

**Hungaroring**  
**Euroformula Open**  
**Race - 1**  
**Provisional Results**



Clas	Nº	Driver	Nat	Cat	Clas	Team	Nat	Vehicle	Laps	Total Time	Gap	Interval	Km/h	Best	Time	Km/h
1	96	Oliver Goethe				Team Motopark		Dallara F320 Spiess	18	29:01.893			162.9	9	1:36.103	164.1
2	69	Vladislav Lomko		R	1	Cryptotower Racing Team		Dallara F320 Spiess	18	29:11.672	9.779	9.779	162.0	7	1:36.354	163.6
3	78	Frederick Lubin				Team Motopark		Dallara F320 Spiess	18	29:16.394	14.501	4.722	161.6	11	1:36.807	162.9
4	71	Christian Mansell				Cryptotower Racing Team		Dallara F320 Spiess	18	29:21.632	19.739	5.238	161.1	9	1:36.683	163.1
5	21	Josh Mason				Cryptotower Racing Team		Dallara F320 Spiess	18	29:23.917	22.024	2.285	160.9	7	1:37.191	162.2
6	12	Ayrton Simmons				Drivex		Dallara F320 HWA	18	29:26.619	24.726	2.702	160.6	7	1:37.277	162.1
7	63	Benjamin Berta				Drivex		Dallara F320 HWA	18	29:28.311	26.418	1.692	160.5	9	1:37.175	162.3
8	84 *	Francesco Simonazzi		R	2	BVM Racing		Dallara F320 Spiess	18	29:29.600	27.707	1.289	160.4	15	1:37.084	162.4
9	24 *	Alex García		R	3	Team Motopark		Dallara F320 Spiess	18	29:31.167	29.274	1.567	160.2	15	1:37.083	162.4
10	7	Vladimir Netušil				Effective Racing		Dallara F320 HWA	18	30:11.292	1:09.399	40.125	156.7	15	1:39.761	158.0

Fastest lap Oliver Goethe in 1:36.103 at 164.1 Km/h in lap 9

**\* PENALTIES**

CAR #84 - 2 SECONDS TIME PENALTY ADDED TO RACE TIME - FORCING CAR 12 OUT OF TRACK STEWARDS DECISION NUMBER 2

CAR #24 - 2 SECONDS TIME PENALTY ADDED TO RACE TIME - ABUSING TRACK LIMITS STEWARDS DECISION NUMBER 3

CAR #24 - 3 SECONDS TIME PENALTY ADDED TO RACE TIME - ABUSING TRACK LIMITS STEWARDS DECISION NUMBER 4

CAR #84 - 2 SECONDS TIME PENALTY ADDED TO RACE TIME - FORCING CAR 24 OUT STEWARDS DECISION NUMBER 5

Published at:.....

Track Temp: 38.4 °C Air Temp: 25.8 °C Humidity: 34 % Track Status: DRY

Stewards:

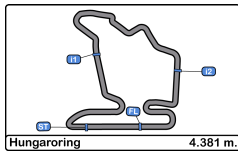
Race Director:

Neus Santamaría  
 Sanromà  
 DPB/I-0036-ESP

Timekeeper:

Luis Angel García Nuñez  
 JOB/I-0030-ESP





**Hungaroring**  
Euroformula Open  
Race - 1



**Provisional Results by Category**

Clas	Nº	Driver	Nat	Cat	Clas	Team	Nat	Vehicle	Laps	Total Time	Gap	Interval	Km/h	Best	Time	Km/h
1	96	Oliver Goethe				Team Motopark		Dallara F320 Spiess	18	29:01.893			162.9	9	1:36.103	164.1
2	78	Frederick Lubin				Team Motopark		Dallara F320 Spiess	18	29:16.394	14.501	14.501	161.6	11	1:36.807	162.9
3	71	Christian Mansell				Cryptotower Racing Team		Dallara F320 Spiess	18	29:21.632	19.739	5.238	161.1	9	1:36.683	163.1
4	21	Josh Mason				Cryptotower Racing Team		Dallara F320 Spiess	18	29:23.917	22.024	2.285	160.9	7	1:37.191	162.2
5	12	Ayrton Simmons				Drivex		Dallara F320 HWA	18	29:26.619	24.726	2.702	160.6	7	1:37.277	162.1
6	63	Benjamin Berta				Drivex		Dallara F320 HWA	18	29:28.311	26.418	1.692	160.5	9	1:37.175	162.3
7	7	Vladimir Netušil				Effective Racing		Dallara F320 HWA	18	30:11.292	1:09.399	42.981	156.7	15	1:39.761	158.0

Rookie																	
1	69	Vladislav Lomko		FRA	R	1	Cryptotower Racing Team		Dallara F320 Spiess	18	29:11.672			162.0	7	1:36.354	163.6
2	84 *	Francesco Simonazzi		ITA	R	2	BVM Racing		Dallara F320 Spiess	18	29:29.600	17.928	17.928	160.4	15	1:37.084	162.4
3	24 *	Alex García		MEX	R	3	Team Motopark		Dallara F320 Spiess	18	29:31.167	19.495	1.567	160.2	15	1:37.083	162.4

Fastest lap Oliver Goethe in 1:36.103 at 164.1 Km/h in lap 9

**\* PENALTIES**

CAR #84 - 2 SECONDS TIME PENALTY ADDED TO RACE TIME - FORCING CAR 12 OUT OF TRACK STEWARDS DECISION NUMBER 2

CAR #24 - 2 SECONDS TIME PENALTY ADDED TO RACE TIME - ABUSING TRACK LIMITS STEWARDS DECISION NUMBER 3

CAR #24 - 3 SECONDS TIME PENALTY ADDED TO RACE TIME - ABUSING TRACK LIMITS STEWARDS DECISION NUMBER 4

CAR #84 - 2 SECONDS TIME PENALTY ADDED TO RACE TIME - FORCING CAR 24 OUT STEWARDS DECISION NUMBER 5

Published at:.....

Track Temp: 38.4 °C Air Temp: 25.8 °C Humidity: 34 % Track Status: DRY

Stewards:

Race Director:

Neus Santamaría  
Sanromà

DPB/I-0036-ESP

Timekeeper:

Luis Angel Garcia Nufez

JOB/I-0030-ESP





**Hungaroring**  
**Euroformula Open**  
**Race - 1**



**Provisional Classification by Driver Fastest Lap**

Clas	Nº	Driver	Nat	Cat	Clas	Team	Nat	Vehicle	Laps	Best	Time	Gap	Interval	Km/h
1	96	Oliver Goethe				Team Motopark		Dallara F320 Spiess	18	9	1:36.103			164.1
2	69	Vladislav Lomko		R	1	Cryptotower Racing Team		Dallara F320 Spiess	18	7	1:36.354	0.251	0.251	163.6
3	71	Christian Mansell				Cryptotower Racing Team		Dallara F320 Spiess	18	9	1:36.683	0.580	0.329	163.1
4	78	Frederick Lubin				Team Motopark		Dallara F320 Spiess	18	11	1:36.807	0.704	0.124	162.9
5	24	Alex García		R	2	Team Motopark		Dallara F320 Spiess	18	15	1:37.083	0.980	0.276	162.4
6	84	Francesco Simonazzi		R	3	BVM Racing		Dallara F320 Spiess	18	15	1:37.084	0.981	0.001	162.4
7	63	Benjamin Berta				Drivex		Dallara F320 HWA	18	9	1:37.175	1.072	0.091	162.3
8	21	Josh Mason				Cryptotower Racing Team		Dallara F320 Spiess	18	7	1:37.191	1.088	0.016	162.2
9	12	Ayrton Simmons				Drivex		Dallara F320 HWA	18	7	1:37.277	1.174	0.086	162.1
10	7	Vladimir Netušil				Effective Racing		Dallara F320 HWA	18	15	1:39.761	3.658	2.484	158.0





# Hungaroring Euroformula Open Race - 1



## Distance and Speed Average

Clas	Nº	Driver	Nat	Cat	Clas	Team	Nat	Vehicle	Laps	Distance	Total Time	Km/h
1	96	Oliver Goethe				Team Motopark		Dallara F320 Spiess	18	78.85	29:01.893	162.9
2	69	Vladislav Lomko		R	1	Cryptotower Racing Team		Dallara F320 Spiess	18	78.85	29:11.672	162.0
3	78	Frederick Lubin				Team Motopark		Dallara F320 Spiess	18	78.85	29:16.394	161.6
4	71	Christian Mansell				Cryptotower Racing Team		Dallara F320 Spiess	18	78.85	29:21.632	161.1
5	21	Josh Mason				Cryptotower Racing Team		Dallara F320 Spiess	18	78.85	29:23.917	160.9
6	12	Ayrton Simmons				Drivex		Dallara F320 HWA	18	78.85	29:26.619	160.6
7	63	Benjamin Berta				Drivex		Dallara F320 HWA	18	78.85	29:28.311	160.5
8	84	Francesco Simonazzi		R	2	BVM Racing		Dallara F320 Spiess	18	78.85	29:29.600	160.4
9	24	Alex García		R	3	Team Motopark		Dallara F320 Spiess	18	78.85	29:31.167	160.2
10	7	Vladimir Netušil				Effective Racing		Dallara F320 HWA	18	78.85	30:11.292	156.7





**Hungaroring**  
**Euroformula Open**  
**Race - 1**  
**Lap Analysis**



**7**

Vladimir Netušil

Dallara F320 HWA **21**

Josh Mason

Dallara F320 Spiess

Effective Racing

Cryptotower Racing Team

Lap	D	Time	Sector 1	Sector 2	Sector 3	T. Spd	Elapsed	Lap	D	Time	Sector 1	Sector 2	Sector 3	T. Spd	Elapsed
1		1:47.665	43.462	36.364	27.839	188.1	1:47.665	1		1:44.138	41.282	35.519	27.337	183.6	1:44.138
2		1:40.674	37.485	35.494	27.695	215.1	3:28.339	2		1:37.946	36.239	34.695	27.012	216.4	3:22.084
3		1:40.517	36.957	35.811	27.749	211.7	5:08.856	3		1:38.360	36.338	34.642	27.380	217.3	5:00.444
4		1:39.983	36.858	35.531	27.594	213.4	6:48.839	4		1:37.639	36.242	34.389	27.008	216.4	6:38.083
5		1:40.317	36.872	35.853	27.592	212.5	8:29.156	5		1:37.486	36.146	34.350	26.990	216.0	8:15.569
6		1:39.935	36.933	35.508	27.494	213.4	10:09.091	6		1:38.049	36.064	34.977	27.008	216.0	9:53.618
7		1:39.939	36.721	35.652	27.566	214.2	11:49.030	7		1:37.191	36.030	34.317	26.844	215.5	11:30.809
8		1:40.190	36.958	35.693	27.539	213.4	13:29.220	8		1:37.533	36.022	34.534	26.977	215.5	13:08.342
9		1:40.930	36.805	35.965	28.160	213.4	15:10.150	9		1:37.345	36.032	34.348	26.965	215.5	14:45.687
10		1:40.071	36.870	35.406	27.795	213.4	16:50.221	10		1:37.479	36.132	34.300	27.047	215.1	16:23.166
11		1:40.350	37.111	35.520	27.719	213.4	18:30.571	11		1:37.521	36.157	34.416	26.948	213.8	18:00.687
12		1:40.624	37.413	35.670	27.541	213.4	20:11.195	12		1:37.546	36.231	34.407	26.908	214.2	19:38.233
13		1:40.372	36.861	35.445	28.066	214.2	21:51.567	13		1:37.604	36.027	34.497	27.080	215.1	21:15.837
14		1:39.863	36.935	35.380	27.548	212.5	23:31.430	14		1:37.473	36.091	34.397	26.985	216.0	22:53.310
15		1:39.761	36.816	35.337	27.608	214.2	25:11.191	15		1:37.473	36.206	34.398	26.869	215.1	24:30.783
16		1:39.933	36.806	35.409	27.718	211.7	26:51.124	16		1:37.652	36.095	34.376	27.181	215.1	26:08.435
17		1:39.988	36.910	35.488	27.590	213.4	28:31.112	17		1:37.607	36.074	34.474	27.059	214.7	27:46.042
18		1:40.180	37.261	35.368	27.551	212.5	30:11.292	18		1:37.875	36.237	34.587	27.051	214.7	29:23.917

**12**

Ayrton Simmons

Dallara F320 HWA **24**

Alex Garcia

Dallara F320 Spiess

Drivex Rookie

Team Motopark

Lap	D	Time	Sector 1	Sector 2	Sector 3	T. Spd	Elapsed	Lap	D	Time	Sector 1	Sector 2	Sector 3	T. Spd	Elapsed
1		1:45.151	41.763	35.547	27.841	181.8	1:45.151	1		1:45.337	42.177	35.443	27.717	187.8	1:45.337
2		1:38.959	36.901	34.866	27.192	214.2	3:24.110	2		1:37.709	36.409	34.420	26.880	217.7	3:23.046
3		1:37.866	36.272	34.617	26.977	216.0	5:01.976	3		1:37.749	36.113	34.655	26.981	215.5	5:00.795
4		1:37.618	36.176	34.377	27.065	216.4	6:39.594	4		1:38.099	36.294	34.785	27.020	218.6	6:38.894
5		1:39.116	36.251	34.518	28.347	216.4	8:18.710	5		1:37.828	36.199	34.702	26.927	216.4	8:16.722
6		1:37.624	36.119	34.605	26.900	215.5	9:56.334	6		1:37.860	35.979	34.943	26.938	216.4	9:54.582
7		1:37.277	36.051	34.391	26.835	216.4	11:33.611	7		1:37.471	36.073	34.589	26.809	216.8	11:32.053
8		1:37.364	36.052	34.400	26.912	216.4	13:10.975	8		1:37.258	35.978	34.544	26.736	216.4	13:09.311
9		1:37.615	35.965	34.679	26.971	216.4	14:48.590	9		1:37.107	35.944	34.453	26.710	217.3	14:46.418
10		1:37.738	36.254	34.244	27.240	216.0	16:26.328	10		1:38.403	36.051	34.785	27.567	217.7	16:24.821
11		1:37.477	36.132	34.376	26.969	216.0	18:03.805	11		1:37.533	36.057	34.642	26.834	216.0	18:02.354
12		1:37.609	36.080	34.482	27.047	217.7	19:41.414	12		1:37.318	35.794	34.685	26.839	216.8	19:39.672
13		1:37.611	36.099	34.726	26.786	217.3	21:19.025	13		1:37.975	35.914	34.790	27.271	217.3	21:17.647
14		1:37.531	35.962	34.686	26.883	218.1	22:56.556	14		1:37.250	35.893	34.572	26.785	216.8	22:54.897
15		1:37.481	36.071	34.523	26.887	217.3	24:34.037	15		1:37.083	35.850	34.583	26.650	216.4	24:31.980
16		1:37.307	36.139	34.424	26.744	215.5	26:11.344	16		1:37.199	35.921	34.452	26.826	216.4	26:09.179
17		1:37.316	36.055	34.523	26.738	216.4	27:48.660	17		1:37.448	35.988	34.577	26.883	216.8	27:46.627
18		1:37.959	36.040	34.623	27.296	216.0	29:26.619	18		1:39.540	36.087	35.002	28.451	218.1	29:26.167





**Hungaroring**  
**Euroformula Open**  
**Race - 1**  
**Lap Analysis**



**63**

Benjamin Berta

Dallara F320 HWA **71**

Christian Mansell

Dallara F320 Spiess

Drivex

Cryptotower Racing Team

Lap	D	Time	Sector 1	Sector 2	Sector 3	T. Spd	Elapsed	Lap	D	Time	Sector 1	Sector 2	Sector 3	T. Spd	Elapsed
1		1:46.598	42.647	35.834	28.117	189.8	1:46.598	1		1:43.521	41.177	35.143	27.201	186.2	1:43.521
2		1:38.656	36.447	35.031	27.178	213.0	3:25.254	2		1:38.013	36.373	34.584	27.056	216.0	3:21.534
3		1:38.115	36.330	34.766	27.019	216.4	5:03.369	3		1:38.308	36.439	34.722	27.147	217.3	4:59.842
4		1:37.709	36.207	34.398	27.104	215.1	6:41.078	4		1:37.579	36.304	34.378	26.897	214.2	6:37.421
5		1:38.262	36.158	35.086	27.018	215.5	8:19.340	5		1:37.228	36.158	34.124	26.946	214.2	8:14.649
6		1:37.740	36.232	34.543	26.965	216.8	9:57.080	6		1:37.451	36.077	34.528	26.846	214.7	9:52.100
7		1:37.525	36.196	34.529	26.800	216.4	11:34.605	7		1:37.198	35.991	34.336	26.871	214.2	11:29.298
8		1:37.805	36.097	34.681	27.027	217.3	13:12.410	8		1:37.311	36.074	34.502	26.735	214.2	13:06.609
9		<b>1:37.175</b>	36.042	<b>34.382</b>	<b>26.751</b>	215.5	14:49.585	9		<b>1:36.683</b>	35.992	<b>33.993</b>	<b>26.698</b>	214.7	14:43.292
10		1:37.543	<b>35.901</b>	34.544	27.098	217.7	16:27.128	10		1:37.034	<b>35.849</b>	34.262	26.923	215.1	16:20.326
11		1:37.670	36.297	34.542	26.831	218.1	18:04.798	11		1:37.070	36.056	34.315	26.699	214.2	17:57.396
12		1:37.415	36.066	34.481	26.868	215.5	19:42.213	12		1:38.029	36.109	34.845	27.075	214.2	19:35.425
13		1:37.563	36.210	34.576	26.777	217.7	21:19.776	13		1:37.910	36.127	34.779	27.004	214.7	21:13.335
14		1:37.567	36.088	34.540	26.939	217.7	22:57.343	14		1:38.029	36.162	34.707	27.160	214.7	22:51.364
15		1:37.464	36.164	34.538	26.762	216.4	24:34.807	15		1:37.464	36.168	34.505	26.791	213.4	24:28.828
16		1:37.549	36.135	34.612	26.802	216.0	26:12.356	16		1:37.447	36.122	34.468	26.857	213.4	26:06.275
17		1:37.901	36.080	34.919	26.902	216.8	27:50.257	17		1:37.575	36.131	34.610	26.834	213.8	27:43.850
18		1:38.054	36.294	34.856	26.904	215.1	29:28.311	18		1:37.782	36.176	34.695	26.911	213.8	29:21.632

**69**

Vladislav Lomko

Dallara F320 Spiess **78**

Frederick Lubin

Dallara F320 Spiess

Rookie

Cryptotower Racing Team

Team Motopark

Lap	D	Time	Sector 1	Sector 2	Sector 3	T. Spd	Elapsed	Lap	D	Time	Sector 1	Sector 2	Sector 3	T. Spd	Elapsed
1		1:42.113	40.449	34.622	27.042	177.6	1:42.113	1		1:43.101	40.719	35.036	27.346	180.9	1:43.101
2		1:37.675	36.539	34.300	26.836	212.5	3:19.788	2		1:38.021	36.035	34.878	27.108	216.4	3:21.122
3		1:37.634	36.552	34.445	26.637	212.1	4:57.422	3		1:37.836	36.208	34.644	26.984	215.1	4:58.958
4		1:36.778	36.091	34.116	26.571	215.1	6:34.200	4		1:37.012	35.997	<b>34.142</b>	26.873	214.2	6:35.970
5		1:36.846	36.021	34.155	26.670	214.7	8:11.046	5		1:37.328	36.151	34.273	26.904	214.7	8:13.298
6		1:36.636	35.879	34.086	26.671	215.5	9:47.682	6		1:36.845	35.928	34.175	<b>26.742</b>	215.1	9:50.143
7		<b>1:36.354</b>	35.811	<b>33.992</b>	26.551	214.7	11:24.036	7		1:36.871	35.903	34.151	26.817	214.7	11:27.014
8		1:36.862	35.863	34.336	26.663	215.1	13:00.898	8		1:37.058	35.973	34.341	26.744	214.7	13:04.072
9		1:36.765	35.856	34.123	26.786	215.5	14:37.663	9		1:37.175	35.964	34.371	26.840	214.7	14:41.247
10		1:36.980	35.894	34.194	26.892	214.7	16:14.643	10		1:37.196	35.985	34.194	27.017	214.7	16:18.443
11		1:37.043	35.994	34.258	26.791	214.2	17:51.686	11		<b>1:36.807</b>	<b>35.849</b>	34.152	26.806	214.7	17:55.250
12		1:36.921	36.023	34.165	26.733	213.8	19:28.607	12		1:37.042	36.039	34.159	26.844	214.7	19:32.292
13		1:36.807	35.971	34.187	26.649	215.5	21:05.414	13		1:37.218	36.080	34.321	26.817	215.1	21:09.510
14		1:38.188	35.816	35.618	26.754	216.8	22:43.602	14		1:37.274	36.028	34.290	26.956	215.5	22:46.784
15		1:36.954	35.951	34.322	26.681	213.8	24:20.556	15		1:37.501	36.202	34.357	26.942	214.2	24:24.285
16		1:36.491	35.865	34.077	<b>26.549</b>	213.4	25:57.047	16		1:37.257	36.082	34.255	26.920	213.4	26:01.542
17		1:36.969	<b>35.759</b>	34.197	27.013	215.1	27:34.016	17		1:37.145	36.030	34.231	26.884	213.8	27:38.687
18		1:37.656	36.016	34.779	26.861	214.2	29:11.672	18		1:37.707	36.150	34.425	27.132	213.8	29:16.394





**Hungaroring**  
**Euroformula Open**  
**Race - 1**  
**Lap Analysis**



**84**

Francesco Simonazzi

Dallara F320 Spiess

Rookie

BVM Racing

Lap	D	Time	Sector 1	Sector 2	Sector 3	T. Spd	Elapsed
1		1:45.608	42.360	35.730	27.518	190.4	1:45.608
2		1:38.896	36.618	35.035	27.243	219.5	3:24.504
3		1:37.941	36.039	34.801	27.101	220.4	5:02.445
4		1:37.562	35.990	34.410	27.162	217.7	6:40.007
5		1:37.714	36.031	34.558	27.125	218.6	8:17.721
6		1:37.258	35.874	34.351	27.033	216.8	9:54.979
7		1:37.629	35.887	34.729	27.013	220.4	11:32.608
8		1:37.298	35.801	34.578	26.919	218.1	13:09.906
9		1:37.148	35.873	34.359	26.916	218.6	14:47.054
10		1:38.079	35.816	34.707	27.556	218.1	16:25.133
11		1:37.778	36.124	34.527	27.127	220.4	18:02.911
12		1:37.285	35.805	34.404	27.076	219.0	19:40.196
13		1:37.981	36.032	34.375	27.574	219.9	21:18.177
14		1:37.367	35.877	34.653	26.837	219.9	22:55.544
15		1:37.084	35.972	34.254	26.858	218.6	24:32.628
16		1:37.101	35.790	34.344	26.967	217.7	26:09.729
17		1:37.464	35.918	34.629	26.917	219.5	27:47.193
18		1:38.407	36.006	34.727	27.674	219.0	29:25.600

**96**

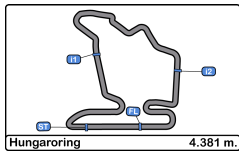
Oliver Goethe

Dallara F320 Spiess

Team Motopark

Lap	D	Time	Sector 1	Sector 2	Sector 3	T. Spd	Elapsed
1		1:42.398	40.568	34.933	26.897	184.9	1:42.398
2		1:37.755	36.374	34.677	26.704	218.1	3:20.153
3		1:36.501	36.065	33.912	26.524	217.7	4:56.654
4		1:36.354	35.912	33.952	26.490	213.0	6:33.008
5		1:36.739	35.938	34.076	26.725	213.8	8:09.747
6		1:36.128	35.908	33.803	26.417	214.2	9:45.875
7		1:36.154	35.807	33.930	26.417	213.4	11:22.029
8		1:36.232	35.918	33.833	26.481	214.7	12:58.261
9		1:36.103	35.807	33.770	26.526	214.7	14:34.364
10		1:36.709	35.836	34.028	26.845	214.7	16:11.073
11		1:36.591	35.916	34.009	26.666	214.7	17:47.664
12		1:36.165	35.910	33.748	26.507	214.2	19:23.829
13		1:36.483	35.742	33.975	26.766	215.5	21:00.312
14		1:36.491	35.912	33.890	26.689	215.5	22:36.803
15		1:36.439	35.859	33.972	26.608	214.2	24:13.242
16		1:36.141	35.813	33.842	26.486	213.8	25:49.383
17		1:36.248	35.738	33.778	26.732	215.1	27:25.631
18		1:36.262	35.794	33.821	26.647	214.7	29:01.893





**Hungaroring**  
Euroformula Open  
Race - 1



**Analysis by Lap**

Num	Lap Time	Gap
-----	----------	-----

**Lap 1**

69	1:42.113	
96	1:42.398	00.285
78	1:43.101	00.988
71	1:43.521	01.408
21	1:44.138	02.025
12	1:45.151	03.038
24	1:45.337	03.224
84	1:45.608	03.495
63	1:46.598	04.485
7	1:47.665	05.552

Num	Lap Time	Gap
-----	----------	-----

**Lap 2**

69	1:37.675	
96	1:37.755	00.365
78	1:38.021	01.334
71	1:38.013	01.746
21	1:37.946	02.296
24	1:37.709	03.258
12	1:38.959	04.322
84	1:38.896	04.716
63	1:38.656	05.466
7	1:40.674	08.551

Num	Lap Time	Gap
-----	----------	-----

**Lap 3**

96	1:36.501	
69	1:37.634	00.768
78	1:37.836	02.304
71	1:38.308	03.188
21	1:38.360	03.790
24	1:37.749	04.141
12	1:37.866	05.322
84	1:37.941	05.791
63	1:38.115	06.715
7	1:40.517	12.202

Num	Lap Time	Gap
-----	----------	-----

**Lap 4**

96	1:36.354	
69	1:36.778	01.192
78	1:37.012	02.962
71	1:37.579	04.413
21	1:37.639	05.075
24	1:38.099	05.886
12	1:37.618	06.586
84	1:37.562	06.999
63	1:37.709	08.070
7	1:39.983	15.831

Num	Lap Time	Gap
-----	----------	-----

**Lap 5**

96	1:36.739	
69	1:36.846	01.299
78	1:37.328	03.551
71	1:37.228	04.902
21	1:37.486	05.822
24	1:37.828	06.975
84	1:37.714	07.974

Num	Lap Time	Gap
-----	----------	-----

**Lap 6**

12	1:39.116	08.963
63	1:38.262	09.593
7	1:40.317	19.409

Num	Lap Time	Gap
-----	----------	-----

**Lap 7**

96	1:36.128	
69	1:36.636	01.807
78	1:36.845	04.268
71	1:37.451	06.225
21	1:38.049	07.743
24	1:37.860	08.707
84	1:37.258	09.104
12	1:37.624	10.459
63	1:37.740	11.205
7	1:39.935	23.216

Num	Lap Time	Gap
-----	----------	-----

**Lap 8**

96	1:36.154	
69	1:36.354	02.007
78	1:36.871	04.985
71	1:37.198	07.269
21	1:37.191	08.780
24	1:37.471	10.024
84	1:37.629	10.579
12	1:37.277	11.582
63	1:37.525	12.576
7	1:39.939	27.001

Num	Lap Time	Gap
-----	----------	-----

**Lap 9**

96	1:36.232	
69	1:36.862	02.637
78	1:37.058	05.811
71	1:37.311	08.348
21	1:37.533	10.081
24	1:37.258	11.050
84	1:37.298	11.645
12	1:37.364	12.714
63	1:37.805	14.149
7	1:40.190	30.959

Num	Lap Time	Gap
-----	----------	-----

**Lap 10**

96	1:36.103	
69	1:36.765	03.299
78	1:37.175	06.883
71	1:36.683	08.928
21	1:37.345	11.323
24	1:37.107	12.054
84	1:37.148	12.690
12	1:37.615	14.226
63	1:37.175	15.221
7	1:40.930	35.786

Num	Lap Time	Gap
-----	----------	-----

**Lap 11**

96	1:36.709	
69	1:36.980	03.570

Num	Lap Time	Gap
-----	----------	-----

**Lap 12**

78	1:37.196	07.370
71	1:37.034	09.253
21	1:37.479	12.093
24	1:38.403	13.748
84	1:38.079	14.060
12	1:37.738	15.255
63	1:37.543	16.055
7	1:40.071	39.148

Num	Lap Time	Gap
-----	----------	-----

**Lap 13**

96	1:36.591	
69	1:37.043	04.022
78	1:36.807	07.586
71	1:37.070	09.732
21	1:37.521	13.023
24	1:37.533	14.690
84	1:37.778	15.247
12	1:37.477	16.141
63	1:37.670	17.134
7	1:40.350	42.907

Num	Lap Time	Gap
-----	----------	-----

**Lap 14**

96	1:36.165	
69	1:36.921	04.778
78	1:37.042	08.463
71	1:38.029	11.596
21	1:37.546	14.404
24	1:37.318	15.843
84	1:37.285	16.367
12	1:37.609	17.585
63	1:37.415	18.384
7	1:40.624	47.366

Num	Lap Time	Gap
-----	----------	-----

**Lap 15**

96	1:36.483	
69	1:36.807	05.102
78	1:37.218	09.198
71	1:37.910	13.023
21	1:37.604	15.525
24	1:37.975	17.335
84	1:37.981	17.865
12	1:37.611	18.713
63	1:37.563	19.464
7	1:40.372	51.255

Num	Lap Time	Gap
-----	----------	-----

**Lap 16**

96	1:36.491	
69	1:36.807	05.102
78	1:37.218	09.198
71	1:37.910	13.023
21	1:37.604	15.525
24	1:37.975	17.335
84	1:37.981	17.865
12	1:37.611	18.713
63	1:37.563	19.464
7	1:40.372	51.255

Num	Lap Time	Gap
-----	----------	-----

**Lap 17**

96	1:36.483	
69	1:36.807	05.102
78	1:37.218	09.198
71	1:37.910	13.023
21	1:37.604	15.525
24	1:37.975	17.335
84	1:37.981	17.865
12	1:37.611	18.713
63	1:37.563	19.464
7	1:40.372	51.255

Num	Lap Time	Gap
-----	----------	-----

**Lap 18**

96	1:36.439	
69	1:36.954	07.314
78	1:37.501	11.043
71	1:37.464	15.586
21	1:37.473	17.541
24	1:37.083	18.738
84	1:37.084	19.386
12	1:37.481	20.795
63	1:37.464	21.565
7	1:39.761	57.949

Num	Lap Time	Gap
-----	----------	-----

**Lap 19**

96	1:36.141	
69	1:36.491	07.664
78	1:37.257	12.159
71	1:37.447	16.892
21	1:37.652	19.052
24	1:37.199	19.796
84	1:37.101	20.346
12	1:37.307	21.961
63	1:37.549	22.973
7	1:39.933	1:01.741

Num	Lap Time	Gap
-----	----------	-----

**Lap 20**

96	1:36.248	
69	1:36.969	08.385
78	1:37.145	13.056
71	1:37.575	18.219
21	1:37.607	20.411
24	1:37.448	20.996
84	1:37.464	21.562
12	1:37.316	23.029
63	1:37.901	24.626
7	1:39.988	1:05.481

Num	Lap Time	Gap
-----	----------	-----

**Lap 21**

96	1:36.262	
69	1:37.656	09.779
78	1:37.707	14.501
71	1:37.782	19.739
21	1:37.875	22.024
84	1:38.407	23.707
24	1:39.540	24.274
12	1:37.959	24.726
63	1:38.054	26.418
7	1:40.180	1:09.399







**Hungaroring**  
**Euroformula Open**  
**Race - 1**  
**Best Sectors Results**



Sector - 1			Sector - 2			Sector - 3			Ideal Lap vs Best Lap						
Clas	Nº	Driver	Time	Nº	Driver	Time	Nº	Driver	Time	Clas	Nº	Driver	Ideal Lap	Best Lap	Clas
1	96	Oliver Goethe	35.738	96	Oliver Goethe	33.748	96	Oliver Goethe	26.417	1	96	Oliver Goethe	1:35.903	1:36.103	1
2	69	Vladislav Lomko	35.759	69	Vladislav Lomko	33.992	69	Vladislav Lomko	26.549	2	69	Vladislav Lomko	1:36.300	1:36.354	2
3	84	Francesco Simonazzi	35.790	71	Christian Mansell	33.993	24	Alex García	26.650	3	71	Christian Mansell	1:36.540	1:36.683	3
4	24	Alex García	35.794	78	Frederick Lubin	34.142	71	Christian Mansell	26.698	4	78	Frederick Lubin	1:36.733	1:36.807	4
5	71	Christian Mansell	35.849	12	Ayrton Simmons	34.244	12	Ayrton Simmons	26.738	5	24	Alex García	1:36.864	1:37.083	5
6	78	Frederick Lubin	35.849	84	Francesco Simonazzi	34.254	78	Frederick Lubin	26.742	6	84	Francesco Simonazzi	1:36.881	1:37.084	6
7	63	Benjamin Berta	35.901	21	Josh Mason	34.300	63	Benjamin Berta	26.751	7	12	Ayrton Simmons	1:36.944	1:37.277	9
8	12	Ayrton Simmons	35.962	63	Benjamin Berta	34.382	84	Francesco Simonazzi	26.837	8	63	Benjamin Berta	1:37.034	1:37.175	7
9	21	Josh Mason	36.022	24	Alex García	34.420	21	Josh Mason	26.844	9	21	Josh Mason	1:37.166	1:37.191	8
10	7	Vladimir Netušil	36.721	7	Vladimir Netušil	35.337	7	Vladimir Netušil	27.494	10	7	Vladimir Netušil	1:39.552	1:39.761	10





**Hungaroring**  
**Euroformula Open**  
**Race - 1**  
**Leader Sequence**



N°	Driver	Nat	Cat	Clas	Team	Nat	Vehicle	Start Lap	End Lap	Laps	Total Laps
69	Vladislav Lomko	 FRA	R		Cryptotower Racing Team	 ESP	Dallara F320 Spiess	1	2	2	2
96	Oliver Goethe	 DNK			Team Motopark	 DEU	Dallara F320 Spiess	3	18	16	16





**Hungaroring**  
**Euroformula Open**  
**Race - 1**  
**Best 5 Lap Times**



Cls	N°	Driver	Nat	Cat	Cls	Team	Nat	Vehicle	Best 1		Best 2		Best 3		Best 4		Best 5	
									Time	Lap	Time	Lap	Time	Lap	Time	Lap	Time	Lap
1	96	Oliver Goethe				Team Motopark		Dallara F320 Spiess	<b>1:36.103</b>	9	1:36.128	6	1:36.141	16	1:36.154	7	1:36.165	12
2	69	Vladislav Lomko		R	1	Cryptotower Racing Team		Dallara F320 Spiess	<b>1:36.354</b>	7	1:36.491	16	1:36.636	6	1:36.765	9	1:36.778	4
3	71	Christian Mansell				Cryptotower Racing Team		Dallara F320 Spiess	<b>1:36.683</b>	9	1:37.034	10	1:37.070	11	1:37.198	7	1:37.228	5
4	78	Frederick Lubin				Team Motopark		Dallara F320 Spiess	<b>1:36.807</b>	11	1:36.845	6	1:36.871	7	1:37.012	4	1:37.042	12
5	24	Alex García		R	2	Team Motopark		Dallara F320 Spiess	<b>1:37.083</b>	15	1:37.107	9	1:37.199	16	1:37.250	14	1:37.258	8
6	84	Francesco		R	3	BVM Racing		Dallara F320 Spiess	<b>1:37.084</b>	15	1:37.101	16	1:37.148	9	1:37.258	6	1:37.285	12
7	63	Benjamin Berta				Drivex		Dallara F320 HWA	<b>1:37.175</b>	9	1:37.415	12	1:37.464	15	1:37.525	7	1:37.543	10
8	21	Josh Mason				Cryptotower Racing Team		Dallara F320 Spiess	<b>1:37.191</b>	7	1:37.345	9	1:37.473	14	1:37.473	15	1:37.479	10
9	12	Ayrton Simmons				Drivex		Dallara F320 HWA	<b>1:37.277</b>	7	1:37.307	16	1:37.316	17	1:37.364	8	1:37.477	11
10	7	Vladimir Netušil				Effective Racing		Dallara F320 HWA	<b>1:39.761</b>	15	1:39.863	14	1:39.933	16	1:39.935	6	1:39.939	7





**Hungaroring**  
**Euroformula Open**  
**Race - 1**  
**Best 5 Top Speeds**



Clas	N°	Driver	Nat	Cat	Cls	Team	Nat	Vehicle	Top 1		Top 2		Top 3		Top 4		Top 5		Avg	
									Km/h	Lap	Km/h	Lap	Km/h	Lap	Km/h	Lap	Km/h	Lap		
1	84	Francesco Simonazzi		ITA	R	1	BVM Racing		Dallara F320 Spiess	220.4	3	220.4	7	220.4	11	219.9	13	219.9	14	220.2
2	24	Alex García		MEX	R	2	Team Motopark		Dallara F320 Spiess	218.6	4	218.1	18	217.7	2	217.7	10	217.3	9	217.9
3	12	Ayrton Simmons		GBR			Drivex		Dallara F320 HWA	218.1	14	217.7	12	217.3	13	217.3	15	216.4	4	217.3
4	63	Benjamin Berta		HUN			Drivex		Dallara F320 HWA	218.1	11	217.7	10	217.7	13	217.7	14	217.3	8	217.7
5	96	Oliver Goethe		DNK			Team Motopark		Dallara F320 Spiess	218.1	2	217.7	3	215.5	13	215.5	14	215.1	17	216.4
6	21	Josh Mason		GBR			Cryptotower Racing Team		Dallara F320 Spiess	217.3	3	216.4	2	216.4	4	216.0	5	216.0	6	216.4
7	71	Christian Mansell		AUS			Cryptotower Racing Team		Dallara F320 Spiess	217.3	3	216.0	2	215.1	10	214.7	6	214.7	9	215.5
8	69	Vladislav Lomko		FRA	R	3	Cryptotower Racing Team		Dallara F320 Spiess	216.8	14	215.5	6	215.5	9	215.5	13	215.1	4	215.7
9	78	Frederick Lubin		GBR			Team Motopark		Dallara F320 Spiess	216.4	2	215.5	14	215.1	3	215.1	6	215.1	13	215.4
10	7	Vladimir Netušil		CZE			Effective Racing		Dallara F320 HWA	215.1	2	214.2	7	214.2	13	214.2	15	213.4	4	214.2





**Hungaroring**  
**Euroformula Open**  
**Race - 1**  
**Fastest Laps Sequence**



Lap	Time of Day	Session Time	N°	Driver	Nat	Cat	Team	Nat	Vehicle	Time	Km/h		
2	17:01:13.182	3:20.182	69	Vladislav Lomko		FRA	R	Cryptotower Racing Team		JPN	Dallara F320 Spiess	1:37.675	161.4
3	17:02:50.048	4:57.048	96	Oliver Goethe		DNK		Team Motopark		DEU	Dallara F320 Spiess	1:36.501	163.4
4	17:04:26.402	6:33.402	96	Oliver Goethe		DNK		Team Motopark		DEU	Dallara F320 Spiess	1:36.354	163.6
6	17:07:39.269	9:46.269	96	Oliver Goethe		DNK		Team Motopark		DEU	Dallara F320 Spiess	1:36.128	164.0
9	17:12:27.758	14:34.758	96	Oliver Goethe		DNK		Team Motopark		DEU	Dallara F320 Spiess	1:36.103	164.1





**Hungaroring**  
**Euroformula Open**  
**Race - 1**  
**Event Best Maximum Speed**



Nº	Driver	Nat	Cat	Clas	Team	Nat	Vehicle	Km/h	Session	
84	Francesco Simonazzi		ITA	R	1	BVM Racing		Dallara F320 Spiess	223.1	Private test - 2
63	Benjamin Berta		HUN		Drivex		Dallara F320 HWA	220.4	Private test - 1	
96	Oliver Goethe		DNK		Team Motopark		Dallara F320 Spiess	220.4	Private test - 3	
69	Vladislav Lomko		FRA	R	2	Cryptotower Racing Team		Dallara F320 Spiess	219.9	Private test - 1
24	Alex García		MEX	R	3	Team Motopark		Dallara F320 Spiess	219.9	Private test - 3
12	Ayrton Simmons		GBR		Drivex		Dallara F320 HWA	219.9	Qualifying	
71	Christian Mansell		AUS		Cryptotower Racing Team		Dallara F320 Spiess	219.5	Private test - 3	
21	Josh Mason		GBR		Cryptotower Racing Team		Dallara F320 Spiess	219.0	Private test - 1	
78	Frederick Lubin		GBR		Team Motopark		Dallara F320 Spiess	218.6	Qualifying	
7	Vladimir Netušil		CZE		Effective Racing		Dallara F320 HWA	218.1	Qualifying	





**Hungaroring**  
**Euroformula Open**  
**Race - 1**  
**Lap Chart**



**LAP**

Nr	Pos	Grid	1	2	3	4	5	6	7	8	9	10	11	12	13	14	15	16	17	18
69	1	69	69	69	96	96	96	96	96	96	96	96	96	96	96	96	96	96	96	96
78	2	78	96	96	69	69	69	69	69	69	69	69	69	69	69	69	69	69	69	69
96	3	96	78	78	78	78	78	78	78	78	78	78	78	78	78	78	78	78	78	78
21	4	21	71	71	71	71	71	71	71	71	71	71	71	71	71	71	71	71	71	71
12	5	12	21	21	21	21	21	21	21	21	21	21	21	21	21	21	21	21	21	21
71	6	71	12	24	24	24	24	24	24	24	24	24	24	24	24	24	24	24	24	84
84	7	84	24	12	12	12	84	84	84	84	84	84	84	84	84	84	84	84	84	24
24	8	24	84	84	84	84	12	12	12	12	12	12	12	12	12	12	12	12	12	12
63	9	63	63	63	63	63	63	63	63	63	63	63	63	63	63	63	63	63	63	63
7	10	7	7	7	7	7	7	7	7	7	7	7	7	7	7	7	7	7	7	7

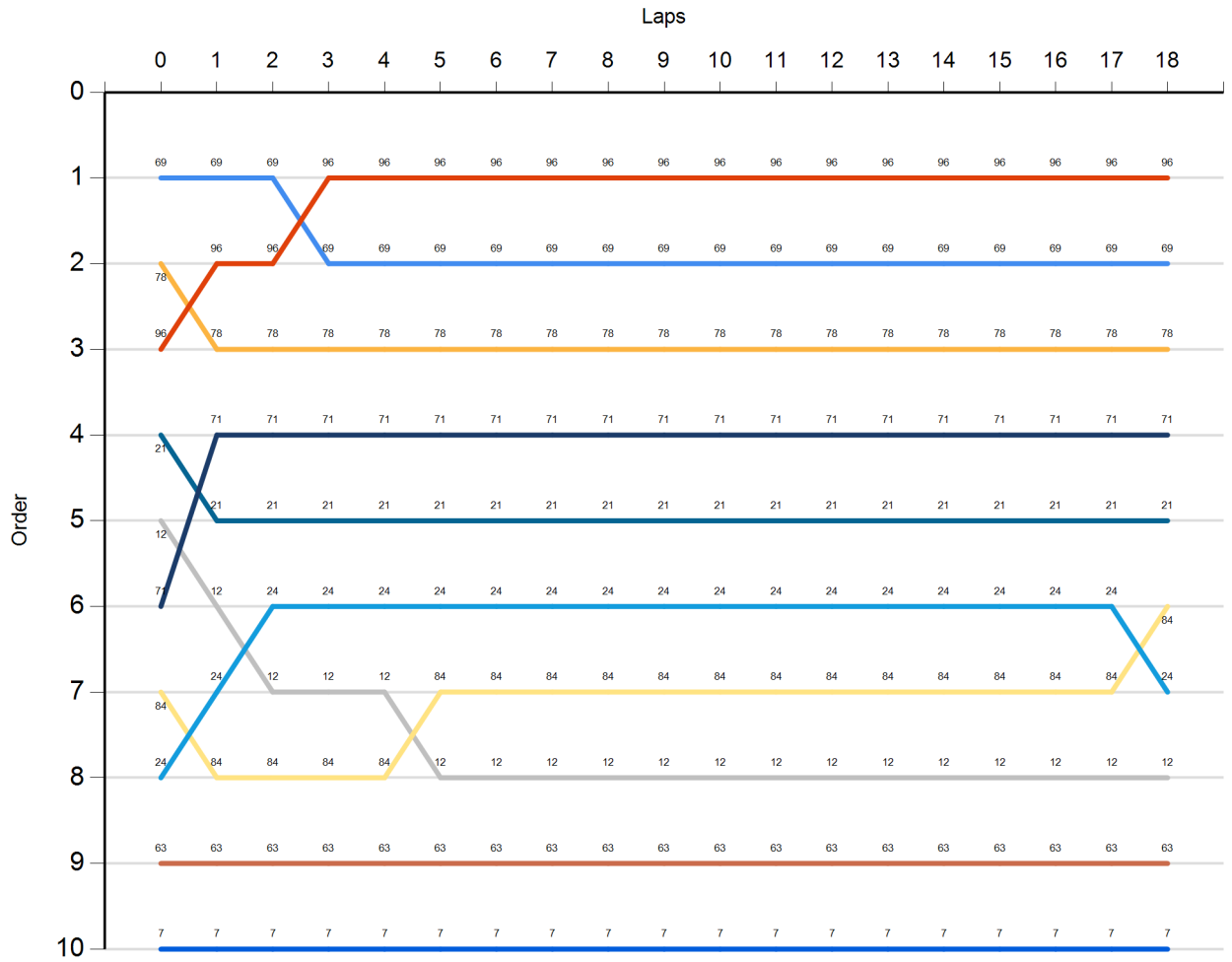




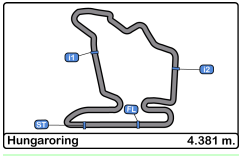
**Hungaroring**  
**Euroformula Open**  
**Race - 1**  
**Graphic Lap Chart**



- 69
- 78
- 96
- 21
- 12
- 71
- 84
- 24
- 63
- 7







**Hungaroring**  
**Euroformula Open**  
**Race - 1**  
**Pit Stop Analysis**



Nr.	In Day Time	Driver	Nat	Cat	Team	Nat	Vehicle	In Time	Stop N°	Pit Time	Handicap	Dif.
-----	-------------	--------	-----	-----	------	-----	---------	---------	---------	----------	----------	------

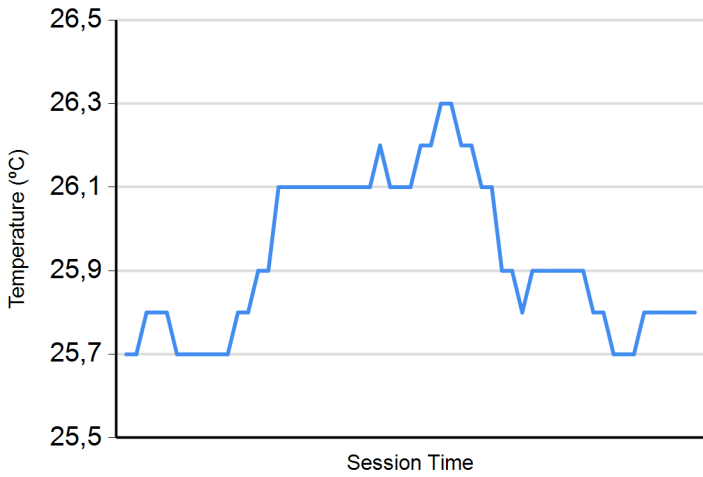




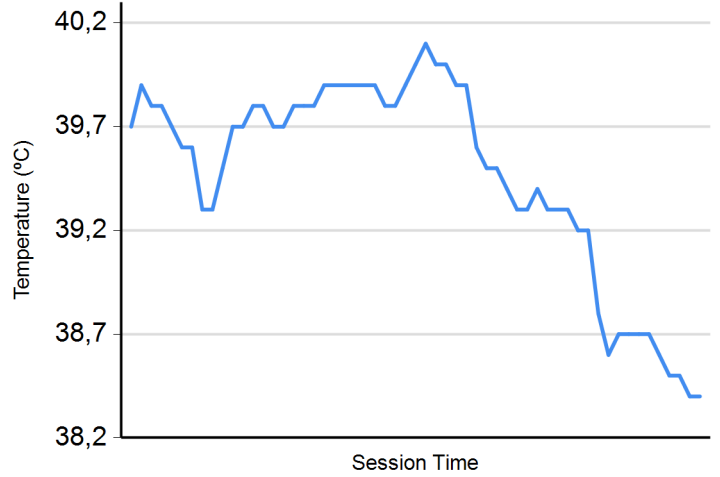
**Hungaroring**  
**Euroformula Open**  
**Race - 1**  
**Weather Report**



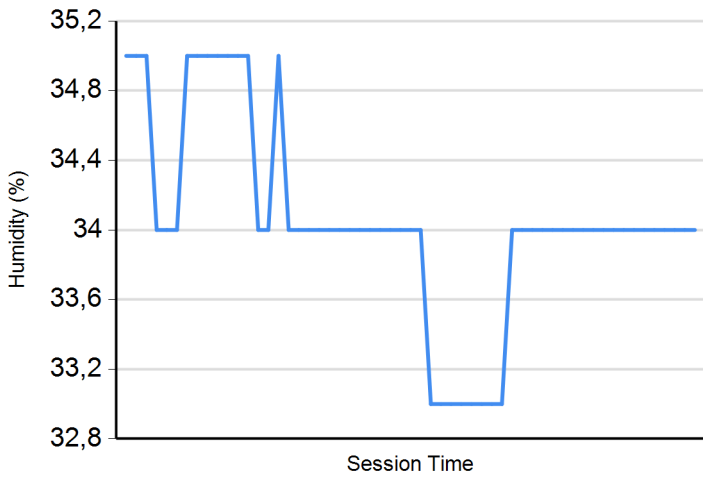
**Air Temperature**



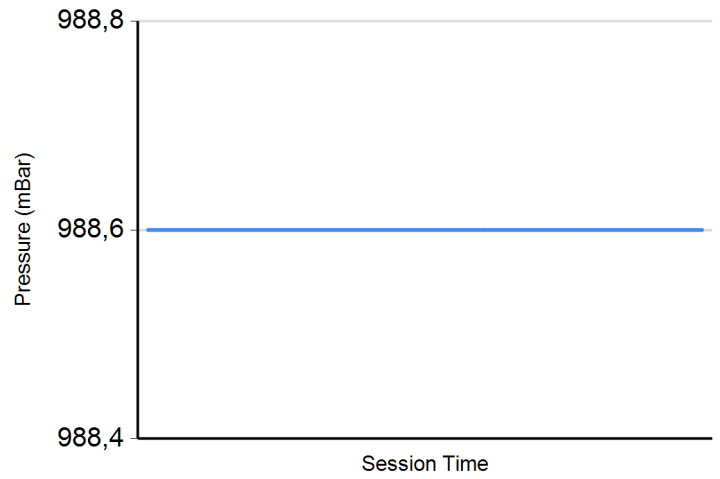
**Track Temperature**



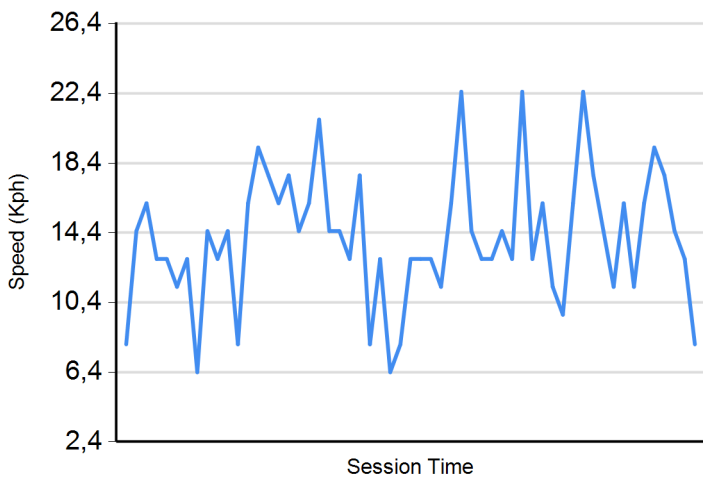
**Humidity**



**Pressure**



**Wind Speed**



**Wind direction**

North = 0°/360° Est = 90° South = 180° West = 270°

