

**Hungaroring**  
**Euroformula Open**  
**Race - 2**  
**Provisional Results**



Clas	Nº	Driver	Nat	Cat	Clas	Team	Nat	Vehicle	Laps	Total Time	Gap	Interval	Km/h	Best	Time	Km/h
1	21	Josh Mason				Cryptotower Racing Team		Dallara F320 Spiess	18	<b>28:59.507</b>			163.2	4	1:35.728	164.7
2	71	Christian Mansell				Cryptotower Racing Team		Dallara F320 Spiess	18	<b>29:06.593</b>	7.086	7.086	162.5	4	1:35.657	164.8
3	12	Ayrton Simmons				Drivex		Dallara F320 HWA	18	<b>29:07.425</b>	7.918	0.832	162.4	5	1:35.799	164.6
4	96	Oliver Goethe				Team Motopark		Dallara F320 Spiess	18	<b>29:07.843</b>	8.336	0.418	162.4	9	1:35.748	164.7
5	69	Vladislav Lomko		R	1	Cryptotower Racing Team		Dallara F320 Spiess	18	<b>29:08.291</b>	8.784	0.448	162.3	4	1:35.954	164.3
6	78	Frederick Lubin				Team Motopark		Dallara F320 Spiess	18	<b>29:10.028</b>	10.521	1.737	162.2	3	1:36.024	164.2
7	84	Francesco Simonazzi		R	2	BVM Racing		Dallara F320 Spiess	18	<b>29:10.447</b>	10.940	0.419	162.1	4	1:36.391	163.6
8	24	Alex García		R	3	Team Motopark		Dallara F320 Spiess	18	<b>29:15.345</b>	15.838	4.898	161.7	10	1:36.381	163.6
9	63	Benjamin Berta				Drivex		Dallara F320 HWA	18	<b>29:15.721</b>	16.214	0.376	161.6	4	1:36.724	163.0
10	7	Vladimir Netušil				Effective Racing		Dallara F320 HWA	18	<b>30:34.274</b>	1:34.767	1:18.553	154.7	8	1:39.034	159.2

Fastest lap Christian Mansell in 1:35.657 at 164.8 Km/h in lap 4

Published at:.....

Track Temp: **38.7 °C** Air Temp: **23.1 °C** Humidity: **42 %** Track Status: **DRY**

Stewards:

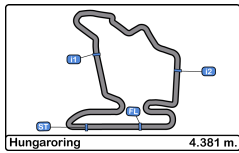
Race Director:

Neus Santamaría  
 Sanromà  
 DPB/I-0036-ESP

Timekeeper:

Luis Angel García Nuñez  
 JOB/I-0030-ESP





**Hungaroring**  
**Euroformula Open**  
**Race - 2**



**Provisional Results by Category**

Clas	Nº	Driver	Nat	Cat	Clas	Team	Nat	Vehicle	Laps	Total Time	Gap	Interval	Km/h	Best	Time	Km/h
1	21	Josh Mason		GBR		Cryptotower Racing Team		Dallara F320 Spiess	18	<b>28:59.507</b>			163.2	4	1:35.728	164.7
2	71	Christian Mansell		AUS		Cryptotower Racing Team		Dallara F320 Spiess	18	<b>29:06.593</b>	7.086	7.086	162.5	4	1:35.657	164.8
3	12	Ayrton Simmons		GBR		Drivex		Dallara F320 HWA	18	<b>29:07.425</b>	7.918	0.832	162.4	5	1:35.799	164.6
4	96	Oliver Goethe		DNK		Team Motopark		Dallara F320 Spiess	18	<b>29:07.843</b>	8.336	0.418	162.4	9	1:35.748	164.7
5	78	Frederick Lubin		GBR		Team Motopark		Dallara F320 Spiess	18	<b>29:10.028</b>	10.521	2.185	162.2	3	1:36.024	164.2
6	63	Benjamin Berta		HUN		Drivex		Dallara F320 HWA	18	<b>29:15.721</b>	16.214	5.693	161.6	4	1:36.724	163.0
7	7	Vladimir Netušil		CZE		Effective Racing		Dallara F320 HWA	18	<b>30:34.274</b>	1:34.767	1:18.553	154.7	8	1:39.034	159.2

<b>Rookie</b>																	
1	69	Vladislav Lomko		FRA	R	1	Cryptotower Racing Team		Dallara F320 Spiess	18	<b>29:08.291</b>			162.3	4	1:35.954	164.3
2	84	Francesco Simonazzi		ITA	R	2	BVM Racing		Dallara F320 Spiess	18	<b>29:10.447</b>	2.156	2.156	162.1	4	1:36.391	163.6
3	24	Alex García		MEX	R	3	Team Motopark		Dallara F320 Spiess	18	<b>29:15.345</b>	7.054	4.898	161.7	10	1:36.381	163.6

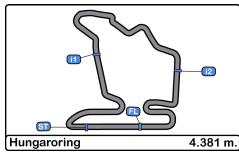
Fastest lap Christian Mansell in 1:35.657 at 164.8 Km/h in lap 4

Published at:.....

Track Temp: **38.7 °C** Air Temp: **23.1 °C** Humidity: **42 %** Track Status: **DRY**

<b>Stewards:</b>	<b>Race Director:</b>	<b>Timekeeper:</b>
	Neus Santamaría Sanromà DPB/I-0036-ESP	 Luis Angel García Nuñez JOB/I-0030-ESP





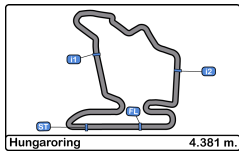
**Hungaroring**  
**Euroformula Open**  
**Race - 2**



**Provisional Classification by Driver Fastest Lap**

Clas	Nº	Driver	Nat	Cat	Clas	Team	Nat	Vehicle	Laps	Best	Time	Gap	Interval	Km/h	
1	71	Christian Mansell		AUS		Cryptotower Racing Team		Dallara F320 Spiess	18	4	1:35.657			164.8	
2	21	Josh Mason		GBR		Cryptotower Racing Team		Dallara F320 Spiess	18	4	1:35.728	0.071	0.071	164.7	
3	96	Oliver Goethe		DNK		Team Motopark		Dallara F320 Spiess	18	9	1:35.748	0.091	0.020	164.7	
4	12	Ayrton Simmons		GBR		Drivex		Dallara F320 HWA	18	5	1:35.799	0.142	0.051	164.6	
5	69	Vladislav Lomko		FFA	R	1	Cryptotower Racing Team		Dallara F320 Spiess	18	4	1:35.954	0.297	0.155	164.3
6	78	Frederick Lubin		GBR		Team Motopark		Dallara F320 Spiess	18	3	1:36.024	0.367	0.070	164.2	
7	24	Alex García		MEX	R	2	Team Motopark		Dallara F320 Spiess	18	10	1:36.381	0.724	0.357	163.6
8	84	Francesco Simonazzi		ITA	R	3	BVM Racing		Dallara F320 Spiess	18	4	1:36.391	0.734	0.010	163.6
9	63	Benjamin Berta		HUN		Drivex		Dallara F320 HWA	18	4	1:36.724	1.067	0.333	163.0	
10	7	Vladimir Netušil		CZE		Effective Racing		Dallara F320 HWA	18	8	1:39.034	3.377	2.310	159.2	





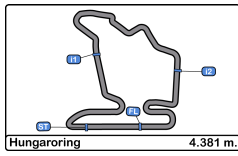
**Hungaroring**  
**Euroformula Open**  
**Race - 2**



**Distance and Speed Average**

Clas	Nº	Driver	Nat	Cat	Clas	Team	Nat	Vehicle	Laps	Distance	Total Time	Km/h
1	21	Josh Mason				Cryptotower Racing Team		Dallara F320 Spiess	18	78.85	28:59.507	163.2
2	71	Christian Mansell				Cryptotower Racing Team		Dallara F320 Spiess	18	78.85	29:06.593	162.5
3	12	Ayrton Simmons				Drivex		Dallara F320 HWA	18	78.85	29:07.425	162.4
4	96	Oliver Goethe				Team Motopark		Dallara F320 Spiess	18	78.85	29:07.843	162.4
5	69	Vladislav Lomko		R	1	Cryptotower Racing Team		Dallara F320 Spiess	18	78.85	29:08.291	162.3
6	78	Frederick Lubin				Team Motopark		Dallara F320 Spiess	18	78.85	29:10.028	162.2
7	84	Francesco Simonazzi		R	2	BVM Racing		Dallara F320 Spiess	18	78.85	29:10.447	162.1
8	24	Alex García		R	3	Team Motopark		Dallara F320 Spiess	18	78.85	29:15.345	161.7
9	63	Benjamin Berta				Drivex		Dallara F320 HWA	18	78.85	29:15.721	161.6
10	7	Vladimir Netušil				Effective Racing		Dallara F320 HWA	18	78.85	30:34.274	154.7





**Hungaroring**  
**Euroformula Open**  
**Race - 2**  
**Lap Analysis**



**7** Vladimir Netušil Dallara F320 HWA **21** Josh Mason Dallara F320 Spiess

Effective Racing

Cryptotower Racing Team

Lap	D	Time	Sector 1	Sector 2	Sector 3	T. Spd	Elapsed	Lap	D	Time	Sector 1	Sector 2	Sector 3	T. Spd	Elapsed
1		1:47.315	43.372	36.151	27.792	188.4	1:47.315	1		1:41.069	40.634	33.971	26.464	177.9	1:41.069
2		1:41.066	37.079	35.350	28.637	214.2	3:28.381	2		1:36.336	36.013	33.840	26.483	213.4	3:17.405
3		1:39.339	36.758	35.077	27.504	213.8	5:07.720	3		1:35.761	36.023	33.479	26.259	213.4	4:53.166
4		1:39.337	36.800	35.224	27.313	213.4	6:47.057	4		1:35.728	35.917	33.616	26.195	214.2	6:28.894
5		1:40.083	36.896	35.417	27.770	215.1	8:27.140	5		1:36.032	35.963	33.605	26.464	214.2	8:04.926
6		1:39.583	36.780	35.248	27.555	213.0	10:06.723	6		1:36.107	35.921	33.648	26.538	214.2	9:41.033
7		1:39.405	36.809	34.984	27.612		11:46.128	7		1:36.215	35.955	33.744	26.516	213.4	11:17.248
8		1:39.034	36.516	34.997	27.521	214.7	13:25.162	8		1:35.898	35.948	33.593	26.357	214.2	12:53.146
9		1:39.780	37.030	35.159	27.591	213.0	15:04.942	9		1:36.013	35.870	33.629	26.514	215.1	14:29.159
10		1:39.477	36.954	35.055	27.468	213.4	16:44.419	10		1:36.075	35.816	33.656	26.603	214.7	16:05.234
11		1:39.932	36.927	35.319	27.686	213.4	18:24.351	11		1:36.493	36.017	33.717	26.759	215.1	17:41.727
12		1:39.923	36.853	35.534	27.536	213.0	20:04.274	12		1:36.592	36.039	33.940	26.613		19:18.319
13		1:40.602	37.058	35.820	27.724	213.4	21:44.876	13		1:36.581	35.928	33.975	26.678	214.7	20:54.900
14		2:06.888	37.221	1:01.080	28.587	215.1	23:51.764	14		1:36.716	36.070	34.047	26.599	214.2	22:31.616
15		1:40.469	37.288	35.744	27.437	213.4	25:32.233	15		1:36.674	36.006	33.988	26.680	214.2	24:08.290
16		1:40.309	37.252	35.417	27.640	213.0	27:12.542	16		1:37.117	36.295	34.085	26.737	214.2	25:45.407
17		1:40.078	36.866	35.480	27.732	213.8	28:52.620	17		1:36.756	36.067	34.007	26.682	213.4	27:22.163
18		1:41.654	37.230	35.844	28.580	212.5	30:34.274	18		1:37.344	36.108	34.390	26.846	214.7	28:59.507

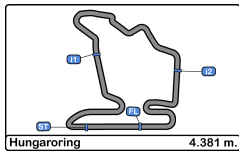
**12** Ayrton Simmons Dallara F320 HWA **24** Alex Garcia Dallara F320 Spiess

Drivex Rookie

Team Motopark

Lap	D	Time	Sector 1	Sector 2	Sector 3	T. Spd	Elapsed	Lap	D	Time	Sector 1	Sector 2	Sector 3	T. Spd	Elapsed
1		1:43.146	41.231	35.053	26.862	178.5	1:43.146	1		1:45.035	42.353	35.725	26.957	189.1	1:45.035
2		1:36.333	36.040	33.813	26.480	217.3	3:19.479	2		1:37.054	36.206	34.176	26.672	216.4	3:22.089
3		1:35.960	35.849	33.650	26.461	216.8	4:55.439	3		1:36.932	36.008	34.283	26.641	216.0	4:59.021
4		1:35.965	35.788	33.690	26.487	218.6	6:31.404	4		1:36.446	35.829	34.068	26.549	216.8	6:35.467
5		1:35.799	35.790	33.583	26.426	217.7	8:07.203	5		1:36.442	35.778	34.038	26.626	216.4	8:11.909
6		1:35.977	35.835	33.627	26.515	218.1	9:43.180	6		1:37.465	36.378	34.477	26.610	216.0	9:49.374
7		1:36.186	35.917	33.737	26.532	217.3	11:19.366	7		1:36.682	35.871	34.238	26.573		11:26.056
8		1:36.203	35.779	33.833	26.591	217.3	12:55.569	8		1:36.679	35.847	34.248	26.584	216.4	13:02.735
9		1:36.053	35.769	33.731	26.553	218.1	14:31.622	9		1:36.608	35.939	34.110	26.559	216.4	14:39.343
10		1:36.422	35.788	34.016	26.618	219.5	16:08.044	10		1:36.381	35.829	33.989	26.563	217.3	16:15.724
11		1:36.931	35.919	34.124	26.888	219.9	17:44.975	11		1:36.602	35.759	34.098	26.745	217.3	17:52.326
12		1:37.068	36.030	34.245	26.793		19:22.043	12		1:37.877	35.814	34.236	27.827		19:30.203
13		1:36.861	36.018	34.121	26.722	219.5	20:58.904	13		1:38.033	36.678	34.710	26.645	214.2	21:08.236
14		1:36.830	35.954	34.077	26.799	219.9	22:35.734	14		1:37.548	35.773	34.923	26.852	217.3	22:45.784
15		1:37.727	36.064	34.483	27.180	219.5	24:13.461	15		1:37.488	35.971	34.629	26.888	215.1	24:23.272
16		1:39.051	36.598	35.541	26.912	220.8	25:52.512	16		1:37.413	36.015	34.611	26.787	215.5	26:00.685
17		1:37.157	35.926	34.349	26.882	219.0	27:29.669	17		1:37.016	35.774	34.468	26.774	215.1	27:37.701
18		1:37.756	36.012	34.561	27.183	218.1	29:07.425	18		1:37.644	35.927	34.774	26.943	214.7	29:15.345





**Hungaroring**  
**Euroformula Open**  
**Race - 2**  
**Lap Analysis**



**63**

Benjamin Berta

Dallara F320 HWA **71**

Christian Mansell

Dallara F320 Spiess

Drivex

Cryptotower Racing Team

Lap	D	Time	Sector 1	Sector 2	Sector 3	T. Spd	Elapsed	Lap	D	Time	Sector 1	Sector 2	Sector 3	T. Spd	Elapsed
1		1:45.977	43.083	35.708	27.186	185.5	1:45.977	1		1:41.889	40.950	34.512	26.427	184.3	1:41.889
2		1:37.698	36.431	34.426	26.841	217.3	3:23.675	2		1:36.251	36.186	33.724	26.341	213.8	3:18.140
3		1:37.101	36.221	34.288	26.592	216.0	5:00.776	3		1:35.878	35.962	33.650	26.266	214.7	4:54.018
4		<b>1:36.724</b>	36.149	<b>34.052</b>	<b>26.523</b>	215.5	6:37.500	4		<b>1:35.657</b>	35.922	<b>33.520</b>	<b>26.215</b>	215.5	6:29.675
5		1:36.779	35.987	34.159	26.633	216.4	8:14.279	5		1:35.939	35.924	33.619	26.396	215.5	8:05.614
6		1:37.027	35.996	34.407	26.624	215.1	9:51.306	6		1:36.097	<b>35.846</b>	33.704	26.547	215.5	9:41.711
7		1:36.886	35.946	34.106	26.834		11:28.192	7		1:36.251	35.901	33.812	26.538	215.1	11:17.962
8		1:36.757	35.955	34.079	26.723	216.0	13:04.949	8		1:36.107	35.916	33.732	26.459	216.0	12:54.069
9		1:36.833	35.986	34.117	26.730	215.5	14:41.782	9		1:36.524	35.933	33.909	26.682	216.0	14:30.593
10		1:36.842	36.020	34.188	26.634	216.0	16:18.624	10		1:36.668	35.971	34.032	26.665	216.0	16:07.261
11		1:37.441	35.973	34.261	27.207	216.4	17:56.065	11		1:37.170	35.980	34.287	26.903	215.1	17:44.431
12		1:37.225	36.249	34.284	26.692		19:33.290	12		1:36.964	35.955	34.244	26.765	213.8	19:21.395
13		1:37.069	36.136	34.225	26.708	215.5	21:10.359	13		1:36.903	35.893	34.265	26.745	214.2	20:58.298
14		1:36.981	<b>35.935</b>	34.132	26.914	216.4	22:47.340	14		1:36.883	35.941	34.177	26.765	214.7	22:35.181
15		1:36.788	36.119	34.134	26.535	215.5	24:24.128	15		1:37.906	36.031	34.584	27.291	213.8	24:13.087
16		1:37.090	36.231	34.198	26.661	216.0	26:01.218	16		1:38.707	36.810	34.906	26.991	213.8	25:51.794
17		1:36.976	36.053	34.192	26.731	217.3	27:38.194	17		1:37.140	35.932	34.446	26.762	213.4	27:28.934
18		1:37.527	36.192	34.375	26.960	217.7	29:15.721	18		1:37.659	36.047	34.779	26.833	213.4	29:06.593

**69**

Vladislav Lomko

Dallara F320 Spiess **78**

Frederick Lubin

Dallara F320 Spiess

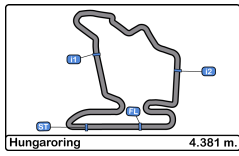
Rookie

Cryptotower Racing Team

Team Motopark

Lap	D	Time	Sector 1	Sector 2	Sector 3	T. Spd	Elapsed	Lap	D	Time	Sector 1	Sector 2	Sector 3	T. Spd	Elapsed
1		1:44.482	41.803	35.754	26.925	185.5	1:44.482	1		1:43.508	41.540	35.105	26.863	183.9	1:43.508
2		1:36.803	36.100	34.103	26.600	216.4	3:21.285	2		1:36.744	36.154	33.955	26.635	217.7	3:20.252
3		1:36.248	35.885	33.977	<b>26.386</b>	216.8	4:57.533	3		<b>1:36.024</b>	35.877	<b>33.658</b>	26.489	216.4	4:56.276
4		<b>1:35.954</b>	35.783	<b>33.772</b>	26.399	217.3	6:33.487	4		1:36.057	35.871	33.778	<b>26.408</b>	217.3	6:32.333
5		1:36.358	<b>35.710</b>	33.929	26.719	218.1	8:09.845	5		1:36.126	35.891	33.761	26.474	216.4	8:08.459
6		1:36.512	35.787	34.068	26.657	216.8	9:46.357	6		1:36.181	<b>35.842</b>	33.763	26.576	216.4	9:44.640
7		1:36.413	35.729	34.018	26.666		11:22.770	7		1:36.658	35.981	33.886	26.791	217.3	11:21.298
8		1:36.473	35.881	33.945	26.647	217.3	12:59.243	8		1:37.394	36.526	34.288	26.580	215.1	12:58.692
9		1:36.724	35.756	34.112	26.856	219.0	14:35.967	9		1:38.233	35.845	34.656	27.732	216.4	14:36.925
10		1:36.208	35.804	33.910	26.494	216.4	16:12.175	10		1:36.345	35.932	33.969	26.444	217.3	16:13.270
11		1:36.533	35.753	33.974	26.806	216.0	17:48.708	11		1:36.888	35.895	34.140	26.853	217.7	17:50.158
12		1:36.469	35.825	34.035	26.609	214.2	19:25.177	12		1:37.002	35.958	34.144	26.900		19:27.160
13		1:36.789	35.785	34.279	26.725	216.8	21:01.966	13		1:36.877	35.976	34.127	26.774	215.5	21:04.037
14		1:36.747	35.826	34.204	26.717	216.4	22:38.713	14		1:37.252	35.996	34.352	26.904	216.4	22:41.289
15		1:36.869	35.853	34.342	26.674	216.0	24:15.582	15		1:37.540	36.204	34.442	26.894	215.1	24:18.829
16		1:37.888	36.264	34.675	26.949	216.0	25:53.470	16		1:37.093	36.130	34.273	26.690	213.8	25:55.922
17		1:37.398	35.862	34.620	26.916	218.6	27:30.868	17		1:36.945	36.063	34.053	26.829	215.1	27:32.867
18		1:37.423	35.909	34.556	26.958	217.7	29:08.291	18		1:37.161	35.983	34.289	26.889	214.7	29:10.028





**Hungaroring**  
**Euroformula Open**  
**Race - 2**  
**Lap Analysis**



**84**

Francesco Simonazzi

Dallara F320 Spiess

Rookie

BVM Racing

Lap	D	Time	Sector 1	Sector 2	Sector 3	T. Spd	Elapsed
1		1:45.563	42.521	35.898	27.144	185.2	1:45.563
2		1:36.957	36.001	34.174	26.782	218.1	3:22.520
3		1:36.914	35.855	34.342	26.717	219.0	4:59.434
4		<b>1:36.391</b>	<b>35.730</b>	34.142	26.519	220.4	6:35.825
5		1:36.398	35.818	33.976	26.604	220.8	8:12.223
6		1:37.526	36.385	34.475	26.666	221.3	9:49.749
7		1:36.739	35.833	34.271	26.635		11:26.488
8		1:36.623	35.795	34.215	26.613	219.9	13:03.111
9		1:36.729	36.377	<b>33.801</b>	26.551	220.8	14:39.840
10		1:36.505	35.858	34.206	<b>26.441</b>	219.9	16:16.345
11		1:36.450	35.828	33.973	26.649	219.9	17:52.795
12		1:36.854	35.873	34.070	26.911		19:29.649
13		1:36.694	35.914	34.202	26.578	216.4	21:06.343
14		1:36.421	35.741	33.983	26.697	217.7	22:42.764
15		1:36.730	35.942	34.264	26.524	216.8	24:19.494
16		1:36.890	36.016	34.225	26.649	219.5	25:56.384
17		1:37.064	36.042	34.114	26.908	219.5	27:33.448
18		1:36.999	35.831	34.231	26.937	218.1	29:10.447

**96**

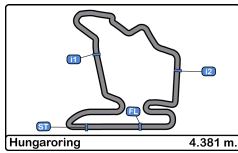
Oliver Goethe

Dallara F320 Spiess

Team Motopark

Lap	D	Time	Sector 1	Sector 2	Sector 3	T. Spd	Elapsed
1		1:44.013	41.693	35.349	26.971	189.4	1:44.013
2		1:36.688	36.017	33.941	26.730	218.1	3:20.701
3		1:35.990	35.851	33.731	<b>26.408</b>	218.6	4:56.691
4		1:36.150	35.863	33.776	26.511	220.4	6:32.841
5		1:36.234	35.734	33.835	26.665	219.5	8:09.075
6		1:36.042	35.781	33.699	26.562	218.1	9:45.117
7		1:36.530	35.918	33.968	26.644	219.0	11:21.647
8		1:35.907	35.990	<b>33.500</b>	26.417	220.8	12:57.554
9		<b>1:35.748</b>	<b>35.635</b>	33.589	26.524	217.3	14:33.302
10		1:36.022	35.641	33.957	26.424	216.8	16:09.324
11		1:36.248	35.791	33.695	26.762	217.3	17:45.572
12		1:36.957	35.869	34.191	26.897		19:22.529
13		1:37.075	36.028	34.204	26.843	219.5	20:59.604
14		1:36.758	35.817	34.103	26.838	218.6	22:36.362
15		1:37.488	35.978	34.313	27.197	218.1	24:13.850
16		1:39.179	36.396	35.604	27.179	219.5	25:53.029
17		1:37.235	35.917	34.394	26.924	218.6	27:30.264
18		1:37.579	35.908	34.522	27.149	217.7	29:07.843





**Hungaroring**  
**Euroformula Open**  
**Race - 2**  
**Analysis by Lap**



Num	Lap Time	Gap
<b>Lap 1</b>		
21	1:41.069	
71	1:41.889	00.820
12	1:43.146	02.077
78	1:43.508	02.439
96	1:44.013	02.944
69	1:44.482	03.413
24	1:45.035	03.966
84	1:45.563	04.494
63	1:45.977	04.908
7	1:47.315	06.246
<b>Num Lap Time Gap</b>		
<b>Lap 2</b>		
21	1:36.336	
71	1:36.251	00.735
12	1:36.333	02.074
78	1:36.744	02.847
96	1:36.688	03.296
69	1:36.803	03.880
24	1:37.054	04.684
84	1:36.957	05.115
63	1:37.698	06.270
7	1:41.066	10.976
<b>Num Lap Time Gap</b>		
<b>Lap 3</b>		
21	1:35.761	
71	1:35.878	00.852
12	1:35.960	02.273
78	1:36.024	03.110
96	1:35.990	03.525
69	1:36.248	04.367
24	1:36.932	05.855
84	1:36.914	06.268
63	1:37.101	07.610
7	1:39.339	14.554
<b>Num Lap Time Gap</b>		
<b>Lap 4</b>		
21	1:35.728	
71	1:35.657	00.781
12	1:35.965	02.510
78	1:36.057	03.439
96	1:36.150	03.947
69	1:35.954	04.593
24	1:36.446	06.573
84	1:36.391	06.931
63	1:36.724	08.606
7	1:39.337	18.163
<b>Num Lap Time Gap</b>		
<b>Lap 5</b>		
21	1:36.032	
71	1:35.939	00.688
12	1:35.799	02.277
78	1:36.126	03.533
96	1:36.234	04.149
69	1:36.358	04.919
24	1:36.442	06.983

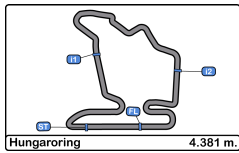
Num	Lap Time	Gap
<b>Lap 6</b>		
84	1:36.398	07.297
63	1:36.779	09.353
7	1:40.083	22.214
<b>Num Lap Time Gap</b>		
<b>Lap 7</b>		
21	1:36.107	
71	1:36.097	00.678
12	1:35.977	02.147
78	1:36.181	03.607
96	1:36.042	04.084
69	1:36.512	05.324
24	1:37.465	08.341
84	1:37.526	08.716
63	1:37.027	10.273
7	1:39.583	25.690
<b>Num Lap Time Gap</b>		
<b>Lap 8</b>		
21	1:35.898	
71	1:36.107	00.923
12	1:36.203	02.423
96	1:35.907	04.408
78	1:37.394	05.546
69	1:36.473	06.097
24	1:36.679	09.589
84	1:36.623	09.965
63	1:36.757	11.803
7	1:39.034	32.016
<b>Num Lap Time Gap</b>		
<b>Lap 9</b>		
21	1:36.013	
71	1:36.524	01.434
12	1:36.053	02.463
96	1:35.748	04.143
69	1:36.724	06.808
78	1:38.233	07.766
24	1:36.608	10.184
84	1:36.729	10.681
63	1:36.833	12.623
7	1:39.780	35.783
<b>Num Lap Time Gap</b>		
<b>Lap 10</b>		
21	1:36.075	
71	1:36.668	02.027

Num	Lap Time	Gap
<b>Lap 11</b>		
12	1:36.422	02.810
96	1:36.022	04.090
69	1:36.208	06.941
78	1:36.345	08.036
24	1:36.381	10.490
84	1:36.505	11.111
63	1:36.842	13.390
7	1:39.477	39.185
<b>Num Lap Time Gap</b>		
<b>Lap 12</b>		
21	1:36.493	
71	1:37.170	02.704
12	1:36.931	03.248
96	1:36.248	03.845
69	1:36.533	06.981
78	1:36.888	08.431
24	1:36.602	10.599
84	1:36.450	11.068
63	1:37.441	14.338
7	1:39.932	42.624
<b>Num Lap Time Gap</b>		
<b>Lap 13</b>		
21	1:36.592	
71	1:36.964	03.076
12	1:37.068	03.724
96	1:36.957	04.210
69	1:36.469	06.858
78	1:37.002	08.841
84	1:36.854	11.330
24	1:37.877	11.884
63	1:37.225	14.971
7	1:39.923	45.955
<b>Num Lap Time Gap</b>		
<b>Lap 14</b>		
21	1:36.581	
71	1:36.903	03.398
12	1:36.861	04.004
96	1:37.075	04.704
69	1:36.789	07.066
78	1:36.877	09.137
84	1:36.694	11.443
24	1:38.033	13.336
63	1:37.069	15.459
7	1:40.602	49.976
<b>Num Lap Time Gap</b>		
<b>Lap 15</b>		
21	1:36.716	
71	1:36.883	03.565
12	1:36.830	04.118
96	1:36.758	04.746
69	1:36.747	07.097
78	1:37.252	09.673
84	1:36.421	11.148
24	1:37.548	14.168
63	1:36.981	15.724
7	2:06.888	1:20.148

Num	Lap Time	Gap
<b>Lap 15</b>		
21	1:36.674	
71	1:37.906	04.797
12	1:37.727	05.171
96	1:37.488	05.560
69	1:36.869	07.292
78	1:37.540	10.539
84	1:36.730	11.204
24	1:37.488	14.982
63	1:36.788	15.838
7	1:40.469	1:23.943
<b>Num Lap Time Gap</b>		
<b>Lap 16</b>		
21	1:37.117	
71	1:38.707	06.387
12	1:39.051	07.105
96	1:39.179	07.622
69	1:37.888	08.063
78	1:37.093	10.515
84	1:36.890	10.977
24	1:37.413	15.278
63	1:37.090	15.811
7	1:40.309	1:27.135
<b>Num Lap Time Gap</b>		
<b>Lap 17</b>		
21	1:36.756	
71	1:37.140	06.771
12	1:37.157	07.506
96	1:37.235	08.101
69	1:37.398	08.705
78	1:36.945	10.704
84	1:37.064	11.285
24	1:37.016	15.538
63	1:36.976	16.031
7	1:40.078	1:30.457
<b>Num Lap Time Gap</b>		
<b>Lap 18</b>		
21	1:37.344	
71	1:37.659	07.086
12	1:37.756	07.918
96	1:37.579	08.336
69	1:37.423	08.784
78	1:37.161	10.521
84	1:36.999	10.940
24	1:37.644	15.838
63	1:37.527	16.214
7	1:41.654	1:34.767





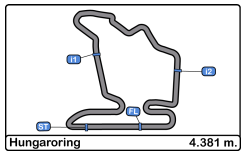


**Hungaroring**  
**Euroformula Open**  
**Race - 2**  
**Best Sectors Results**





Sector - 1			Sector - 2			Sector - 3			Ideal Lap vs Best Lap						
Clas	Nº	Driver	Time	Nº	Driver	Time	Nº	Driver	Time	Clas	Nº	Driver	Ideal Lap	Best Lap	Clas
1	96	Oliver Goethe	35.635	21	Josh Mason	33.479	21	Josh Mason	26.195	1	21	Josh Mason	1:35.490	1:35.728	2
2	69	Vladislav Lomko	35.710	96	Oliver Goethe	33.500	71	Christian Mansell	26.215	2	96	Oliver Goethe	1:35.543	1:35.748	3
3	84	Francesco Simonazzi	35.730	71	Christian Mansell	33.520	69	Vladislav Lomko	26.386	3	71	Christian Mansell	1:35.581	1:35.657	1
4	24	Alex García	35.759	12	Ayrton Simmons	33.583	96	Oliver Goethe	26.408	4	12	Ayrton Simmons	1:35.778	1:35.799	4
5	12	Ayrton Simmons	35.769	78	Frederick Lubin	33.658	78	Frederick Lubin	26.408	5	69	Vladislav Lomko	1:35.868	1:35.954	5
6	21	Josh Mason	35.816	69	Vladislav Lomko	33.772	12	Ayrton Simmons	26.426	6	78	Frederick Lubin	1:35.908	1:36.024	6
7	78	Frederick Lubin	35.842	84	Francesco Simonazzi	33.801	84	Francesco Simonazzi	26.441	7	84	Francesco Simonazzi	1:35.972	1:36.391	8
8	71	Christian Mansell	35.846	24	Alex García	33.989	63	Benjamin Berta	26.523	8	24	Alex García	1:36.297	1:36.381	7
9	63	Benjamin Berta	35.935	63	Benjamin Berta	34.052	24	Alex García	26.549	9	63	Benjamin Berta	1:36.510	1:36.724	9
10	7	Vladimir Netušil	36.516	7	Vladimir Netušil	34.984	7	Vladimir Netušil	27.313	10	7	Vladimir Netušil	1:38.813	1:39.034	10



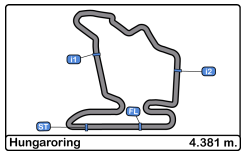


**Hungaroring**  
**Euroformula Open**  
**Race - 2**  
**Leader Sequence**



N°	Driver	Nat	Cat	Clas	Team	Nat	Vehicle	Start Lap	End Lap	Laps	Total Laps
21	Josh Mason	 GB			Cryptotower Racing Team	 JP	Dallara F320 Spiess	1	18	18	18



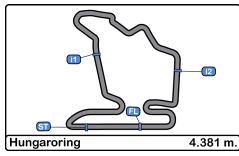


**Hungaroring**  
**Euroformula Open**  
**Race - 2**  
**Best 5 Lap Times**



Cls	N°	Driver	Nat	Cat	Cls	Team	Nat	Vehicle	Best 1		Best 2		Best 3		Best 4		Best 5	
									Time	Lap	Time	Lap	Time	Lap	Time	Lap	Time	Lap
1	71	Christian Mansell	AUS			Cryptotower Racing Team	ITA	Dallara F320 Spiess	1:35.657	4	1:35.878	3	1:35.939	5	1:36.097	6	1:36.107	8
2	21	Josh Mason	GBR			Cryptotower Racing Team	ITA	Dallara F320 Spiess	1:35.728	4	1:35.761	3	1:35.898	8	1:36.013	9	1:36.032	5
3	96	Oliver Goethe	DNK			Team Motopark	GER	Dallara F320 Spiess	1:35.748	9	1:35.907	8	1:35.990	3	1:36.022	10	1:36.042	6
4	12	Ayrton Simmons	GBR			Drivex	ESP	Dallara F320 HWA	1:35.799	5	1:35.960	3	1:35.965	4	1:35.977	6	1:36.053	9
5	69	Vladislav Lomko	RUS	R	1	Cryptotower Racing Team	ITA	Dallara F320 Spiess	1:35.954	4	1:36.208	10	1:36.248	3	1:36.358	5	1:36.413	7
6	78	Frederick Lubin	GBR			Team Motopark	GER	Dallara F320 Spiess	1:36.024	3	1:36.057	4	1:36.126	5	1:36.181	6	1:36.345	10
7	24	Alex García	MEX	R	2	Team Motopark	GER	Dallara F320 Spiess	1:36.381	10	1:36.442	5	1:36.446	4	1:36.602	11	1:36.608	9
8	84	Francesco	ITA	R	3	BVM Racing	ITA	Dallara F320 Spiess	1:36.391	4	1:36.398	5	1:36.421	14	1:36.450	11	1:36.505	10
9	63	Benjamin Berta	HUN			Drivex	ESP	Dallara F320 HWA	1:36.724	4	1:36.757	8	1:36.779	5	1:36.788	15	1:36.833	9
10	7	Vladimir Netušil	CZE			Effective Racing	CZE	Dallara F320 HWA	1:39.034	8	1:39.337	4	1:39.339	3	1:39.405	7	1:39.477	10



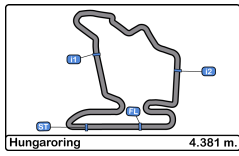


**Hungaroring**  
**Euroformula Open**  
**Race - 2**  
**Best 5 Top Speeds**



Clas	N°	Driver	Nat	Cat	Cls	Team	Nat	Vehicle	Top 1		Top 2		Top 3		Top 4		Top 5		Avg
									Km/h	Lap	Km/h	Lap	Km/h	Lap	Km/h	Lap	Km/h	Lap	
1	84	Francesco Simonazzi	ITA	R	1	BVM Racing	ITA	Dallara F320 Spiess	221.3	6	220.8	5	220.8	9	220.4	4	219.9	8	220.6
2	12	Ayrton Simmons	GBR			Drivex	ESP	Dallara F320 HWA	220.8	16	219.9	11	219.9	14	219.5	10	219.5	13	219.9
3	96	Oliver Goethe	DNK			Team Motopark	DEU	Dallara F320 Spiess	220.8	8	220.4	4	219.5	5	219.5	13	219.5	16	219.9
4	69	Vladislav Lomko	FRA	R	2	Cryptotower Racing Team	JPN	Dallara F320 Spiess	219.0	9	218.6	17	218.1	5	217.7	18	217.3	4	218.1
5	63	Benjamin Berta	HUN			Drivex	ESP	Dallara F320 HWA	217.7	18	217.3	2	217.3	17	216.4	5	216.4	11	217.0
6	78	Frederick Lubin	GBR			Team Motopark	DEU	Dallara F320 Spiess	217.7	2	217.7	11	217.3	4	217.3	7	217.3	10	217.4
7	24	Alex García	MEX	R	3	Team Motopark	DEU	Dallara F320 Spiess	217.3	10	217.3	11	217.3	14	216.8	4	216.4	2	217.0
8	71	Christian Mansell	AUS			Cryptotower Racing Team	JPN	Dallara F320 Spiess	216.0	8	216.0	9	216.0	10	215.5	4	215.5	5	215.8
9	7	Vladimir Netušil	CZE			Effective Racing	CZE	Dallara F320 HWA	215.1	5	215.1	14	214.7	8	214.2	2	213.8	3	214.6
10	21	Josh Mason	GBR			Cryptotower Racing Team	JPN	Dallara F320 Spiess	215.1	9	215.1	11	214.7	10	214.7	13	214.7	18	214.8



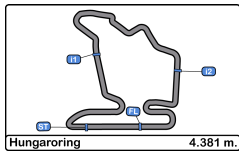


**Hungaroring**  
**Euroformula Open**  
**Race - 2**  
**Fastest Laps Sequence**



Lap	Time of Day	Session Time	N°	Driver	Nat	Cat	Team	Nat	Vehicle	Time	Km/h
2	11:21:13.245	3:17.245	21	Josh Mason		GER	Cryptotower Racing Team		Dallara F320 Spiess	1:36.336	163.7
2	11:21:13.980	3:17.980	71	Christian Mansell		AUS	Cryptotower Racing Team		Dallara F320 Spiess	1:36.251	163.8
3	11:22:49.006	4:53.006	21	Josh Mason		GER	Cryptotower Racing Team		Dallara F320 Spiess	1:35.761	164.6
4	11:24:24.734	6:28.734	21	Josh Mason		GER	Cryptotower Racing Team		Dallara F320 Spiess	1:35.728	164.7
4	11:24:25.515	6:29.515	71	Christian Mansell		AUS	Cryptotower Racing Team		Dallara F320 Spiess	1:35.657	164.8



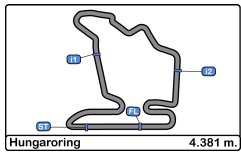


**Hungaroring**  
**Euroformula Open**  
**Race - 2**  
**Event Best Maximum Speed**



Nº	Driver	Nat	Cat	Clas	Team	Nat	Vehicle	Km/h	Session
84	Francesco Simonazzi		ITA	R 1	BVM Racing		Dallara F320 Spiess	223.1	Private test - 2
96	Oliver Goethe		DNK		Team Motopark		Dallara F320 Spiess	220.8	Race - 2
12	Ayrton Simmons		GBR		Drivex		Dallara F320 HWA	220.8	Race - 2
63	Benjamin Berta		HUN		Drivex		Dallara F320 HWA	220.4	Private test - 1
69	Vladislav Lomko		FRA	R 2	Cryptotower Racing Team		Dallara F320 Spiess	219.9	Private test - 1
24	Alex García		MEX	R 3	Team Motopark		Dallara F320 Spiess	219.9	Private test - 3
71	Christian Mansell		AUS		Cryptotower Racing Team		Dallara F320 Spiess	219.5	Private test - 3
21	Josh Mason		GBR		Cryptotower Racing Team		Dallara F320 Spiess	219.0	Private test - 3
78	Frederick Lubin		GBR		Team Motopark		Dallara F320 Spiess	218.6	Qualifying
7	Vladimir Netušil		CZE		Effective Racing		Dallara F320 HWA	218.1	Qualifying





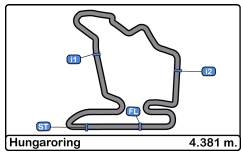
**Hungaroring**  
**Euroformula Open**  
**Race - 2**  
**Lap Chart**



**LAP**

Nr	Pos	Grid	1	2	3	4	5	6	7	8	9	10	11	12	13	14	15	16	17	18
12	1	12	21	21	21	21	21	21	21	21	21	21	21	21	21	21	21	21	21	21
21	2	21	71	71	71	71	71	71	71	71	71	71	71	71	71	71	71	71	71	71
71	3	71	12	12	12	12	12	12	12	12	12	12	12	12	12	12	12	12	12	12
78	4	78	78	78	78	78	78	78	78	96	96	96	96	96	96	96	96	96	96	96
69	5	69	96	96	96	96	96	96	96	78	69	69	69	69	69	69	69	69	69	69
96	6	96	69	69	69	69	69	69	69	69	78	78	78	78	78	78	78	78	78	78
63	7	63	24	24	24	24	24	24	24	24	24	24	24	84	84	84	84	84	84	84
84	8	84	84	84	84	84	84	84	84	84	84	84	84	24	24	24	24	24	24	24
24	9	24	63	63	63	63	63	63	63	63	63	63	63	63	63	63	63	63	63	63
7	10	7	7	7	7	7	7	7	7	7	7	7	7	7	7	7	7	7	7	7

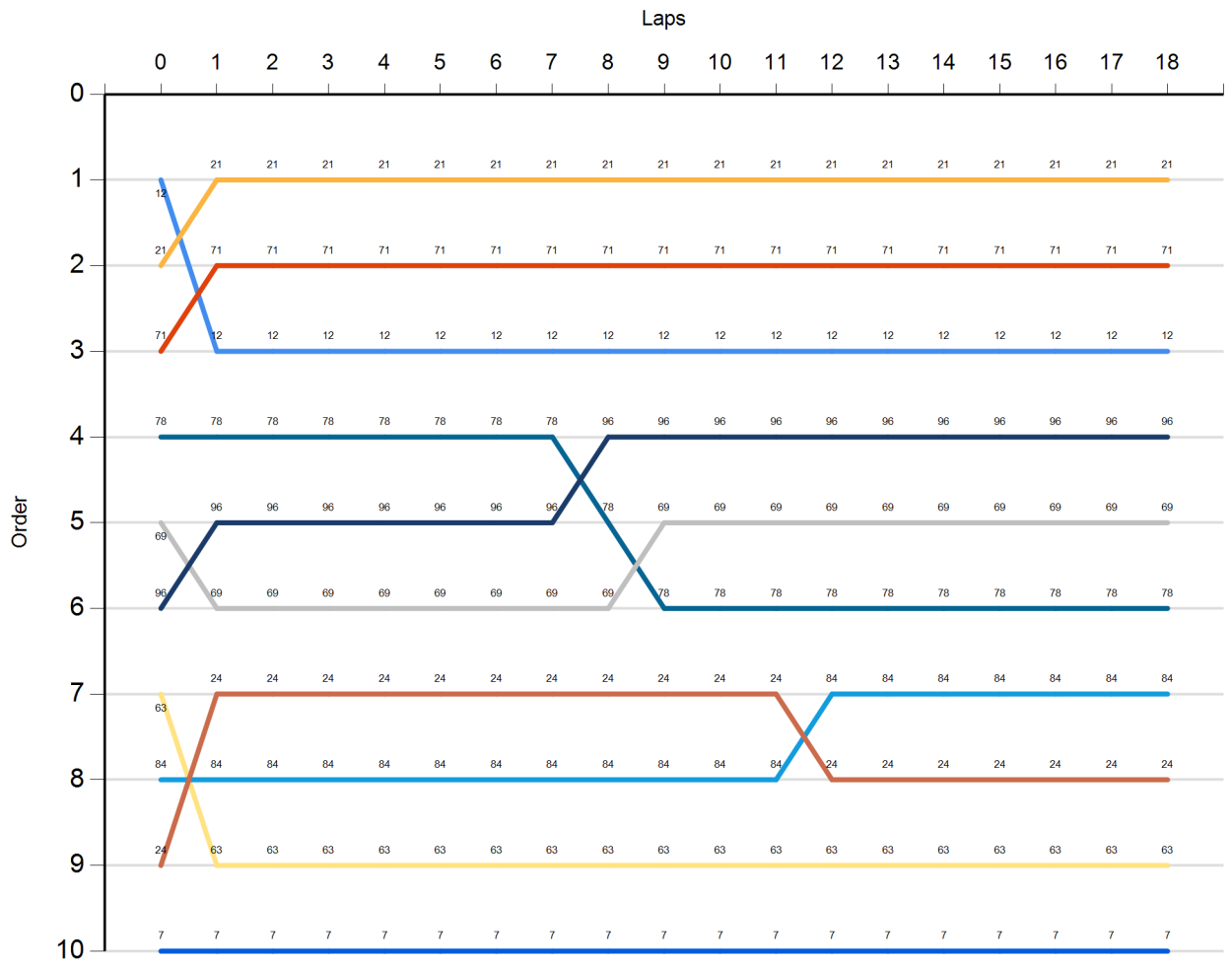




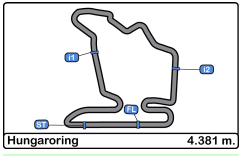
**Hungaroring**  
**Euroformula Open**  
**Race - 2**  
**Graphic Lap Chart**



- 12
- 21
- 71
- 78
- 69
- 96
- 63
- 84
- 24
- 7





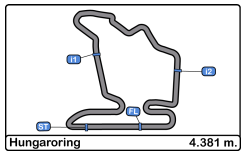


**Hungaroring**  
**Euroformula Open**  
**Race - 2**  
**Pit Stop Analysis**



Nr.	In Day Time	Driver	Nat	Cat	Team	Nat	Vehicle	In Time	Stop N°	Pit Time	Handicap	Dif.
-----	-------------	--------	-----	-----	------	-----	---------	---------	---------	----------	----------	------

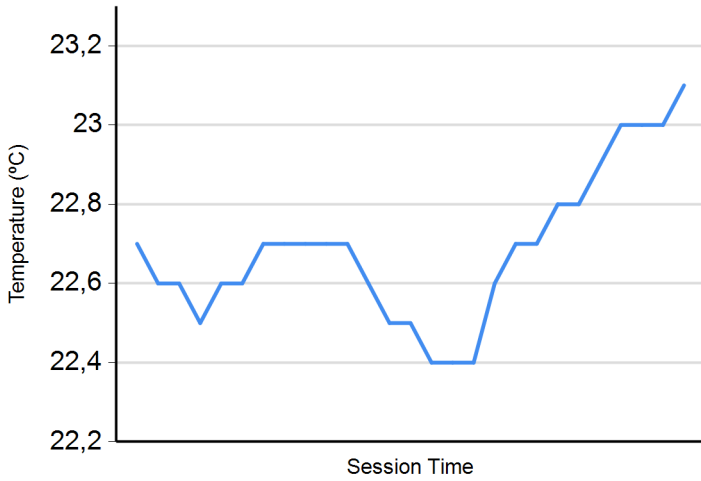




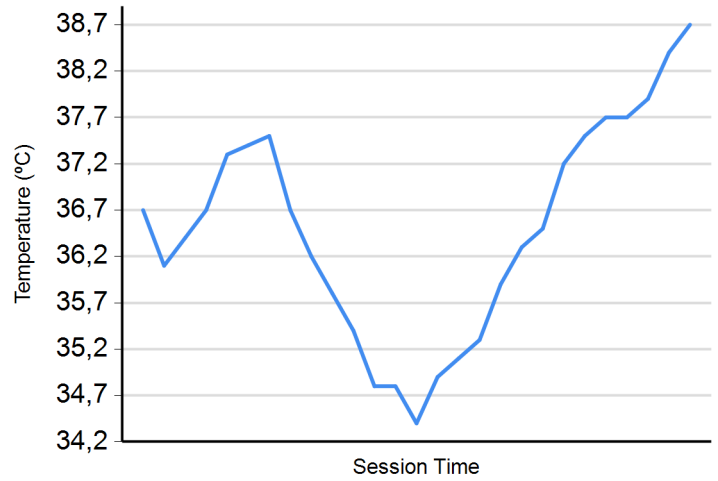
**Hungaroring**  
**Euroformula Open**  
**Race - 2**  
**Weather Report**



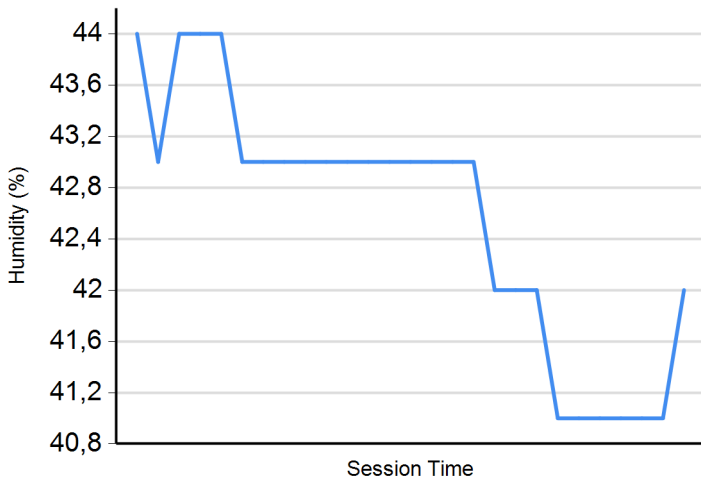
**Air Temperature**



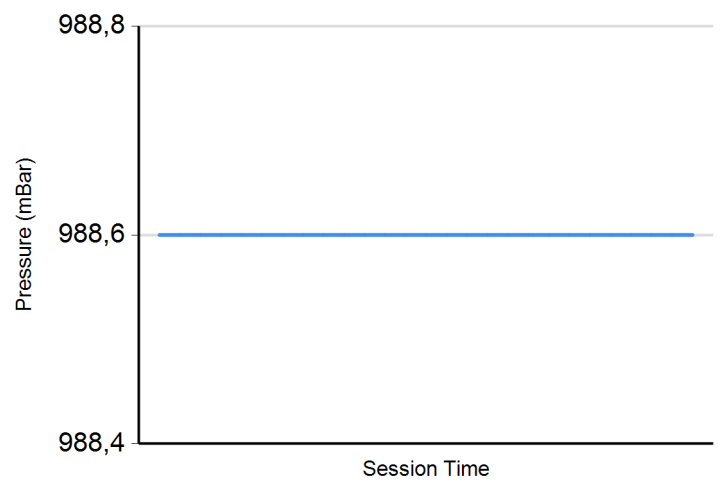
**Track Temperature**



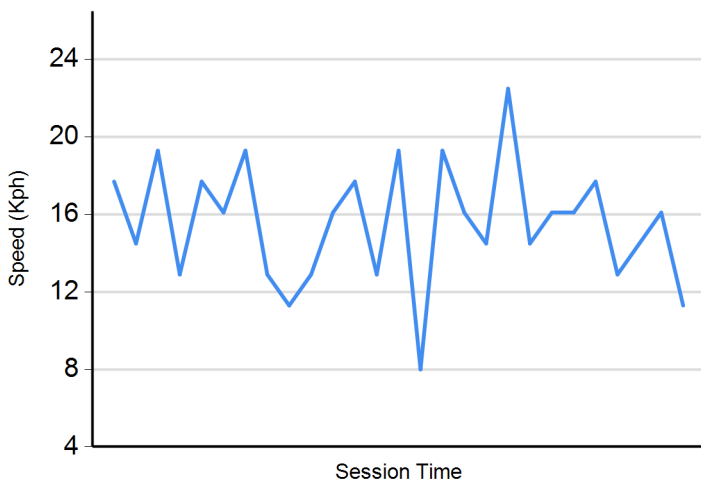
**Humidity**



**Pressure**



**Wind Speed**



**Wind direction**

North = 0°/360° Est = 90° South = 180° West = 270°

