



Hungaroring
Euroformula Open
Race - 3
Provisional Results



Clas	Nº	Driver	Nat	Cat	Clas	Team	Nat	Vehicle	Laps	Total Time	Gap	Interval	Km/h	Best	Time	Km/h
1	71	Christian Mansell	AUS			Cryptotower Racing Team	JPN	Dallara F320 Spiess	19	31:47.490			157.0	10	1:35.951	164.3
2	84	Francesco Simonazzi	ITA	R	1	BVM Racing	ITA	Dallara F320 Spiess	19	31:47.949	0.459	0.459	157.0	10	1:36.093	164.1
3	96	Oliver Goethe	DNK			Team Motopark	DEU	Dallara F320 Spiess	19	31:48.157	0.667	0.208	157.0	8	1:35.913	164.4
4	78	Frederick Lubin	GBR			Team Motopark	DEU	Dallara F320 Spiess	19	31:49.379	1.889	1.222	156.9	10	1:36.050	164.2
5	69	Vladislav Lomko	FRA	R	2	Cryptotower Racing Team	JPN	Dallara F320 Spiess	19	31:50.885	3.395	1.506	156.8	10	1:36.031	164.2
6	63	Benjamin Berta	HUN			Drivex	ESP	Dallara F320 HWA	19	31:53.213	5.723	2.328	156.6	10	1:36.398	163.6
7	21	Josh Mason	GBR			Cryptotower Racing Team	JPN	Dallara F320 Spiess	19	31:55.595	8.105	2.382	156.4	6	1:36.111	164.0
8	24	Alex García	MEX	R	3	Team Motopark	DEU	Dallara F320 Spiess	19	31:55.952	8.462	0.357	156.4	11	1:35.766	164.6
9	7	Vladimir Netušil	CZE			Effective Racing	CZE	Dallara F320 HWA	19	33:06.537	1:19.047	1:10.585	150.8	10	1:39.209	158.9
10	12	Ayrton Simmons	GBR			Drivex	ESP	Dallara F320 HWA	18	32:16.204	1 Lap	1 Lap	146.6	9	1:35.596	164.9

Fastest lap Ayrton Simmons in 1:35.596 at 164.9 Km/h in lap 9

Published at:.....

Track Temp: 37.0 °C Air Temp: 23.4 °C Humidity: 38 % Track Status: DRY

Stewards:

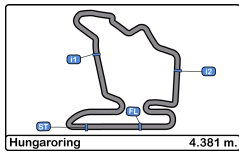
Race Director:

Neus Santamaría
 Sanromà
 DPB/I-0036-ESP

Timekeeper:

Luis Angel Garcia Nunez
 JOB/I-0030-ESP





Hungaroring
Euroformula Open
Race - 3



Provisional Results by Category

Clas	Nº	Driver	Nat	Cat	Clas	Team	Nat	Vehicle	Laps	Total Time	Gap	Interval	Km/h	Best	Time	Km/h
1	71	Christian Mansell	AUS			Cryptotower Racing Team	JPN	Dallara F320 Spiess	19	31:47.490			157.0	10	1:35.951	164.3
2	96	Oliver Goethe	DNK			Team Motopark	DEU	Dallara F320 Spiess	19	31:48.157	0.667	0.667	157.0	8	1:35.913	164.4
3	78	Frederick Lubin	GBR			Team Motopark	DEU	Dallara F320 Spiess	19	31:49.379	1.889	1.222	156.9	10	1:36.050	164.2
4	63	Benjamin Berta	HUN			Drivex	ESP	Dallara F320 HWA	19	31:53.213	5.723	3.834	156.6	10	1:36.398	163.6
5	21	Josh Mason	GBR			Cryptotower Racing Team	JPN	Dallara F320 Spiess	19	31:55.595	8.105	2.382	156.4	6	1:36.111	164.0
6	7	Vladimir Netušil	CZE			Effective Racing	CZE	Dallara F320 HWA	19	33:06.537	1:19.047	1:10.942	150.8	10	1:39.209	158.9
7	12	Ayrton Simmons	GBR			Drivex	ESP	Dallara F320 HWA	18	32:16.204	1 Lap	1 Lap	146.6	9	1:35.596	164.9
Rookie																
1	84	Francesco Simonazzi	ITA	R	1	BVM Racing	ITA	Dallara F320 Spiess	19	31:47.949			157.0	10	1:36.093	164.1
2	69	Vladislav Lomko	FRA	R	2	Cryptotower Racing Team	JPN	Dallara F320 Spiess	19	31:50.885	2.936	2.936	156.8	10	1:36.031	164.2
3	24	Alex García	MEX	R	3	Team Motopark	DEU	Dallara F320 Spiess	19	31:55.952	8.003	5.067	156.4	11	1:35.766	164.6

Fastest lap Ayrton Simmons in 1:35.596 at 164.9 Km/h in lap 9

Published at:.....

Track Temp: 37.0 °C Air Temp: 23.4 °C Humidity: 38 % Track Status: DRY

Stewards:

Race Director:

Neus Santamaría
 Sanromà
 DPB/I-0036-ESP

Timekeeper:

 Luis Angel Garcia Nunez
 JOB/I-0030-ESP





Hungaroring
Euroformula Open
Race - 3



Provisional Classification by Driver Fastest Lap

Clas	Nº	Driver	Nat	Cat	Clas	Team	Nat	Vehicle	Laps	Best	Time	Gap	Interval	Km/h	
1	12	Ayrton Simmons		GBR		Drivex		Dallara F320 HWA	18	9	1:35.596			164.9	
2	24	Alex García		MEX	R	1	Team Motopark		Dallara F320 Spiess	19	11	1:35.766	0.170	0.170	164.6
3	96	Oliver Goethe		DNK		Team Motopark		Dallara F320 Spiess	19	8	1:35.913	0.317	0.147	164.4	
4	71	Christian Mansell		AUS		Cryptotower Racing Team		Dallara F320 Spiess	19	10	1:35.951	0.355	0.038	164.3	
5	69	Vladislav Lomko		FRA	R	2	Cryptotower Racing Team		Dallara F320 Spiess	19	10	1:36.031	0.435	0.080	164.2
6	78	Frederick Lubin		GBR		Team Motopark		Dallara F320 Spiess	19	10	1:36.050	0.454	0.019	164.2	
7	84	Francesco Simonazzi		ITA	R	3	BVM Racing		Dallara F320 Spiess	19	10	1:36.093	0.497	0.043	164.1
8	21	Josh Mason		GBR		Cryptotower Racing Team		Dallara F320 Spiess	19	6	1:36.111	0.515	0.018	164.0	
9	63	Benjamin Berta		HUN		Drivex		Dallara F320 HWA	19	10	1:36.398	0.802	0.287	163.6	
10	7	Vladimir Netušil		CZE		Effective Racing		Dallara F320 HWA	19	10	1:39.209	3.613	2.811	158.9	





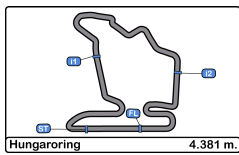
Hungaroring
Euroformula Open
Race - 3



Distance and Speed Average

Clas	Nº	Driver	Nat	Cat	Clas	Team	Nat	Vehicle	Laps	Distance	Total Time	Km/h
1	71	Christian Mansell	AUS			Cryptotower Racing Team	JPN	Dallara F320 Spiess	19	83.23	31:47.490	157.0
2	84	Francesco Simonazzi	ITA	R	1	BVM Racing	ITA	Dallara F320 Spiess	19	83.23	31:47.949	157.0
3	96	Oliver Goethe	DNK			Team Motopark	DEU	Dallara F320 Spiess	19	83.23	31:48.157	157.0
4	78	Frederick Lubin	GBR			Team Motopark	DEU	Dallara F320 Spiess	19	83.23	31:49.379	156.9
5	69	Vladislav Lomko	FRA	R	2	Cryptotower Racing Team	JPN	Dallara F320 Spiess	19	83.23	31:50.885	156.8
6	63	Benjamin Berta	HUN			Drivex	ESP	Dallara F320 HWA	19	83.23	31:53.213	156.6
7	21	Josh Mason	GBR			Cryptotower Racing Team	JPN	Dallara F320 Spiess	19	83.23	31:55.595	156.4
8	24	Alex García	MEX	R	3	Team Motopark	DEU	Dallara F320 Spiess	19	83.23	31:55.952	156.4
9	7	Vladimir Netušil	CZE			Effective Racing	CZE	Dallara F320 HWA	19	83.23	33:06.537	150.8
10	12	Ayrton Simmons	GBR			Drivex	ESP	Dallara F320 HWA	18	78.85	32:16.204	146.6





Hungaroring
Euroformula Open
Race - 3
Lap Analysis



7 Vladimir Netušil Dallara F320 HWA **21** Josh Mason Dallara F320 Spiess

Effective Racing

Cryptotower Racing Team

Lap D	Time	Sector 1	Sector 2	Sector 3	T. Spd	Elapsed	Lap D	Time	Sector 1	Sector 2	Sector 3	T. Spd	Elapsed
1	2:03.611	44.578	39.742	39.291	183.0	2:03.611	1	2:04.898	48.293	36.350	40.255	176.7	2:04.898
2	2:24.112	45.413	1:00.537	38.162	185.8	4:27.723	2	2:22.886	44.843	1:00.020	38.023	180.3	4:27.784
3	1:44.914	39.006	37.527	28.381	206.5	6:12.637	3	1:37.798	36.893	34.158	26.747	207.6	6:05.582
4	1:41.820	37.657	36.327	27.836	208.8	7:54.457	4	1:36.404	36.003	33.932	26.469	212.1	7:41.986
5	1:40.236	37.031	35.604	27.601	212.1	9:34.693	5	1:36.451	36.073	33.810	26.568	214.2	9:18.437
6	1:39.942	37.047	35.417	27.478	213.4	11:14.635	6	1:36.111	35.721	33.872	26.518	216.4	10:54.548
7	1:39.706	36.854	35.465	27.387	215.5	12:54.341	7	1:36.696	35.918	34.071	26.707	217.7	12:31.244
8	1:40.183	37.057	35.667	27.459	213.8	14:34.524	8	1:36.316	35.840	33.849	26.627	217.7	14:07.560
9	1:40.024	37.271	35.346	27.407	214.7	16:14.548	9	1:36.893	35.901	34.295	26.697	218.6	15:44.453
10	1:39.209	36.879	35.145	27.185	213.8	17:53.757	10	1:36.426	35.807	34.035	26.584	218.1	17:20.879
11	1:39.495	36.837	35.161	27.497	214.2	19:33.252	11	1:36.402	35.851	33.947	26.604	218.1	18:57.281
12	1:50.204	36.679	35.095	38.430	214.2	21:23.456	12	1:36.633	35.904	33.997	26.732	219.5	20:33.914
13	1:41.261	37.910	35.781	27.570	206.8	23:04.717	13	1:36.848	35.847	34.315	26.686	216.8	22:10.762
14	1:40.248	36.859	35.785	27.604	213.4	24:44.965	14	1:37.142	35.858	34.540	26.744	217.7	23:47.904
15	1:40.228	36.908	35.770	27.550	211.3	26:25.193	15	1:37.280	35.938	34.497	26.845	217.7	25:25.184
16	1:40.249	37.194	35.529	27.526	213.0	28:05.442	16	1:37.688	36.352	34.498	26.838	214.2	27:02.872
17	1:40.319	37.034	35.610	27.675	212.1	29:45.761	17	1:37.919	36.285	34.712	26.922	213.0	28:40.791
18	1:40.211	36.970	35.579	27.662	211.7	31:25.972	18	1:37.220	36.057	34.354	26.809	215.1	30:18.011
19	1:40.565	37.019	35.664	27.882	212.1	33:06.537	19	1:37.584	35.986	34.659	26.939	214.2	31:55.595

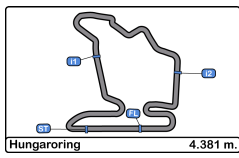
12 Ayrton Simons Dallara F320 HWA **24** Alex Garcia Dallara F320 Spiess

Drivex Rookie

Team Motopark

Lap D	Time	Sector 1	Sector 2	Sector 3	T. Spd	Elapsed	Lap D	Time	Sector 1	Sector 2	Sector 3	T. Spd	Elapsed
1	4:52.765	3:47.162	37.017	28.586		4:52.765	1	2:34.440	1:26.461	38.811	29.168	181.5	2:34.440
2	1:39.321	36.903	35.235	27.183	210.5	6:32.086	2	1:53.590	37.148	39.798	36.644	202.6	4:28.030
3	1:36.974	36.191	34.183	26.600	213.4	8:09.060	3	1:40.083	37.443	35.510	27.130	210.9	6:08.113
4	1:36.168	35.883	33.930	26.355	214.7	9:45.228	4	1:37.850	36.188	34.875	26.787	211.7	7:45.963
5	1:35.853	35.715	33.693	26.445	217.3	11:21.081	5	1:37.103	35.803	34.868	26.432	213.0	9:23.066
6	1:36.285	35.666	34.025	26.594	217.7	12:57.366	6	1:36.079	35.664	34.089	26.326	215.5	10:59.145
7	1:37.441	35.782	34.490	27.169	217.3	14:34.807	7	1:36.112	35.708	33.905	26.499	217.3	12:35.257
8	1:36.825	35.746	34.244	26.835	222.2	16:11.632	8	1:36.261	35.719	34.099	26.443	216.4	14:11.518
9	1:35.596	35.719	33.531	26.346	216.8	17:47.228	9	1:36.634	35.807	34.279	26.548	216.4	15:48.152
10	1:36.864	36.179	34.064	26.621	217.3	19:24.092	10	1:36.173	35.804	33.885	26.484	215.1	17:24.325
11	1:36.640	35.764	34.149	26.727	216.4	21:00.732	11	1:35.766	35.667	33.797	26.302	216.4	19:00.091
12	1:36.323	35.879	33.939	26.505	216.4	22:37.055	12	1:35.974	35.650	33.857	26.467	217.3	20:36.065
13	1:36.212	35.760	34.026	26.426	216.8	24:13.267	13	1:36.120	35.822	33.938	26.360	214.7	22:12.185
14	1:36.532	35.905	34.140	26.487	216.8	25:49.799	14	1:36.447	35.591	34.293	26.563	216.4	23:48.632
15	1:37.322	36.293	34.496	26.533	214.7	27:27.121	15	1:37.095	35.741	34.501	26.853	218.1	25:25.727
16	1:36.500	35.979	34.095	26.426	214.7	29:03.621	16	1:37.395	36.029	34.626	26.740	217.3	27:03.122
17	1:36.561	35.904	34.090	26.567	216.4	30:40.182	17	1:38.095	36.347	34.783	26.965	218.6	28:41.217
18	1:36.022	36.026	33.660	26.336	215.1	32:16.204	18	1:37.169	35.972	34.424	26.773	219.0	30:18.386
							19	1:37.566	35.985	34.573	27.008	219.0	31:55.952





Hungaroring
Euroformula Open
Race - 3
Lap Analysis



63

Benjamin Berta

Dallara F320 HWA **71**

Christian Mansell

Dallara F320 Spiess

Drivex

Cryptotower Racing Team

Lap	D	Time	Sector 1	Sector 2	Sector 3	T. Spd	Elapsed	Lap	D	Time	Sector 1	Sector 2	Sector 3	T. Spd	Elapsed
1		2:01.869	42.619	36.817	42.433	190.8	2:01.869	1		1:56.626	40.170	35.754	40.702	174.4	1:56.626
2		2:23.070	45.933	55.193	41.944	196.3	4:24.939	2		2:25.815	47.578	55.437	42.800	170.0	4:22.441
3		1:38.092	36.639	34.610	26.843	211.7	6:03.031	3		1:37.934	36.576	34.723	26.635	206.8	6:00.375
4		1:37.359	36.140	34.540	26.679	216.4	7:40.390	4		1:37.165	36.647	34.072	26.446	208.8	7:37.540
5		1:36.665	36.027	34.097	26.541	216.8	9:17.055	5		1:36.758	36.053	34.160	26.545	210.1	9:14.298
6		1:36.519	35.939	34.057	26.523	217.7	10:53.574	6		1:36.007	35.876	33.690	26.441	213.4	10:50.305
7		1:36.677	35.834	34.110	26.733	218.6	12:30.251	7		1:36.360	35.976	33.868	26.516	213.8	12:26.665
8		1:36.642	35.853	34.126	26.663	216.4	14:06.893	8		1:36.196	35.899	33.826	26.471	213.0	14:02.861
9		1:36.879	35.934	34.408	26.537	216.4	15:43.772	9		1:36.329	35.819	33.987	26.523	213.0	15:39.190
10		1:36.398	35.835	34.099	26.464	216.0	17:20.170	10		1:35.951	35.853	33.666	26.432	213.4	17:15.141
11		1:36.483	35.825	34.124	26.534	216.4	18:56.653	11		1:36.359	36.145	33.729	26.485	213.8	18:51.500
12		1:36.443	35.731	34.205	26.507	217.3	20:33.096	12		1:36.660	36.298	33.900	26.462	214.2	20:28.160
13		1:36.922	35.940	34.192	26.790	216.0	22:10.018	13		1:37.779	36.377	34.753	26.649	212.5	22:05.939
14		1:36.882	35.871	34.502	26.509	216.4	23:46.900	14		1:36.881	36.357	33.978	26.546	213.0	23:42.820
15		1:37.294	36.232	34.506	26.556	215.5	25:24.194	15		1:36.725	36.207	33.961	26.557	212.5	25:19.545
16		1:37.172	36.177	34.283	26.712	213.4	27:01.366	16		1:37.095	36.426	34.199	26.470	210.9	26:56.640
17		1:37.395	35.990	34.541	26.864	213.8	28:38.761	17		1:36.809	35.990	34.215	26.604	210.5	28:33.449
18		1:37.133	35.916	34.567	26.650	215.1	30:15.894	18		1:37.003	36.244	34.078	26.681	212.5	30:10.452
19		1:37.319	35.909	34.687	26.723	213.8	31:53.213	19		1:37.038	36.222	34.003	26.813	212.1	31:47.490

69

Vladislav Lomko

Dallara F320 Spiess **78**

Frederick Lubin

Dallara F320 Spiess

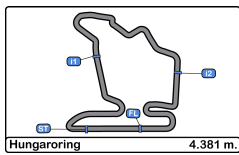
Rookie

Cryptotower Racing Team

Team Motopark

Lap	D	Time	Sector 1	Sector 2	Sector 3	T. Spd	Elapsed	Lap	D	Time	Sector 1	Sector 2	Sector 3	T. Spd	Elapsed
1		1:59.849	41.699	36.826	41.324	181.5	1:59.849	1		1:59.246	41.287	36.483	41.476	182.4	1:59.246
2		2:24.346	46.860	55.015	42.471	190.8	4:24.195	2		2:24.481	47.024	54.970	42.487	186.5	4:23.727
3		1:38.379	36.907	34.638	26.834	211.3	6:02.574	3		1:37.553	36.458	34.332	26.763	210.9	6:01.280
4		1:37.245	36.131	34.486	26.628	213.8	7:39.819	4		1:37.502	36.377	34.587	26.538	214.7	7:38.782
5		1:36.553	35.937	34.020	26.596	216.4	9:16.372	5		1:36.532	35.985	34.033	26.514	215.1	9:15.314
6		1:36.579	35.782	34.308	26.489	219.0	10:52.951	6		1:36.464	35.985	34.008	26.471	216.8	10:51.778
7		1:36.478	35.786	34.010	26.682	218.1	12:29.429	7		1:36.406	35.771	33.945	26.690	217.3	12:28.184
8		1:36.222	35.819	33.941	26.462	216.8	14:05.651	8		1:36.289	35.885	33.867	26.537	217.3	14:04.473
9		1:36.272	35.828	33.998	26.446	218.1	15:41.923	9		1:36.206	35.917	33.810	26.479	216.4	15:40.679
10		1:36.031	35.778	33.852	26.401	218.1	17:17.954	10		1:36.050	35.872	33.716	26.462	215.5	17:16.729
11		1:36.434	35.938	34.059	26.437	218.1	18:54.388	11		1:36.346	35.905	33.879	26.562	216.4	18:53.075
12		1:36.850	35.835	34.365	26.650	218.1	20:31.238	12		1:37.441	36.498	34.421	26.522	217.3	20:30.516
13		1:36.936	36.143	34.190	26.603	216.4	22:08.174	13		1:36.792	35.985	34.138	26.669	215.1	22:07.308
14		1:36.735	35.797	34.256	26.682	217.3	23:44.909	14		1:37.108	35.927	34.611	26.570	217.3	23:44.416
15		1:36.926	35.931	34.304	26.691	218.6	25:21.835	15		1:36.951	35.916	34.389	26.646	217.7	25:21.367
16		1:37.071	36.087	34.366	26.618	216.8	26:58.906	16		1:36.968	36.048	34.277	26.643	214.7	26:58.335
17		1:37.754	35.860	34.958	26.936	215.5	28:36.660	17		1:37.021	35.891	34.359	26.771	214.2	28:35.356
18		1:36.838	35.766	34.272	26.800	215.1	30:13.498	18		1:36.827	35.873	34.122	26.832	216.0	30:12.183
19		1:37.387	35.974	34.504	26.909	215.1	31:50.885	19		1:37.196	35.920	34.296	26.980	216.0	31:49.379





Hungaroring
Euroformula Open
Race - 3
Lap Analysis



84

Francesco Simonazzi

Dallara F320 Spiess

Rookie

BVM Racing

Lap	D	Time	Sector 1	Sector 2	Sector 3	T. Spd	Elapsed
1		2:00.675	41.895	37.056	41.724	186.8	2:00.675
2		2:23.718	46.553	55.029	42.136	192.8	4:24.393
3		1:37.408	36.147	34.432	26.829	216.0	6:01.801
4		1:37.396	36.198	34.567	26.631	215.1	7:39.197
5		1:36.618	35.832	34.192	26.594	216.4	9:15.815
6		1:36.434	35.809	34.082	26.543	219.0	10:52.249
7		1:36.360	35.812	33.900	26.648	219.9	12:28.609
8		1:36.331	35.917	33.819	26.595	219.9	14:04.940
9		1:36.193	35.749	33.923	26.521	218.6	15:41.133
10		1:36.093	35.794	33.765	26.534	218.1	17:17.226
11		1:36.158	35.889	33.724	26.545	219.0	18:53.384
12		1:36.212	36.073	33.798	26.341	223.1	20:29.596
13		1:36.995	35.788	34.611	26.596	214.7	22:06.591
14		1:36.688	36.017	34.131	26.540	221.3	23:43.279
15		1:36.796	35.990	34.124	26.682	218.1	25:20.075
16		1:37.013	36.047	34.500	26.466	216.4	26:57.088
17		1:37.002	35.855	34.281	26.866	216.8	28:34.090
18		1:36.752	35.760	34.356	26.636	216.4	30:10.842
19		1:37.107	36.016	34.278	26.813	218.1	31:47.949

96

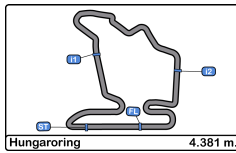
Oliver Goethe

Dallara F320 Spiess

Team Motopark

Lap	D	Time	Sector 1	Sector 2	Sector 3	T. Spd	Elapsed
1		1:57.990	40.657	36.373	40.960	181.2	1:57.990
2		2:25.056	47.352	55.372	42.332	191.1	4:23.046
3		1:37.743	36.430	34.577	26.736	211.3	6:00.789
4		1:37.269	36.449	34.320	26.500	215.5	7:38.058
5		1:36.647	35.920	34.128	26.599	216.4	9:14.705
6		1:36.033	35.924	33.696	26.413	218.6	10:50.738
7		1:36.824	35.903	34.080	26.841	219.5	12:27.562
8		1:35.913	35.640	33.739	26.534	216.4	14:03.475
9		1:36.131	35.742	33.839	26.550	217.7	15:39.606
10		1:35.940	35.800	33.767	26.373	219.0	17:15.546
11		1:36.352	35.965	33.939	26.448	219.9	18:51.898
12		1:36.686	36.013	34.278	26.395	220.4	20:28.584
13		1:37.731	36.183	34.884	26.664	218.1	22:06.315
14		1:37.400	36.529	34.336	26.535	219.5	23:43.715
15		1:36.702	35.952	34.210	26.540	219.5	25:20.417
16		1:37.155	35.869	34.624	26.662	219.5	26:57.572
17		1:36.961	35.837	34.430	26.694	216.4	28:34.533
18		1:36.812	35.646	34.400	26.766	218.6	30:11.345
19		1:36.812	35.574	34.440	26.798	218.1	31:48.157





Hungaroring
Euroformula Open
Race - 3



Analysis by Lap

Num	Lap Time	Gap
Lap 1		
71	1:56.626	
96	1:57.990	01.364
78	1:59.246	02.620
69	1:59.849	03.223
84	2:00.675	04.049
63	2:01.869	05.243
7	2:03.611	06.985
21	2:04.898	08.272
24	2:34.440	37.814
Num Lap Time Gap		
Lap 2		
71	2:25.815	
96	2:25.056	00.605
78	2:24.481	01.286
69	2:24.346	01.754
84	2:23.718	01.952
63	2:23.070	02.498
7	2:24.112	05.282
21	2:22.886	05.343
24	1:53.590	05.589
12	4:52.765	1 Lap
Num Lap Time Gap		
Lap 3		
71	1:37.934	
96	1:37.743	00.414
78	1:37.553	00.905
84	1:37.408	01.426
69	1:38.379	02.199
63	1:38.092	02.656
21	1:37.798	05.207
24	1:40.083	07.738
7	1:44.914	12.262
12	1:39.321	1 Lap
Num Lap Time Gap		
Lap 4		
71	1:37.165	
96	1:37.269	00.518
78	1:37.502	01.242
84	1:37.396	01.657
69	1:37.245	02.279
63	1:37.359	02.850
21	1:36.404	04.446
24	1:37.850	08.423
7	1:41.820	16.917
12	1:36.974	1 Lap
Num Lap Time Gap		
Lap 5		
71	1:36.758	
96	1:36.647	00.407
78	1:36.532	01.016
84	1:36.618	01.517
69	1:36.553	02.074
63	1:36.665	02.757
21	1:36.451	04.139
24	1:37.103	08.768

Num	Lap Time	Gap
7	1:40.236	20.395
12	1:36.168	1 Lap
Num Lap Time Gap		
Lap 6		
71	1:36.007	
96	1:36.033	00.433
78	1:36.464	01.473
84	1:36.434	01.944
69	1:36.579	02.646
63	1:36.519	03.269
21	1:36.111	04.243
24	1:36.079	08.840
7	1:39.942	24.330
12	1:35.853	1 Lap
Num Lap Time Gap		
Lap 7		
71	1:36.360	
96	1:36.824	00.897
78	1:36.406	01.519
84	1:36.360	01.944
69	1:36.478	02.764
63	1:36.677	03.586
21	1:36.696	04.579
24	1:36.112	08.592
7	1:39.706	27.676
12	1:36.285	1 Lap
Num Lap Time Gap		
Lap 8		
71	1:36.196	
96	1:35.913	00.614
78	1:36.289	01.612
84	1:36.331	02.079
69	1:36.222	02.790
63	1:36.642	04.032
21	1:36.316	04.699
24	1:36.261	08.657
7	1:40.183	31.663
12	1:37.441	1 Lap
Num Lap Time Gap		
Lap 9		
71	1:36.329	
96	1:36.131	00.416
78	1:36.206	01.489
84	1:36.193	01.943
69	1:36.272	02.733
63	1:36.879	04.582
21	1:36.893	05.263
24	1:36.634	08.962
12	1:36.825	1 Lap
7	1:40.024	35.358
Num Lap Time Gap		
Lap 10		
71	1:35.951	
96	1:35.940	00.405
78	1:36.050	01.588

Num	Lap Time	Gap
84	1:36.093	02.085
69	1:36.031	02.813
63	1:36.398	05.029
21	1:36.426	05.738
24	1:36.173	09.184
12	1:35.596	1 Lap
7	1:39.209	38.616
Num Lap Time Gap		
Lap 11		
71	1:36.359	
96	1:36.352	00.398
78	1:36.346	01.575
84	1:36.158	01.884
69	1:36.434	02.888
63	1:36.483	05.153
21	1:36.402	05.781
24	1:35.766	08.591
12	1:36.864	1 Lap
7	1:39.495	41.752
Num Lap Time Gap		
Lap 12		
71	1:36.660	
96	1:36.686	00.424
84	1:36.212	01.436
78	1:37.441	02.356
69	1:36.850	03.078
63	1:36.443	04.936
21	1:36.633	05.754
24	1:35.974	07.905
12	1:36.640	1 Lap
7	1:50.204	55.296
Num Lap Time Gap		
Lap 13		
71	1:37.779	
96	1:37.731	00.376
84	1:36.995	00.652
78	1:36.792	01.369
69	1:36.936	02.235
63	1:36.922	04.079
21	1:36.848	04.823
24	1:36.120	06.246
12	1:36.323	1 Lap
7	1:41.261	58.778
Num Lap Time Gap		
Lap 14		
71	1:36.881	
84	1:36.688	00.459
96	1:37.400	00.895
78	1:37.108	01.596
69	1:36.735	02.089
63	1:36.882	04.080
21	1:37.142	05.084
24	1:36.447	05.812
12	1:36.212	1 Lap
7	1:40.248	1:02.145

Num	Lap Time	Gap
Lap 15		
71	1:36.725	
84	1:36.796	00.530
96	1:36.702	00.872
78	1:36.951	01.822
69	1:36.926	02.290
63	1:37.294	04.649
21	1:37.280	05.639
24	1:37.095	06.182
12	1:36.532	1 Lap
7	1:40.228	1:05.648
Num Lap Time Gap		
Lap 16		
71	1:37.095	
84	1:37.013	00.448
96	1:37.155	00.932
78	1:36.968	01.695
69	1:37.071	02.266
63	1:37.172	04.726
21	1:37.688	06.232
24	1:37.395	06.482
12	1:37.322	1 Lap
7	1:40.249	1:08.802
Num Lap Time Gap		
Lap 17		
71	1:36.809	
84	1:37.002	00.641
96	1:36.961	01.084
78	1:37.021	01.907
69	1:37.754	03.211
63	1:37.395	05.312
21	1:37.919	07.342
24	1:38.095	07.768
12	1:36.500	1 Lap
7	1:40.319	1:12.312
Num Lap Time Gap		
Lap 18		
71	1:37.003	
84	1:36.752	00.390
96	1:36.812	00.893
78	1:36.827	01.731
69	1:36.838	03.046
63	1:37.133	05.442
21	1:37.220	07.559
24	1:37.169	07.934
12	1:36.561	1 Lap
7	1:40.211	1:15.520
Num Lap Time Gap		
Lap 19		
71	1:37.038	
84	1:37.107	00.459
96	1:36.812	00.667
78	1:37.196	01.889
69	1:37.387	03.395
63	1:37.319	05.723
21	1:37.584	08.105

Num	Lap Time	Gap
24	1:37.566	08.462
12	1:36.022	1 Lap
7	1:40.565	1:19.047





Hungaroring
Euroformula Open
Race - 3
Best Sectors Results



Sector - 1			Sector - 2			Sector - 3			Ideal Lap vs Best Lap						
Clas	Nº	Driver	Time	Nº	Driver	Time	Nº	Driver	Time	Clas	Nº	Driver	Ideal Lap	Best Lap	Clas
1	96	Oliver Goethe	35.574	12	Ayrton Simmons	33.531	24	Alex García	26.302	1	12	Ayrton Simmons	1:35.533	1:35.596	1
2	24	Alex García	35.591	71	Christian Mansell	33.666	12	Ayrton Simmons	26.336	2	96	Oliver Goethe	1:35.643	1:35.913	3
3	12	Ayrton Simmons	35.666	96	Oliver Goethe	33.696	84	Francesco Simonazzi	26.341	3	24	Alex García	1:35.690	1:35.766	2
4	21	Josh Mason	35.721	78	Frederick Lubin	33.716	96	Oliver Goethe	26.373	4	84	Francesco Simonazzi	1:35.814	1:36.093	7
5	63	Benjamin Berta	35.731	84	Francesco Simonazzi	33.724	69	Vladislav Lomko	26.401	5	71	Christian Mansell	1:35.917	1:35.951	4
6	84	Francesco Simonazzi	35.749	24	Alex García	33.797	71	Christian Mansell	26.432	6	78	Frederick Lubin	1:35.949	1:36.050	6
7	69	Vladislav Lomko	35.766	21	Josh Mason	33.810	78	Frederick Lubin	26.462	7	21	Josh Mason	1:36.000	1:36.111	8
8	78	Frederick Lubin	35.771	69	Vladislav Lomko	33.852	63	Benjamin Berta	26.464	8	69	Vladislav Lomko	1:36.019	1:36.031	5
9	71	Christian Mansell	35.819	63	Benjamin Berta	34.057	21	Josh Mason	26.469	9	63	Benjamin Berta	1:36.252	1:36.398	9
10	7	Vladimir Netušil	36.679	7	Vladimir Netušil	35.095	7	Vladimir Netušil	27.185	10	7	Vladimir Netušil	1:38.959	1:39.209	10





Hungaroring
Euroformula Open
Race - 3
Leader Sequence



N°	Driver	Nat	Cat	Clas	Team	Nat	Vehicle	Start Lap	End Lap	Laps	Total Laps
71	Christian Mansell	AUS			Cryptotower Racing Team	JPN	Dallara F320 Spiess	1	19	19	19





Hungaroring
Euroformula Open
Race - 3
Best 5 Lap Times



Cls	N°	Driver	Nat	Cat	Cls	Team	Nat	Vehicle	Best 1		Best 2		Best 3		Best 4		Best 5	
									Time	Lap	Time	Lap	Time	Lap	Time	Lap	Time	Lap
1	12	Ayrton Simmons				Drivex		Dallara F320 HWA	1:35.596	9	1:35.853	5	1:36.022	18	1:36.168	4	1:36.212	13
2	24	Alex Garcia		R	1	Team Motopark		Dallara F320 Spiess	1:35.766	11	1:35.974	12	1:36.079	6	1:36.112	7	1:36.120	13
3	96	Oliver Goethe				Team Motopark		Dallara F320 Spiess	1:35.913	8	1:35.940	10	1:36.033	6	1:36.131	9	1:36.352	11
4	71	Christian Mansell				Cryptotower Racing Team		Dallara F320 Spiess	1:35.951	10	1:36.007	6	1:36.196	8	1:36.329	9	1:36.359	11
5	69	Vladislav Lomko		R	2	Cryptotower Racing Team		Dallara F320 Spiess	1:36.031	10	1:36.222	8	1:36.272	9	1:36.434	11	1:36.478	7
6	78	Frederick Lubin				Team Motopark		Dallara F320 Spiess	1:36.050	10	1:36.206	9	1:36.289	8	1:36.346	11	1:36.406	7
7	84	Francesco		R	3	BVM Racing		Dallara F320 Spiess	1:36.093	10	1:36.158	11	1:36.193	9	1:36.212	12	1:36.331	8
8	21	Josh Mason				Cryptotower Racing Team		Dallara F320 Spiess	1:36.111	6	1:36.316	8	1:36.402	11	1:36.404	4	1:36.426	10
9	63	Benjamin Berta				Drivex		Dallara F320 HWA	1:36.398	10	1:36.443	12	1:36.483	11	1:36.519	6	1:36.642	8
10	7	Vladimir Netušil				Effective Racing		Dallara F320 HWA	1:39.209	10	1:39.495	11	1:39.706	7	1:39.942	6	1:40.024	9



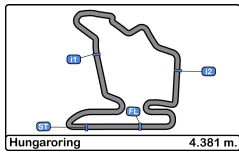


Hungaroring
Euroformula Open
Race - 3
Best 5 Top Speeds



Clas	Nº	Driver	Nat	Cat	Cls	Team	Nat	Vehicle	Top 1		Top 2		Top 3		Top 4		Top 5		Avg	
									Km/h	Lap	Km/h	Lap	Km/h	Lap	Km/h	Lap	Km/h	Lap		
1	84	Francesco Simonazzi		ITA	R	1	BVM Racing		Dallara F320 Spiess	223.1	12	221.3	14	219.9	7	219.9	8	219.0	6	220.6
2	12	Ayrton Simmons		GBR			Drivex		Dallara F320 HWA	222.2	8	217.7	6	217.3	5	217.3	7	217.3	10	218.3
3	96	Oliver Goethe		DNK			Team Motopark		Dallara F320 Spiess	220.4	12	219.9	11	219.5	7	219.5	14	219.5	15	219.7
4	21	Josh Mason		GBR			Cryptotower Racing Team		Dallara F320 Spiess	219.5	12	218.6	9	218.1	10	218.1	11	217.7	7	218.4
5	24	Alex García		MEX	R	2	Team Motopark		Dallara F320 Spiess	219.0	18	219.0	19	218.6	17	218.1	15	217.3	7	218.4
6	69	Vladislav Lomko		FRA	R	3	Cryptotower Racing Team		Dallara F320 Spiess	219.0	6	218.6	15	218.1	7	218.1	9	218.1	10	218.4
7	63	Benjamin Berta		HUN			Drivex		Dallara F320 HWA	218.6	7	217.7	6	217.3	12	216.8	5	216.4	4	217.3
8	78	Frederick Lubin		GBR			Team Motopark		Dallara F320 Spiess	217.7	15	217.3	7	217.3	8	217.3	12	217.3	14	217.3
9	7	Vladimir Netušil		CZE			Effective Racing		Dallara F320 HWA	215.5	7	214.7	9	214.2	11	214.2	12	213.8	8	214.5
10	71	Christian Mansell		AUS			Cryptotower Racing Team		Dallara F320 Spiess	214.2	12	213.8	7	213.8	11	213.4	6	213.4	10	213.7





Hungaroring
Euroformula Open
Race - 3
Fastest Laps Sequence



Lap	Time of Day	Session Time	Nº	Driver	Nat	Cat	Team	Nat	Vehicle	Time	Km/h
2	15:42:25.605	4:27.605	24	Alex Garcia	MEX	R	Team Motopark	DEU	Dallara F320 Spiess	1:53.590	138.8
3	15:43:57.950	5:59.950	71	Christian Mansell	AUS		Cryptotower Racing Team	JPN	Dallara F320 Spiess	1:37.934	161.0
3	15:43:58.364	6:00.364	96	Oliver Goethe	DNK		Team Motopark	DEU	Dallara F320 Spiess	1:37.743	161.3
3	15:43:58.855	6:00.855	78	Frederick Lubin	GBR		Team Motopark	DEU	Dallara F320 Spiess	1:37.553	161.6
3	15:43:59.376	6:01.376	84	Francesco Simonazzi	ITA	R	BVM Racing	ITA	Dallara F320 Spiess	1:37.408	161.9
4	15:45:35.115	7:37.115	71	Christian Mansell	AUS		Cryptotower Racing Team	JPN	Dallara F320 Spiess	1:37.165	162.3
4	15:45:39.561	7:41.561	21	Josh Mason	GBR		Cryptotower Racing Team	JPN	Dallara F320 Spiess	1:36.404	163.5
4	15:47:42.803	9:44.803	12	Ayrton Simmons	GBR		Drivex	ESP	Dallara F320 HWA	1:36.168	164.0
6	15:48:47.880	10:49.880	71	Christian Mansell	AUS		Cryptotower Racing Team	JPN	Dallara F320 Spiess	1:36.007	164.2
5	15:49:18.656	11:20.656	12	Ayrton Simmons	GBR		Drivex	ESP	Dallara F320 HWA	1:35.853	164.5
9	15:55:44.803	17:46.803	12	Ayrton Simmons	GBR		Drivex	ESP	Dallara F320 HWA	1:35.596	164.9





Hungaroring
Euroformula Open
Race - 3
Event Best Maximum Speed



Nº	Driver	Nat	Cat	Clas	Team	Nat	Vehicle	Km/h	Session	
84	Francesco Simonazzi		ITA	R	1	BVM Racing		Dallara F320 Spiess	223.1	Race - 3
12	Ayrton Simmons		GBR		Drivex		Dallara F320 HWA	222.2	Race - 3	
96	Oliver Goethe		DNK		Team Motopark		Dallara F320 Spiess	220.8	Race - 2	
63	Benjamin Berta		HUN		Drivex		Dallara F320 HWA	220.4	Private test - 1	
69	Vladislav Lomko		FRA	R	2	Cryptotower Racing Team		Dallara F320 Spiess	219.9	Private test - 1
24	Alex García		MEX	R	3	Team Motopark		Dallara F320 Spiess	219.9	Private test - 3
71	Christian Mansell		AUS		Cryptotower Racing Team		Dallara F320 Spiess	219.5	Private test - 3	
21	Josh Mason		GBR		Cryptotower Racing Team		Dallara F320 Spiess	219.5	Race - 3	
78	Frederick Lubin		GBR		Team Motopark		Dallara F320 Spiess	218.6	Qualifying	
7	Vladimir Netušil		CZE		Effective Racing		Dallara F320 HWA	218.1	Qualifying	





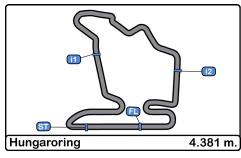
Hungaroring
Euroformula Open
Race - 3
Lap Chart



LAP

Nr	Pos	Grid	1	2	3	4	5	6	7	8	9	10	11	12	13	14	15	16	17	18	19
71	1	71	71	71	71	71	71	71	71	71	71	71	71	71	71	71	71	71	71	71	71
12	2	12	96	96	96	96	96	96	96	96	96	96	96	96	96	84	84	84	84	84	84
21	3	21	78	78	78	78	78	78	78	78	78	78	78	84	84	96	96	96	96	96	96
96	4	96	69	69	84	84	84	84	84	84	84	84	84	78	78	78	78	78	78	78	78
78	5	78	84	84	69	69	69	69	69	69	69	69	69	69	69	69	69	69	69	69	69
69	6	69	63	63	63	63	63	63	63	63	63	63	63	63	63	63	63	63	63	63	63
84	7	84	7	7	21	21	21	21	21	21	21	21	21	21	21	21	21	21	21	21	21
24	8	24	21	21	24	24	24	24	24	24	24	24	24	24	24	24	24	24	24	24	24
63	9	63	24	24	7	7	7	7	7	7	7	7	7	7	7	7	7	7	7	7	7
7	10	7	12	12	12	12	12	12	12	12	12	12	12	12	12	12	12	12	12	12	12

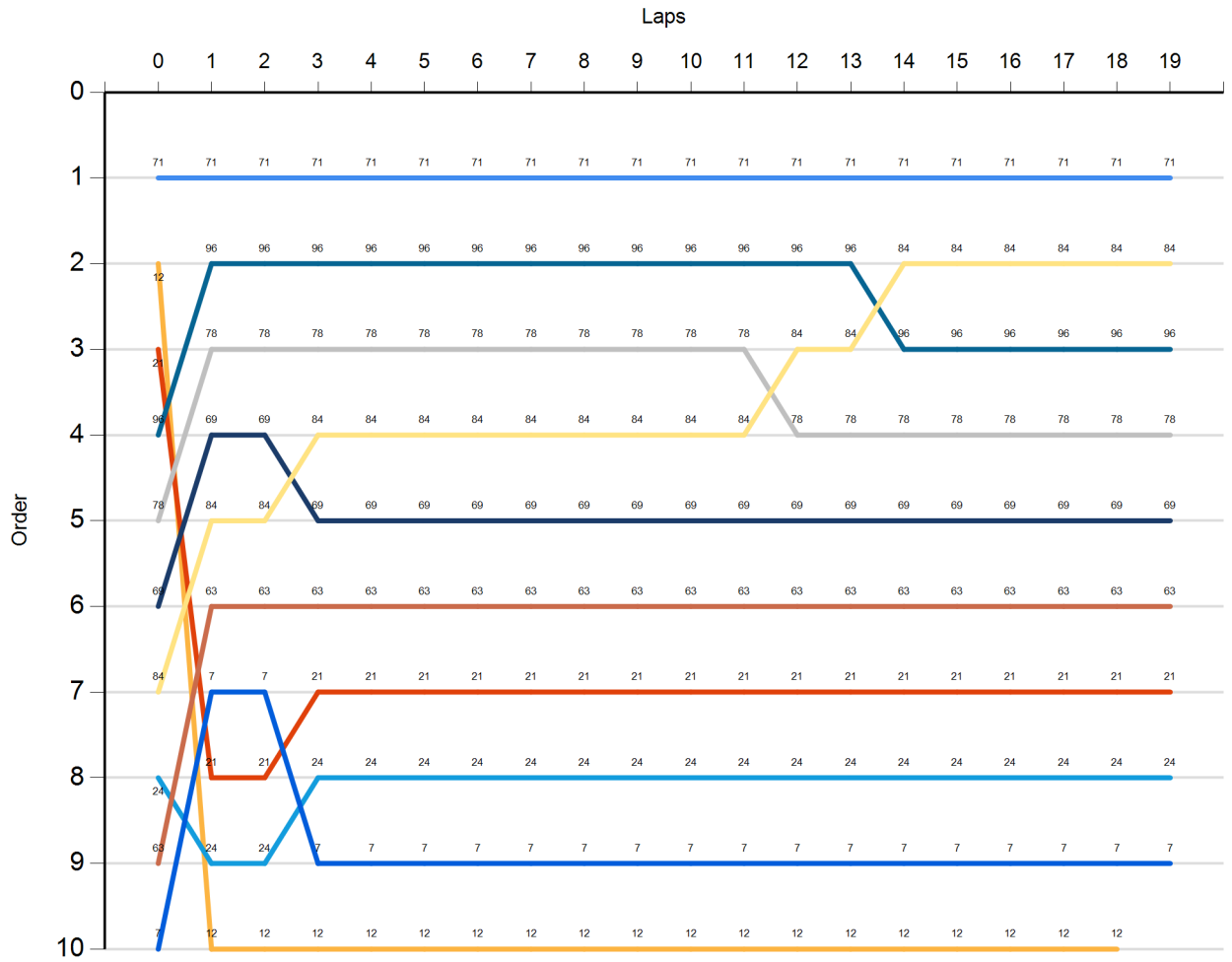




Hungaroring
Euroformula Open
Race - 3
Graphic Lap Chart



- 71
- 12
- 21
- 96
- 78
- 69
- 84
- 24
- 63
- 7





Hungaroring
Euroformula Open
Race - 3
Pit Stop Analysis



Nr.	In Day Time	Driver	Nat	Cat	Team	Nat	Vehicle	In Time	Stop N°	Pit Time	Handicap	Dif.
-----	-------------	--------	-----	-----	------	-----	---------	---------	---------	----------	----------	------

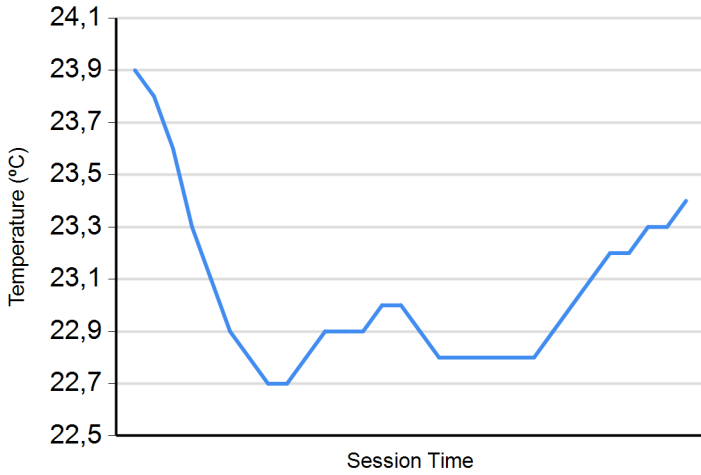




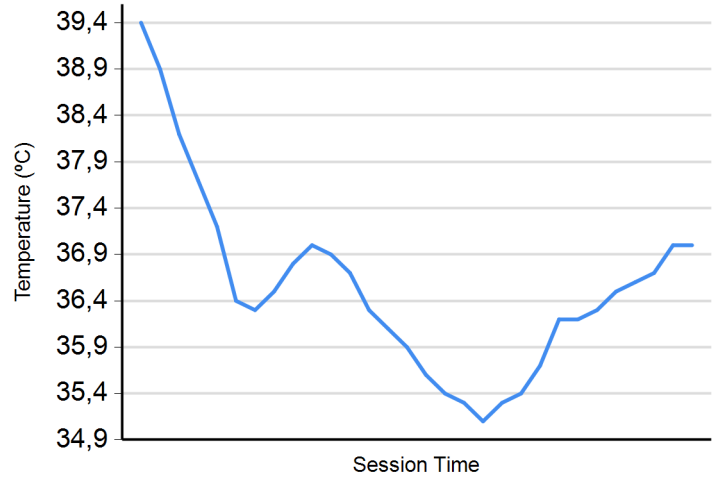
Hungaroring
Euroformula Open
Race - 3
Weather Report



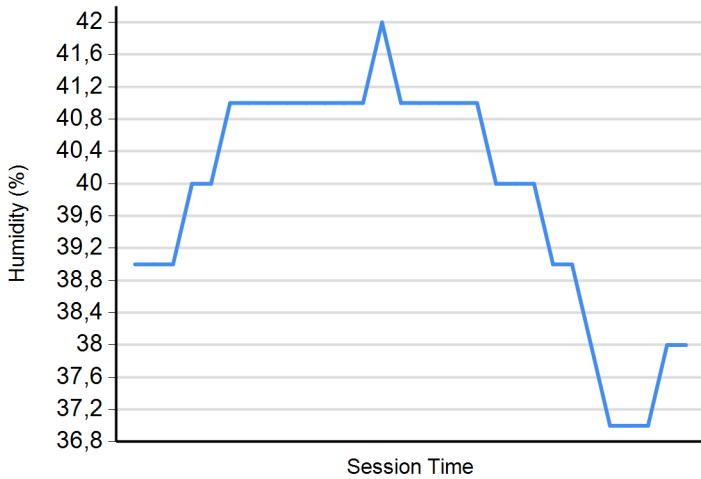
Air Temperature



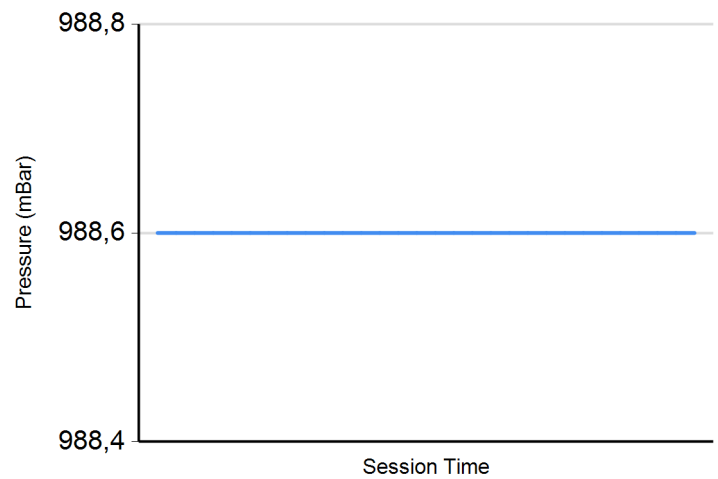
Track Temperature



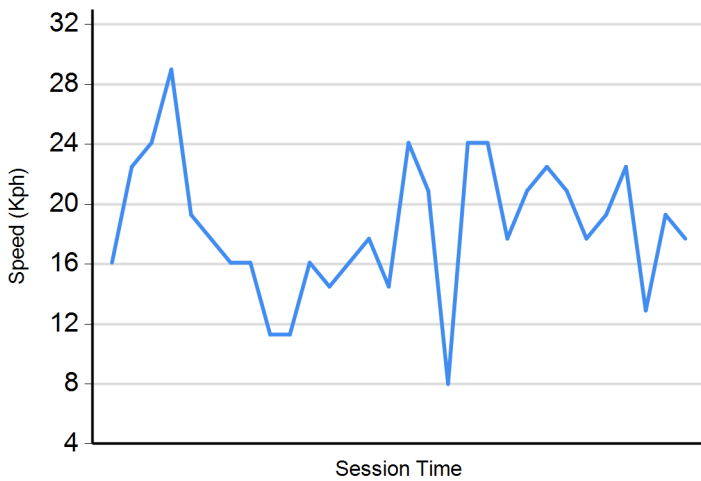
Humidity



Pressure



Wind Speed



Wind direction

North = 0°/360° Est = 90° South = 180° West = 270°

