

Circuito de Barcelona
Euroformula Open
Race - 1
Provisional Results



Clas	Nº	Driver	Nat	Cat	Clas	Team	Nat	Vehicle	Laps	Total Time	Gap	Interval	Km/h	Best	Time	Km/h
1	96 *	Oliver Goethe				Team Motopark		Dallara F320 Spiess	18	29:46.947			169.5	10	1:38.358	171.1
2	84	Francesco Simonazzi		R	1	BVM Racing		Dallara F320 Spiess	18	29:53.781	6.834	6.834	168.8	12	1:38.791	170.3
3	71	Christian Mansell				Cryptotower Racing Team		Dallara F320 Spiess	18	30:01.375	14.428	7.594	168.1	9	1:39.345	169.4
4	12	Ayrton Simmons				Drivex		Dallara F320 HWA	18	30:01.896	14.949	0.521	168.1	11	1:39.281	169.5
5	78	Frederick Lubin				Team Motopark		Dallara F320 Spiess	18	30:04.066	17.119	2.170	167.9	10	1:39.265	169.5
6	69	Vladislav Lomko		R	2	Cryptotower Racing Team		Dallara F320 Spiess	18	30:07.944	20.997	3.878	167.5	12	1:39.297	169.4
7	24	Alex García		R	3	Team Motopark		Dallara F320 Spiess	18	30:12.501	25.554	4.557	167.1	9	1:39.724	168.7
8	7	Vladimir Netušil				Effective Racing		Dallara F320 HWA	18	31:03.610	1:16.663	51.109	162.5	10	1:42.518	164.1
9	21	Josh Mason				Cryptotower Racing Team		Dallara F320 Spiess	17	30:04.655	1 Lap	1 Lap	158.5	8	1:38.914	170.1

Fastest lap Oliver Goethe in 1:38.358 at 171.1 Km/h in lap 10

*** PENALTIES**

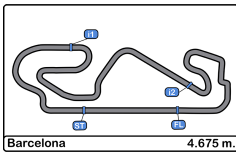
CAR #96 - 5 SECONDS TIME PENALTY TO BE ADDED TO RACE TIME - CAUSING A COLLISION

Published at:.....

Track Temp: 29.4 °C Air Temp: 24.4 °C Humidity: 71 % Track Status: DRY

Stewards:	Race Director:	Timekeeper:
	Neus Santamaría Sanromà DPB/I-0036-ESP	 Luis Angel García Nuñez JOB/I-0030-ESP





Circuito de Barcelona
Euroformula Open
Race - 1



Provisional Results by Category

Clas	Nº	Driver	Nat	Cat	Clas	Team	Nat	Vehicle	Laps	Total Time	Gap	Interval	Km/h	Best	Time	Km/h
1	96 *	Oliver Goethe				Team Motopark		Dallara F320 Spiess	18	29:46.947			169.5	10	1:38.358	171.1
2	71	Christian Mansell				Cryptotower Racing Team		Dallara F320 Spiess	18	30:01.375	14.428	14.428	168.1	9	1:39.345	169.4
3	12	Ayrton Simmons				Drivex		Dallara F320 HWA	18	30:01.896	14.949	0.521	168.1	11	1:39.281	169.5
4	78	Frederick Lubin				Team Motopark		Dallara F320 Spiess	18	30:04.066	17.119	2.170	167.9	10	1:39.265	169.5
5	7	Vladimir Netušil				Effective Racing		Dallara F320 HWA	18	31:03.610	1:16.663	59.544	162.5	10	1:42.518	164.1
6	21	Josh Mason				Cryptotower Racing Team		Dallara F320 Spiess	17	30:04.655	1 Lap	1 Lap	158.5	8	1:38.914	170.1

Rookie

1	84	Francesco Simonazzi		R	1	BVM Racing		Dallara F320 Spiess	18	29:53.781			168.8	12	1:38.791	170.3
2	69	Vladislav Lomko		R	2	Cryptotower Racing Team		Dallara F320 Spiess	18	30:07.944	14.163	14.163	167.5	12	1:39.297	169.4
3	24	Alex García		R	3	Team Motopark		Dallara F320 Spiess	18	30:12.501	18.720	4.557	167.1	9	1:39.724	168.7

Fastest lap Oliver Goethe in 1:38.358 at 171.1 Km/h in lap 10

*** PENALTIES**

CAR #96 - 5 SECONDS TIME PENALTY TO BE ADDED TO RACE TIME - CAUSING A COLLISION

Published at:.....

Track Temp: **29.4 °C** Air Temp: **24.4 °C** Humidity: **71 %** Track Status: **DRY**

Stewards:

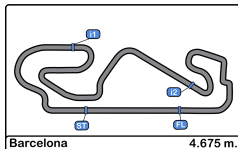
Race Director:

Neus Santamaría
 Sanromà
 DPB/I-0036-ESP

Timekeeper:

Luis Angel García Nuñez
 JOB/I-0030-ESP





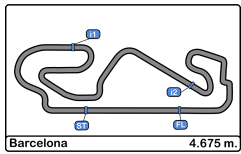
Circuito de Barcelona
Euroformula Open
Race - 1



Provisional Classification by Driver Fastest Lap

Clas	Nº	Driver	Nat	Cat	Clas	Team	Nat	Vehicle	Laps	Best	Time	Gap	Interval	Km/h
1	96	Oliver Goethe	DNK			Team Motopark	DEU	Dallara F320 Spiess	18	10	1:38.358			171.1
2	84	Francesco Simonazzi	ITA	R	1	BVM Racing	ITA	Dallara F320 Spiess	18	12	1:38.791	0.433	0.433	170.3
3	21	Josh Mason	GBR			Cryptotower Racing Team	JPN	Dallara F320 Spiess	17	8	1:38.914	0.556	0.123	170.1
4	78	Frederick Lubin	GBR			Team Motopark	DEU	Dallara F320 Spiess	18	10	1:39.265	0.907	0.351	169.5
5	12	Ayrton Simmons	GBR			Drivex	ESP	Dallara F320 HWA	18	11	1:39.281	0.923	0.016	169.5
6	69	Vladislav Lomko	FRA	R	2	Cryptotower Racing Team	JPN	Dallara F320 Spiess	18	12	1:39.297	0.939	0.016	169.4
7	71	Christian Mansell	AUS			Cryptotower Racing Team	JPN	Dallara F320 Spiess	18	9	1:39.345	0.987	0.048	169.4
8	24	Alex García	MEX	R	3	Team Motopark	DEU	Dallara F320 Spiess	18	9	1:39.724	1.366	0.379	168.7
9	7	Vladimir Netušil	CZE			Effective Racing	CZE	Dallara F320 HWA	18	10	1:42.518	4.160	2.794	164.1





Circuit de Barcelona

Euroformula Open

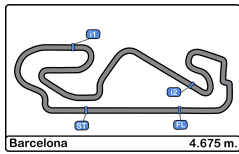
Race - 1

Distance and Speed Average



Clas	Nº	Driver	Nat	Cat	Clas	Team	Nat	Vehicle	Laps	Distance	Total Time	Km/h
1	96	Oliver Goethe	DNK			Team Motopark	DEU	Dallara F320 Spiess	18	84.15	29:46.947	169.5
2	84	Francesco Simonazzi	ITA	R	1	BVM Racing	ITA	Dallara F320 Spiess	18	84.15	29:53.781	168.8
3	71	Christian Mansell	AUS			Cryptotower Racing Team	JPN	Dallara F320 Spiess	18	84.15	30:01.375	168.1
4	12	Ayrton Simmons	GBR			Drivex	ESP	Dallara F320 HWA	18	84.15	30:01.896	168.1
5	78	Frederick Lubin	GBR			Team Motopark	DEU	Dallara F320 Spiess	18	84.15	30:04.066	167.9
6	69	Vladislav Lomko	FRA	R	2	Cryptotower Racing Team	JPN	Dallara F320 Spiess	18	84.15	30:07.944	167.5
7	24	Alex García	MEX	R	3	Team Motopark	DEU	Dallara F320 Spiess	18	84.15	30:12.501	167.1
8	7	Vladimir Netušil	CZE			Effective Racing	CZE	Dallara F320 HWA	18	84.15	31:03.610	162.5
9	21	Josh Mason	GBR			Cryptotower Racing Team	JPN	Dallara F320 Spiess	17	79.47	30:04.655	158.5





Circuit de Barcelona
Euroformula Open
Race - 1
Lap Analysis



7

Vladimir Netušil

Dallara F320 HWA **21**

Josh Mason

Dallara F320 Spiess

Effective Racing

Cryptotower Racing Team

Lap	D	Time	Sector 1	Sector 2	Sector 3	T. Spd	Elapsed	Lap	D	Time	Sector 1	Sector 2	Sector 3	T. Spd	Elapsed
1		1:50.401	35.690	40.104	34.607	208.8	1:50.401	1		2:20.847 P	42.570	48.699	49.578	190.1	2:20.847
2		1:43.698	29.953	39.598	34.147	232.2	3:34.099	2		2:51.861	1:41.211	38.127	32.523	159.5	5:12.708
3		1:43.378	29.666	39.544	34.168	231.7	5:17.477	3		1:39.036	28.745	37.848	32.443	233.2	6:51.744
4		1:43.129	29.672	39.461	33.996	230.7	7:00.606	4		1:39.151	28.596	37.837	32.718	235.2	8:30.895
5		1:42.992	29.752	39.123	34.117	232.2	8:43.598	5		1:39.535	28.677	38.066	32.792	234.7	10:10.430
6		1:43.243	29.651	39.362	34.230	231.7	10:26.841	6		1:40.047	28.559	38.333	33.155	239.4	11:50.477
7		1:43.165	29.594	39.469	34.102	231.7	12:10.006	7		1:39.218	28.801	37.826	32.591	241.6	13:29.695
8		1:43.052	29.440	39.416	34.196	232.2	13:53.058	8		1:38.914	28.612	37.848	32.454	235.2	15:08.609
9		1:42.751	29.435	39.420	33.896	231.2	15:35.809	9		1:39.099	28.572	37.901	32.626	236.3	16:47.708
10		1:42.518	29.357	39.383	33.778	231.7	17:18.327	10		1:38.919	28.554	37.828	32.537	236.8	18:26.627
11		1:42.851	29.480	39.473	33.898	231.7	19:01.178	11		1:39.017	28.549	37.852	32.616	236.8	20:05.644
12		1:42.698	29.577	39.153	33.968	230.7	20:43.876	12		1:39.804	28.679	38.194	32.931	236.8	21:45.448
13		1:43.065	29.636	39.452	33.977	230.2	22:26.941	13		1:39.502	28.624	37.914	32.964	236.8	23:24.950
14		1:42.537	29.352	39.381	33.804	230.2	24:09.478	14		1:40.479	28.857	38.471	33.151	238.4	25:05.429
15		1:43.454	29.618	39.765	34.071	230.2	25:52.932	15		1:39.876	28.739	38.283	32.854	236.8	26:45.305
16		1:43.348	29.729	39.399	34.220	230.2	27:36.280	16		1:39.906	28.650	38.575	32.681	236.3	28:25.211
17		1:43.529	29.854	39.397	34.278	229.2	29:19.809	17		1:39.444	28.609	37.927	32.908	235.2	30:04.655
18		1:43.801	29.664	39.698	34.439	228.3	31:03.610								

12

Ayrton Simmons

Dallara F320 HWA

24

Alex Garcia

Dallara F320 Spiess

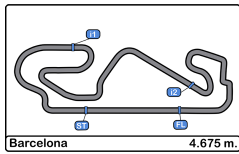
Rookie

Team Motopark

Drivex

Lap	D	Time	Sector 1	Sector 2	Sector 3	T. Spd	Elapsed	Lap	D	Time	Sector 1	Sector 2	Sector 3	T. Spd	Elapsed
1		1:46.521	33.670	39.405	33.446	211.3	1:46.521	1		1:47.827	35.310	39.228	33.289	208.8	1:47.827
2		1:40.773	29.220	38.462	33.091	233.2	3:27.294	2		1:40.803	29.032	38.705	33.066	236.3	3:28.630
3		1:39.507	28.620	38.156	32.731	238.4	5:06.801	3		1:40.139	28.786	38.381	32.972	236.3	5:08.769
4		1:39.541	28.611	38.100	32.830	240.0	6:46.342	4		1:40.226	28.831	38.277	33.118	236.3	6:48.995
5		1:40.435	28.466	38.559	33.410	242.6	8:26.777	5		1:40.370	28.883	38.412	33.075	236.8	8:29.365
6		1:40.251	28.621	38.599	33.031	241.6	10:07.028	6		1:40.576	28.841	38.725	33.010	235.8	10:09.941
7		1:39.619	28.506	38.045	33.068	240.5	11:46.647	7		1:40.277	28.802	38.346	33.129	235.8	11:50.218
8		1:39.610	28.496	37.814	33.300	241.0	13:26.257	8		1:41.620	29.903	38.680	33.037	236.3	13:31.838
9		1:39.594	28.438	38.106	33.050	242.1	15:05.851	9		1:39.724	28.668	38.113	32.943	236.3	15:11.562
10		1:39.354	28.452	37.877	33.025	240.5	16:45.205	10		1:39.924	28.705	38.269	32.950	236.3	16:51.486
11		1:39.281	28.428	37.836	33.017	240.5	18:24.486	11		1:40.198	28.692	38.325	33.181	236.3	18:31.684
12		1:39.591	28.546	38.093	32.952	241.6	20:04.077	12		1:40.225	28.784	38.485	32.956	235.8	20:11.909
13		1:39.477	28.448	37.975	33.054	239.4	21:43.554	13		1:39.978	28.816	38.320	32.842	234.7	21:51.887
14		1:39.761	28.537	37.965	33.259	240.5	23:23.315	14		1:39.921	28.829	38.294	32.798	234.7	23:31.808
15		1:39.627	28.673	38.063	32.891	238.4	25:02.942	15		1:39.807	28.893	38.213	32.701	235.2	25:11.615
16		1:39.483	28.594	37.902	32.987	237.8	26:42.425	16		1:39.869	28.711	37.887	33.271	234.2	26:51.484
17		1:39.844	28.643	38.043	33.158	237.8	28:22.269	17		1:40.452	28.840	38.295	33.317	233.2	28:31.936
18		1:39.627	28.625	37.983	33.019	238.9	30:01.896	18		1:40.565	28.993	38.531	33.041	234.2	30:12.501





Circuit de Barcelona
Euroformula Open
Race - 1
Lap Analysis



69

Vladislav Lomko

Dallara F320 Spiess **78**

Frederick Lubin

Dallara F320 Spiess

Rookie

Cryptotower Racing Team

Team Motopark

Lap D	Time	Sector 1	Sector 2	Sector 3	T. Spd	Elapsed	Lap D	Time	Sector 1	Sector 2	Sector 3	T. Spd	Elapsed
1	1:46.722	33.633	39.643	33.446	209.7	1:46.722	1	1:45.850	33.320	39.422	33.108	204.5	1:45.850
2	1:39.889	28.736	38.280	32.873	238.4	3:26.611	2	1:39.885	28.826	38.302	32.757	235.2	3:25.735
3	1:39.691	28.621	38.392	32.678	238.4	5:06.302	3	1:39.825	28.731	38.295	32.799	235.2	5:05.560
4	1:39.602	28.613	38.213	32.776	239.4	6:45.904	4	1:39.925	28.610	38.310	33.005	236.3	6:45.485
5	1:41.318	28.561	38.892	33.865	240.5	8:27.222	5	1:40.797	28.593	38.862	33.342	237.8	8:26.282
6	1:40.227	28.741	38.589	32.897	239.4	10:07.449	6	1:40.247	28.759	38.726	32.762	238.9	10:06.529
7	1:39.717	28.598	38.296	32.823	241.6	11:47.166	7	1:39.565	28.569	38.134	32.862	239.4	11:46.094
8	1:39.756	28.616	38.331	32.809	240.5	13:26.922	8	1:39.702	28.485	38.227	32.990	238.4	13:25.796
9	1:39.743	28.617	38.281	32.845	238.9	15:06.665	9	1:39.340	28.527	38.068	32.745	237.8	15:05.136
10	1:39.584	28.493	38.213	32.878	238.9	16:46.249	10	1:39.265	28.553	37.980	32.732	237.8	16:44.401
11	1:39.313	28.564	37.997	32.752	238.9	18:25.562	11	1:39.566	28.551	38.198	32.817	236.8	18:23.967
12	1:39.297	28.458	38.126	32.713	238.4	20:04.859	12	1:39.402	28.514	38.147	32.741	237.8	20:03.369
13	1:39.675	28.574	38.225	32.876	238.4	21:44.534	13	1:39.568	28.655	38.147	32.766	237.3	21:42.937
14	1:39.954	28.519	38.202	33.233	237.3	23:24.488	14	1:41.169	28.637	38.276	34.256	235.8	23:24.106
15	1:40.223	28.786	38.577	32.860	241.6	25:04.711	15	1:40.076	28.834	38.319	32.923	237.8	25:04.182
16	1:39.842	28.544	38.447	32.851	240.0	26:44.553	16	1:39.753	28.705	38.152	32.896	236.8	26:43.935
17	1:44.029	28.694	40.268	35.067	238.4	28:28.582	17	1:39.977	28.856	38.376	32.745	234.7	28:23.912
18	1:39.362	28.634	38.044	32.684	234.7	30:07.944	18	1:40.154	28.997	38.264	32.893	235.8	30:04.066

71

Christian Mansell

Dallara F320 Spiess **84**

Francesco Simonazzi

Dallara F320 Spiess

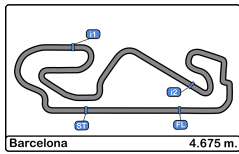
Cryptotower Racing Team

Rookie

BVM Racing

Lap D	Time	Sector 1	Sector 2	Sector 3	T. Spd	Elapsed	Lap D	Time	Sector 1	Sector 2	Sector 3	T. Spd	Elapsed
1	1:43.745	32.432	38.449	32.864	204.5	1:43.745	1	1:44.656	33.310	38.425	32.921	208.0	1:44.656
2	1:40.227	28.903	38.337	32.987	233.7	3:23.972	2	1:39.816	28.651	38.209	32.956	236.3	3:24.472
3	1:39.997	28.826	38.286	32.885	233.7	5:03.969	3	1:39.912	28.660		2:12.868	239.4	5:04.384
4	1:40.409	28.989	38.471	32.949	233.7	6:44.378	4	1:40.373	28.843	38.517	33.013	242.1	6:44.757
5	1:41.185	28.890	39.156	33.139	234.7	8:25.563	5	1:41.027	28.747	39.072	33.208	242.6	8:25.784
6	1:40.387	29.258	38.531	32.598	231.7	10:05.950	6	1:39.109	28.844	37.873	32.392	237.3	10:04.893
7	1:39.380	28.567	38.084	32.729	235.8	11:45.330	7	1:39.266	28.786	37.813	32.667	235.2	11:44.159
8	1:39.364	28.521	38.166	32.677	236.8	13:24.694	8	1:39.197	28.668	37.968	32.561	234.7	13:23.356
9	1:39.345	28.578	38.181	32.586	236.3	15:04.039	9	1:38.977	28.514	37.862	32.601	234.7	15:02.333
10	1:39.383	28.603	38.164	32.616	235.2	16:43.422	10	1:38.979	28.507	37.821	32.651	234.7	16:41.312
11	1:39.439	28.607	38.107	32.725	235.2	18:22.861	11	1:39.027	28.461	38.057	32.509	235.2	18:20.339
12	1:39.746	28.695	38.305	32.746	234.7	20:02.607	12	1:38.791	28.540	37.763	32.488	233.7	19:59.130
13	1:39.744	28.670	38.210	32.864	234.2	21:42.351	13	1:39.133	28.551	37.996	32.586	233.2	21:38.263
14	1:39.885	28.742	38.227	32.916	233.7	23:22.236	14	1:38.941	28.610	37.767	32.564	233.7	23:17.204
15	1:39.664	28.740	38.104	32.820	232.7	25:01.900	15	1:39.046	28.512	37.869	32.665	233.2	24:56.250
16	1:39.648	28.778	38.283	32.587	233.2	26:41.548	16	1:39.027	28.595	37.818	32.614	233.2	26:35.277
17	1:39.954	28.878	38.359	32.717	231.7	28:21.502	17	1:39.162	28.604	37.815	32.743	232.7	28:14.439
18	1:39.873	28.627	38.278	32.968	233.2	30:01.375	18	1:39.342	28.659	37.922	32.761	232.7	29:53.781





Circuit de Barcelona
Euroformula Open
Race - 1
Lap Analysis



96

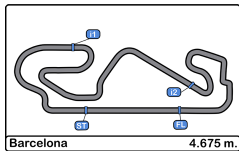
Oliver Goethe

Dallara F320 Spiess

Team Motopark

Lap	D	Time	Sector 1	Sector 2	Sector 3	T. Spd	Elapsed
1		1:42.332	32.274	37.775	32.283	203.3	1:42.332
2		1:38.748	28.827	37.593	32.328	231.2	3:21.080
3		1:38.693	28.755	37.670	32.268	231.7	4:59.773
4		1:38.772	28.710	37.771	32.291	231.7	6:38.545
5		1:38.768	28.685	37.718	32.365	232.2	8:17.313
6		1:38.685	28.670	37.728	32.287	232.7	9:55.998
7		1:38.594	28.603	37.651	32.340	232.2	11:34.592
8		1:38.539	28.599	37.695	32.245	233.2	13:13.131
9		1:38.876	28.691	37.779	32.406	233.2	14:52.007
10		1:38.358	28.577	37.500	32.281	233.2	16:30.365
11		1:38.693	28.626	37.710	32.357	233.2	18:09.058
12		1:39.096	28.590	37.836	32.670	232.7	19:48.154
13		1:39.161	28.688	37.847	32.626	232.2	21:27.315
14		1:38.890	28.725	37.752	32.413	232.2	23:06.205
15		1:38.742	28.646	37.624	32.472	232.2	24:44.947
16		1:39.007	28.697	37.818	32.492	232.7	26:23.954
17		1:38.944	28.661	37.785	32.498	231.7	28:02.898
18		1:39.049	28.726	37.784	32.539	232.2	29:41.947





Circuit de Barcelona

Euroformula Open

Race - 1

Analysis by Lap



Barcelona 4.675 m.

Num	Lap Time	Gap
Lap 1		
96	1:42.332	
71	1:43.745	01.413
84	1:44.656	02.324
78	1:45.850	03.518
12	1:46.521	04.189
69	1:46.722	04.390
24	1:47.827	05.495
7	1:50.401	08.069
21	2:20.847	38.515

Num	Lap Time	Gap
Lap 2		
96	1:38.748	
71	1:40.227	02.892
84	1:39.816	03.392
78	1:39.885	04.655
69	1:39.889	05.531
12	1:40.773	06.214
24	1:40.803	07.550
7	1:43.698	13.019

Num	Lap Time	Gap
Lap 3		
96	1:38.693	
71	1:39.997	04.196
84	1:39.912	04.611
78	1:39.825	05.787
69	1:39.691	06.529
12	1:39.507	07.028
24	1:40.139	08.996
21	2:51.861	1 Lap
7	1:43.378	17.704

Num	Lap Time	Gap
Lap 4		
96	1:38.772	
71	1:40.409	05.833
84	1:40.373	06.212
78	1:39.925	06.940
69	1:39.602	07.359
12	1:39.541	07.797
24	1:40.226	10.450
21	1:39.036	1 Lap
7	1:43.129	22.061

Num	Lap Time	Gap
Lap 5		
96	1:38.768	
71	1:41.185	08.250
84	1:41.027	08.471
78	1:40.797	08.969
12	1:40.435	09.464
69	1:41.318	09.909
24	1:40.370	12.052
21	1:39.151	1 Lap
7	1:42.992	26.285

Num	Lap Time	Gap
Lap 6		
96	1:38.685	
84	1:39.109	08.895
71	1:40.387	09.952
78	1:40.247	10.531
12	1:40.251	11.030
69	1:40.227	11.451
24	1:40.576	13.943
21	1:39.535	1 Lap
7	1:43.243	30.843

Num	Lap Time	Gap
Lap 7		
96	1:38.594	
84	1:39.266	09.567
71	1:39.380	10.738
78	1:39.565	11.502
12	1:39.619	12.055
69	1:39.717	12.574
24	1:40.277	15.626
21	1:40.047	1 Lap
7	1:43.165	35.414

Num	Lap Time	Gap
Lap 8		
96	1:38.539	
84	1:39.197	10.225
71	1:39.364	11.563
78	1:39.702	12.665
12	1:39.610	13.126
69	1:39.756	13.791
21	1:39.218	1 Lap
24	1:41.620	18.707
7	1:43.052	39.927

Num	Lap Time	Gap
Lap 9		
96	1:38.876	
84	1:38.977	10.326
71	1:39.345	12.032
78	1:39.340	13.129
12	1:39.594	13.844
69	1:39.743	14.658
21	1:38.914	1 Lap
24	1:39.724	19.555
7	1:42.751	43.802

Num	Lap Time	Gap
Lap 10		
96	1:38.358	
84	1:38.979	10.947
71	1:39.383	13.057
78	1:39.265	14.036
12	1:39.354	14.840
69	1:39.584	15.884
21	1:39.099	1 Lap
24	1:39.924	21.121
7	1:42.518	47.962

Num	Lap Time	Gap
Lap 11		
96	1:38.693	
84	1:39.027	11.281
71	1:39.439	13.803
78	1:39.566	14.909
12	1:39.281	15.428
69	1:39.313	16.504
21	1:38.919	1 Lap
24	1:40.198	22.626
7	1:42.851	52.120

Num	Lap Time	Gap
Lap 12		
96	1:39.096	
84	1:38.791	10.976
71	1:39.746	14.453
78	1:39.402	15.215
12	1:39.591	15.923
69	1:39.297	16.705
21	1:39.017	1 Lap
24	1:40.225	23.755
7	1:42.698	55.722

Num	Lap Time	Gap
Lap 13		
96	1:39.161	
84	1:39.133	10.948
71	1:39.744	15.036
78	1:39.568	15.622
12	1:39.477	16.239
69	1:39.675	17.219
21	1:39.804	1 Lap
24	1:39.978	24.572
7	1:43.065	59.626

Num	Lap Time	Gap
Lap 14		
96	1:38.890	
84	1:38.941	10.999
71	1:39.885	16.031
12	1:39.761	17.110
78	1:41.169	17.901
69	1:39.954	18.283
21	1:39.502	1 Lap
24	1:39.921	25.603
7	1:42.537	1:03.273

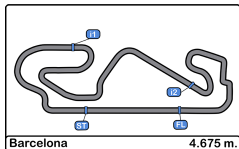
Num	Lap Time	Gap
Lap 15		
96	1:38.742	
84	1:39.046	11.303
71	1:39.664	16.953
12	1:39.627	17.995
78	1:40.076	19.235
69	1:40.223	19.764
21	1:40.479	1 Lap
24	1:39.807	26.668
7	1:43.454	1:07.985

Num	Lap Time	Gap
Lap 16		
96	1:39.007	
84	1:39.027	11.323
71	1:39.648	17.594
12	1:39.483	18.471
78	1:39.753	19.981
69	1:39.842	20.599
21	1:39.876	1 Lap
24	1:39.869	27.530
7	1:43.348	1:12.326

Num	Lap Time	Gap
Lap 17		
96	1:38.944	
84	1:39.162	11.541
71	1:39.954	18.604
12	1:39.844	19.371
78	1:39.977	21.014
21	1:39.906	1 Lap
69	1:44.029	25.684
24	1:40.452	29.038
7	1:43.529	1:16.911

Num	Lap Time	Gap
Lap 18		
96	1:39.049	
84	1:39.342	11.834
71	1:39.873	19.428
12	1:39.627	19.949
78	1:40.154	22.119
21	1:39.444	1 Lap
69	1:39.362	25.997
24	1:40.565	30.554
7	1:43.801	1:21.663



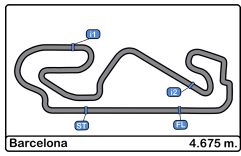


Circuit de Barcelona
Euroformula Open
Race - 1
Best Sectors Results



Sector - 1			Sector - 2			Sector - 3			Ideal Lap vs Best Lap						
Clas	Nº	Driver	Time	Nº	Driver	Time	Nº	Driver	Time	Clas	Nº	Driver	Ideal Lap	Best Lap	Clas
1	12	Ayrton Simmons	28.428	96	Oliver Goethe	37.500	96	Oliver Goethe	32.245	1	96	Oliver Goethe	1:38.322	1:38.358	1
2	69	Vladislav Lomko	28.458	84	Francesco Simonazzi	37.763	84	Francesco Simonazzi	32.392	2	84	Francesco Simonazzi	1:38.616	1:38.791	2
3	84	Francesco Simonazzi	28.461	12	Ayrton Simmons	37.814	21	Josh Mason	32.443	3	21	Josh Mason	1:38.818	1:38.914	3
4	78	Frederick Lubin	28.485	21	Josh Mason	37.826	71	Christian Mansell	32.586	4	12	Ayrton Simmons	1:38.973	1:39.281	5
5	71	Christian Mansell	28.521	24	Alex García	37.887	69	Vladislav Lomko	32.678	5	69	Vladislav Lomko	1:39.133	1:39.297	6
6	21	Josh Mason	28.549	78	Frederick Lubin	37.980	24	Alex García	32.701	6	71	Christian Mansell	1:39.191	1:39.345	7
7	96	Oliver Goethe	28.577	69	Vladislav Lomko	37.997	12	Ayrton Simmons	32.731	7	78	Frederick Lubin	1:39.197	1:39.265	4
8	24	Alex García	28.668	71	Christian Mansell	38.084	78	Frederick Lubin	32.732	8	24	Alex García	1:39.256	1:39.724	8
9	7	Vladimir Netušil	29.352	7	Vladimir Netušil	39.123	7	Vladimir Netušil	33.778	9	7	Vladimir Netušil	1:42.253	1:42.518	9



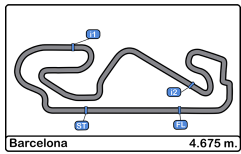


Circuit de Barcelona
Euroformula Open
Race - 1
Leader Sequence



Nº	Driver	Nat	Cat	Clas	Team	Nat	Vehicle	Start Lap	End Lap	Laps	Total Laps
96	Oliver Goethe	DNK			Team Motopark	DEU	Dallara F320 Spiess	1	18	18	18



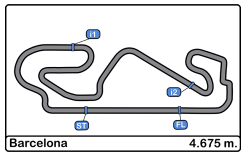


Circuit de Barcelona
Euroformula Open
Race - 1
Best 5 Lap Times



Cls	Nº	Driver	Nat	Cat	Cls	Team	Nat	Vehicle	Best 1		Best 2		Best 3		Best 4		Best 5	
									Time	Lap	Time	Lap	Time	Lap	Time	Lap	Time	Lap
1	96	Oliver Goethe	DNK			Team Motopark	DEU	Dallara F320 Spiess	1:38.358	10	1:38.539	8	1:38.594	7	1:38.685	6	1:38.693	3
2	84	Francesco	ITA	R	1	BVM Racing	ITA	Dallara F320 Spiess	1:38.791	12	1:38.941	14	1:38.977	9	1:38.979	10	1:39.027	11
3	21	Josh Mason	GBR			Cryptotower Racing Team	JPN	Dallara F320 Spiess	1:38.914	8	1:38.919	10	1:39.017	11	1:39.036	3	1:39.099	9
4	78	Frederick Lubin	GBR			Team Motopark	DEU	Dallara F320 Spiess	1:39.265	10	1:39.340	9	1:39.402	12	1:39.565	7	1:39.566	11
5	12	Ayrton Simmons	GBR			Drivex	ESP	Dallara F320 HWA	1:39.281	11	1:39.354	10	1:39.477	13	1:39.483	16	1:39.507	3
6	69	Vladislav Lomko	POL	R	2	Cryptotower Racing Team	JPN	Dallara F320 Spiess	1:39.297	12	1:39.313	11	1:39.362	18	1:39.584	10	1:39.602	4
7	71	Christian Mansell	AUS			Cryptotower Racing Team	JPN	Dallara F320 Spiess	1:39.345	9	1:39.364	8	1:39.380	7	1:39.383	10	1:39.439	11
8	24	Alex García	MEX	R	3	Team Motopark	DEU	Dallara F320 Spiess	1:39.724	9	1:39.807	15	1:39.869	16	1:39.921	14	1:39.924	10
9	7	Vladimir Netušil	CZE			Effective Racing	CZE	Dallara F320 HWA	1:42.518	10	1:42.537	14	1:42.698	12	1:42.751	9	1:42.851	11



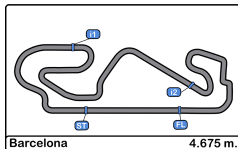


Circuit de Barcelona
Euroformula Open
Race - 1
Best 5 Top Speeds



Clas	Nº	Driver	Nat	Cat	Cls	Team	Nat	Vehicle	Top 1		Top 2		Top 3		Top 4		Top 5		Avg
									Km/h	Lap	Km/h	Lap	Km/h	Lap	Km/h	Lap	Km/h	Lap	
1	12	Ayrton Simmons				Drivex		Dallara F320 HWA	242.6	5	242.1	9	241.6	6	241.6	12	241.0	8	241.8
2	84	Francesco Simonazzi		R	1	BVM Racing		Dallara F320 Spiess	242.6	5	242.1	4	239.4	3	237.3	6	236.3	2	239.6
3	21	Josh Mason				Cryptotower Racing Team		Dallara F320 Spiess	241.6	7	239.4	6	238.4	14	236.8	10	236.8	11	238.6
4	69	Vladislav Lomko		R	2	Cryptotower Racing Team		Dallara F320 Spiess	241.6	7	241.6	15	240.5	5	240.5	8	240.0	16	240.8
5	78	Frederick Lubin				Team Motopark		Dallara F320 Spiess	239.4	7	238.9	6	238.4	8	237.8	5	237.8	9	238.5
6	24	Alex García		R	3	Team Motopark		Dallara F320 Spiess	236.8	5	236.3	2	236.3	3	236.3	4	236.3	8	236.4
7	71	Christian Mansell				Cryptotower Racing Team		Dallara F320 Spiess	236.8	8	236.3	9	235.8	7	235.2	10	235.2	11	235.9
8	96	Oliver Goethe				Team Motopark		Dallara F320 Spiess	233.2	8	233.2	9	233.2	10	233.2	11	232.7	6	233.1
9	7	Vladimir Netušil				Effective Racing		Dallara F320 HWA	232.2	2	232.2	5	232.2	8	231.7	3	231.7	6	232.0



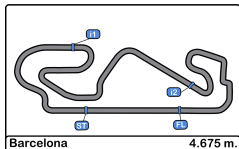


Circuito de Barcelona
Euroformula Open
Race - 1
Fastest Laps Sequence



Lap	Time of Day	Session Time	Nº	Driver	Nat	Cat	Team	Nat	Vehicle	Time	Km/h
2	16:56:16.901	3:20.901	96	Oliver Goethe		DNK	Team Motopark		DEU Dallara F320 Spiess	1:38.748	170.4
3	16:57:55.594	4:59.594	96	Oliver Goethe		DNK	Team Motopark		DEU Dallara F320 Spiess	1:38.693	170.5
6	17:02:51.819	9:55.819	96	Oliver Goethe		DNK	Team Motopark		DEU Dallara F320 Spiess	1:38.685	170.5
7	17:04:30.413	11:34.413	96	Oliver Goethe		DNK	Team Motopark		DEU Dallara F320 Spiess	1:38.594	170.7
8	17:06:08.952	13:12.952	96	Oliver Goethe		DNK	Team Motopark		DEU Dallara F320 Spiess	1:38.539	170.7
10	17:09:26.186	16:30.186	96	Oliver Goethe		DNK	Team Motopark		DEU Dallara F320 Spiess	1:38.358	171.1





Circuit de Barcelona

Euroformula Open

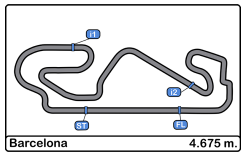
Race - 1

Event Best Maximum Speed



Nº	Driver	Nat	Cat	Clas	Team	Nat	Vehicle	Km/h	Session	
84	Francesco Simonazzi		ITA	R	1	BVM Racing		Dallara F320 Spiess	242.6	Race - 1
12	Ayrton Simmons		GBR		Drivex		Dallara F320 HWA	242.6	Race - 1	
21	Josh Mason		GBR		Cryptotower Racing Team		Dallara F320 Spiess	241.6	Race - 1	
69	Vladislav Lomko		FRA	R	2	Cryptotower Racing Team		Dallara F320 Spiess	241.6	Race - 1
78	Frederick Lubin		GBR		Team Motopark		Dallara F320 Spiess	240.0	Free Practice - 1	
24	Alex García		MEX	R	3	Team Motopark		Dallara F320 Spiess	238.4	Private test
96	Oliver Goethe		DNK		Team Motopark		Dallara F320 Spiess	236.8	Free Practice - 1	
71	Christian Mansell		AUS		Cryptotower Racing Team		Dallara F320 Spiess	236.8	Race - 1	
7	Vladimir Netušil		CZE		Effective Racing		Dallara F320 HWA	235.2	Private test	





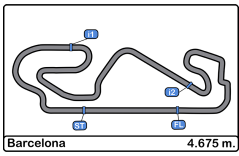
Circuit de Barcelona
Euroformula Open
Race - 1
Lap Chart



LAP

Nr	Pos	Grid	1	2	3	4	5	6	7	8	9	10	11	12	13	14	15	16	17	18
96	1	96	96	96	96	96	96	96	96	96	96	96	96	96	96	96	96	96	96	96
21	2	21	71	71	71	71	71	84	84	84	84	84	84	84	84	84	84	84	84	84
71	3	71	84	84	84	84	84	71	71	71	71	71	71	71	71	71	71	71	71	71
84	4	84	78	78	78	78	78	78	78	78	78	78	78	78	78	12	12	12	12	12
78	5	78	12	69	69	69	12	12	12	12	12	12	12	12	12	78	78	78	78	78
69	6	69	69	12	12	12	69	69	69	69	69	69	69	69	69	69	69	69	69	69
24	7	24	24	24	24	24	24	24	24	24	24	24	24	24	24	24	24	24	24	24
7	8	7	7	7	7	7	7	7	7	7	7	7	7	7	7	7	7	7	7	7
12	9	12	21	21	21	21	21	21	21	21	21	21	21	21	21	21	21	21	21	21

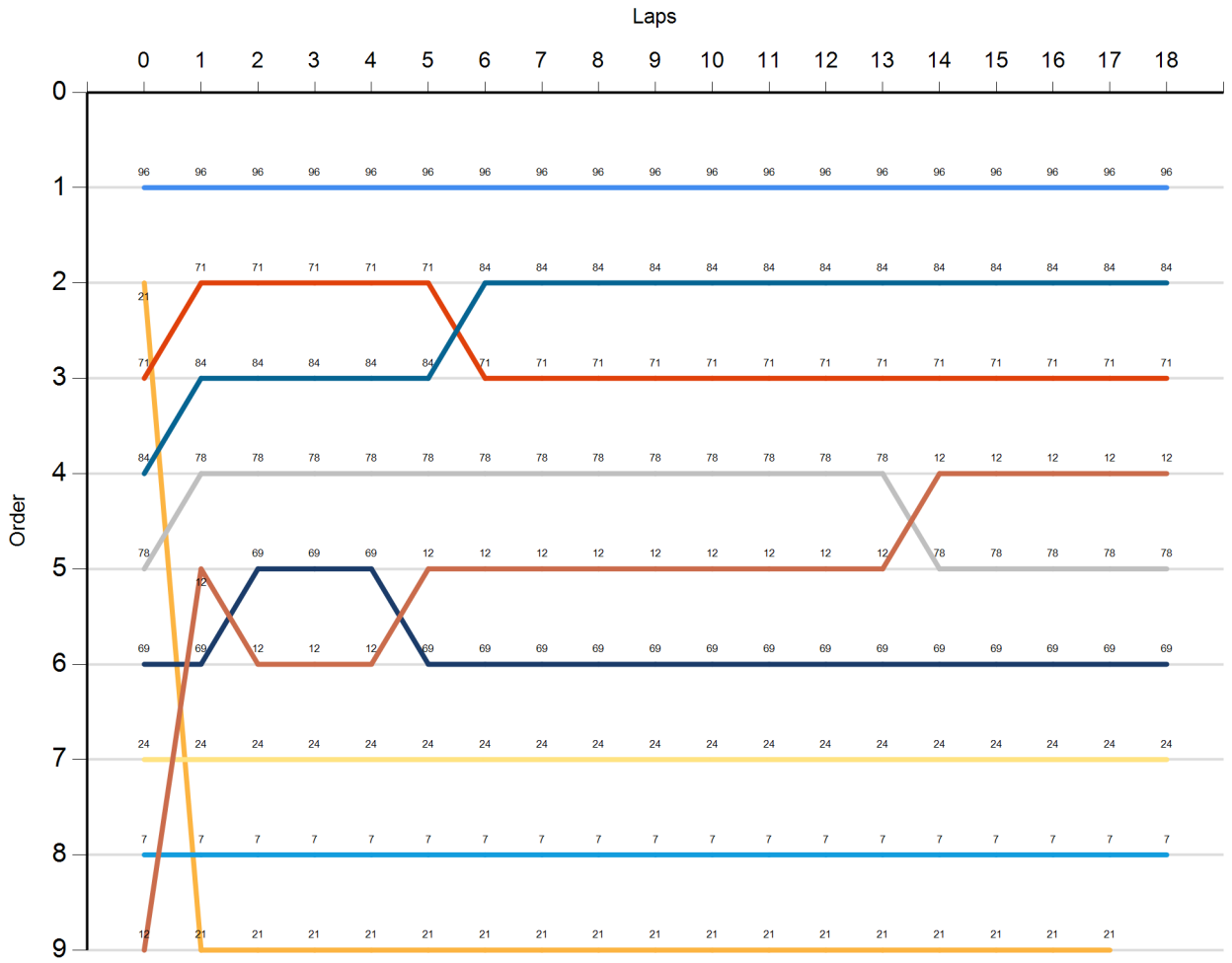


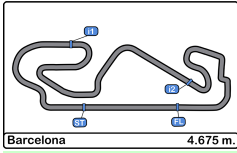


Circuit de Barcelona
Euroformula Open
Race - 1
Graphic Lap Chart



- 96
- 21
- 71
- 84
- 78
- 69
- 24
- 7
- 12



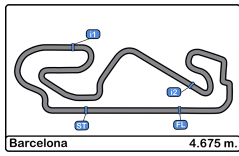


Circuit de Barcelona
Euroformula Open
Race - 1
Pit Stop Analysis

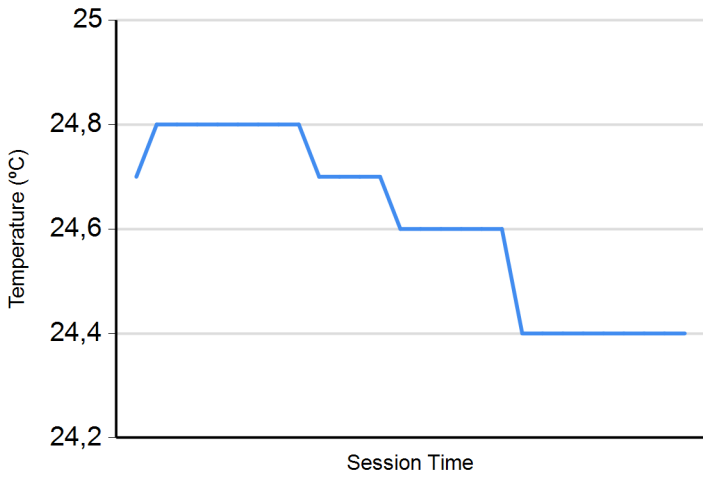


Nr.	In Day Time	Driver	Nat	Cat	Team	Nat	Vehicle	In Time	Stop N°	Pit Time	Handicap	Dif.
21	16:55:13.577	Josh Mason			Cryptotower Racing Team		Dallara F320 Spiess	2:17.756	1	1:15.302		

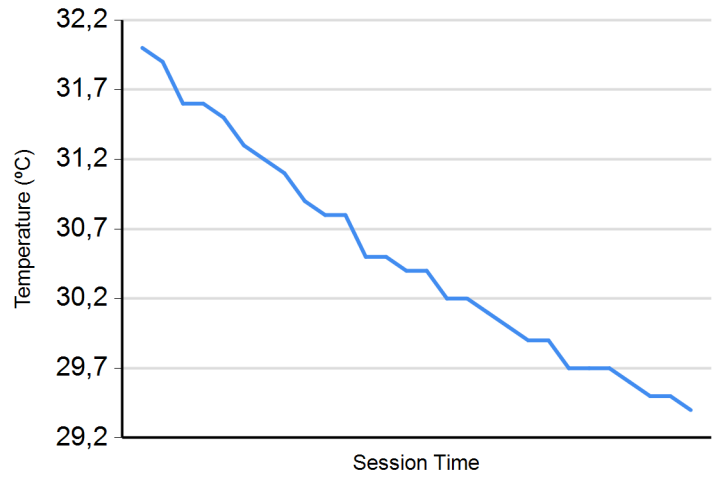




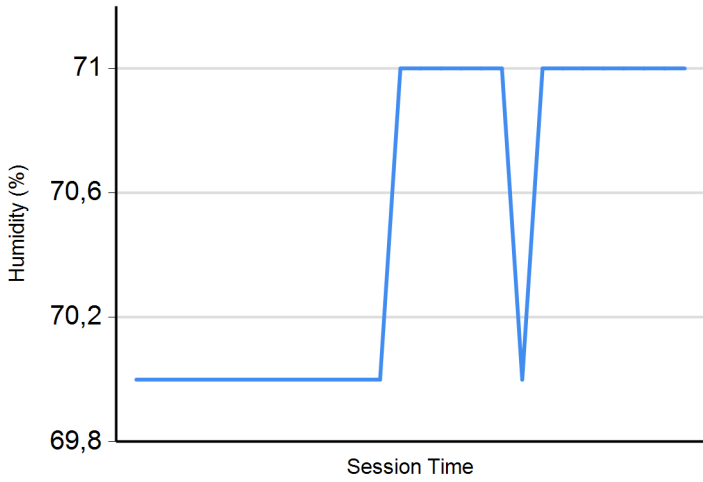
Air Temperature



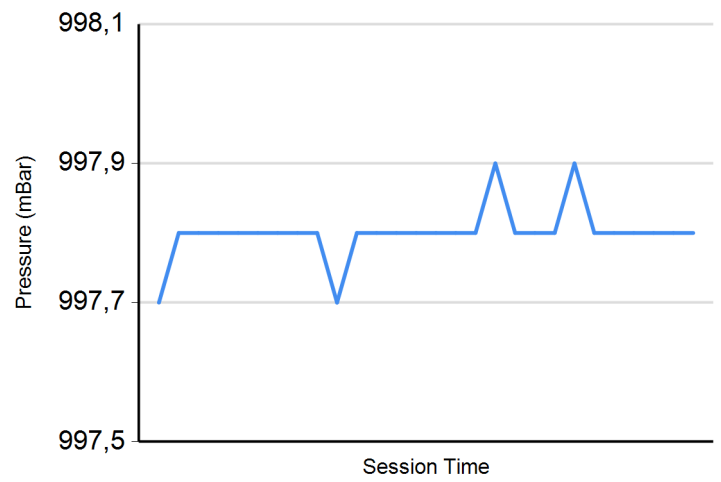
Track Temperature



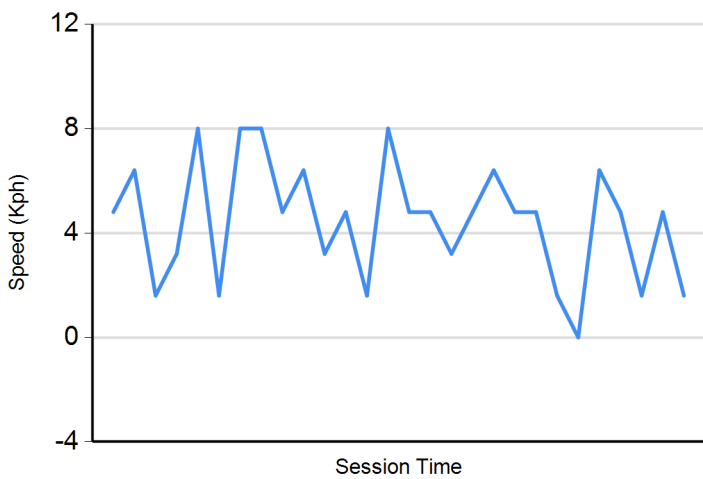
Humidity



Pressure



Wind Speed



Wind direction

North = 0°/360° Est = 90° South = 180° West = 270°

