

Autodromo Int. do Algarve
Euroformula Open
Free Practice - 2
Provisional Results



Autodromo do Algarve 4.653 m.

Clas	Nº	Driver	Nat	Cat	Clas	Team	Nat	Vehicle	Laps	Best	Time	Gap	Interval	Km/h
1	77	Tim Tramnitz				CryptoTower Racing Team		Dallara F320 Spiess	16	8	1:36.902			172.8
2	15	Enzo Trulli				CryptoTower Racing Team		Dallara F320 Spiess	20	9	1:37.103	0.201	0.201	172.5
3	23	Bryce Aron				Team Motopark		Dallara F320 Spiess	20	8	1:37.117	0.215	0.014	172.4
4	84	Francesco Simonazzi				BVM Racing		Dallara F320 Spiess	21	18	1:37.267	0.365	0.150	172.2
5	19	Noel Leon				Team Motopark		Dallara F320 Spiess	15	11	1:37.277	0.375	0.010	172.1
6	26	Jakob Bergmeister		R	1	Team Motopark		Dallara F320 Spiess	20	19	1:37.354	0.452	0.077	172.0
7	73	Cian Shields				Team Motopark		Dallara F320 Spiess	14	9	1:37.378	0.476	0.024	172.0
8	10	Juju Noda		R	2	Noda Racing		Dallara F320 Spiess	17	15	1:37.549	0.647	0.171	171.7
9	212	Paolo Brajnik		GC	1	NV Racing		Dallara F320 Spiess	19	10	1:39.018	2.116	1.469	169.1
10	7	Vladimir Netusil		GC	2	Effective Racing		Dallara F320 HWA	1	1	14:48:47.327	14:47:10.	14:47:08.	00.0

*** PENALTIES**

- CAR 19 TIME 1:37.900 DELETED TRACK LIMITS AT T 1
- CAR 23 TIME 1:37.717 DELETED TRACK LIMITS AT T 1
- CAR 73 TIME 1:38.352 DELETED TRACK LIMITS AT T 5
- CAR 23 TIME 1:37.589 DELETED TRACK LIMITS AT T 1
- CAR 10 TIME 1:48.426 DELETED TRACK LIMITS AT T 1
- CAR 15 TIME 1:37.911 DELETED TRACK LIMITS AT T 1
- CAR 212 TIME 1:41.017 DELETED TRACK LIMITS AT T 5
- CAR 77 TIME 1:37.475 DELETED TRACK LIMITS AT T 5
- CAR 212 TIME 1:39.209 DELETED TRACK LIMITS AT T 5
- CAR 212 TIME 1:40.294 DELETED TRACK LIMITS AT T 5
- CAR 10 TIME 1:39.414 DELETED TRACK LIMITS AT T 1
- CAR 73 TIME 1:53.801 DELETED TRACK LIMITS AT T 5
- CAR 15 TIME 1:37.133 DELETED TRACK LIMITS AT T 5

Published at:.....

Track Temp: 41.7 °C Air Temp: 22.1 °C Humidity: 40 % Track Status: DRY

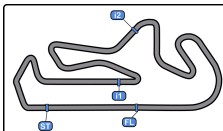
Race Director:

Neus Santamaría Sanromà
 DPB-0819-ESP/CAT

Timekeeper:

Luis Angel García Nuñez
 JOB-1605-ESP/M





Autodromo Int. do Algarve

Euroformula Open

Free Practice - 2

Provisional Results by Category



Autodromo do Algarve 4.653 m.

Clas	Nº	Driver	Nat	Cat	Clas	Team	Nat	Vehicle	Laps	Best	Time	Gap	Interval	Km/h
1	77	Tim Tramnitz				CryptoTower Racing Team		Dallara F320 Spiess	16	8	1:36.902			172.8
2	15	Enzo Trulli				CryptoTower Racing Team		Dallara F320 Spiess	20	9	1:37.103	0.201	0.201	172.5
3	23	Bryce Aron				Team Motopark		Dallara F320 Spiess	20	8	1:37.117	0.215	0.014	172.4
4	84	Francesco Simonazzi				BVM Racing		Dallara F320 Spiess	21	18	1:37.267	0.365	0.150	172.2
5	19	Noel Leon				Team Motopark		Dallara F320 Spiess	15	11	1:37.277	0.375	0.010	172.1
6	73	Cian Shields				Team Motopark		Dallara F320 Spiess	14	9	1:37.378	0.476	0.101	172.0

Rookie

Clas	Nº	Driver	Nat	Cat	Clas	Team	Nat	Vehicle	Laps	Best	Time	Gap	Interval	Km/h
1	26	Jakob Bergmeister		R	1	Team Motopark		Dallara F320 Spiess	20	19	1:37.354			172.0
2	10	Juju Noda		R	2	Noda Racing		Dallara F320 Spiess	17	15	1:37.549	0.195	0.195	171.7

GC

Clas	Nº	Driver	Nat	Cat	Clas	Team	Nat	Vehicle	Laps	Best	Time	Gap	Interval	Km/h
1	212	Paolo Brajnik		GC	1	NV Racing		Dallara F320 Spiess	19	10	1:39.018			169.1
2	7	Vladimir Netusil		GC	2	Effective Racing		Dallara F320 HWA	1	1	14:48:47.327	14:47:08.	14:47:08.	00.0

* PENALTIES

- CAR 19 TIME 1:37.900 DELETED TRACK LIMITS AT T 1
- CAR 23 TIME 1:37.717 DELETED TRACK LIMITS AT T 1
- CAR 73 TIME 1:38.352 DELETED TRACK LIMITS AT T 5
- CAR 23 TIME 1:37.589 DELETED TRACK LIMITS AT T 1
- CAR 10 TIME 1:48.426 DELETED TRACK LIMITS AT T 1
- CAR 15 TIME 1:37.911 DELETED TRACK LIMITS AT T 1
- CAR 212 TIME 1:41.017 DELETED TRACK LIMITS AT T 5
- CAR 77 TIME 1:37.475 DELETED TRACK LIMITS AT T 5
- CAR 212 TIME 1:39.209 DELETED TRACK LIMITS AT T 5
- CAR 212 TIME 1:40.294 DELETED TRACK LIMITS AT T 5
- CAR 10 TIME 1:39.414 DELETED TRACK LIMITS AT T 1
- CAR 73 TIME 1:53.801 DELETED TRACK LIMITS AT T 5
- CAR 15 TIME 1:37.133 DELETED TRACK LIMITS AT T 5

Published at:.....

Track Temp: 41.7 °C Air Temp: 22.1 °C Humidity: 40 % Track Status: DRY

Race Director:

Neus Santamaría Sanromà

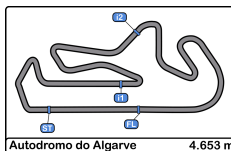
DPB-0819-ESP/CAT

Timekeeper:

Luis Angel García Nuñez

JOB-1605-ESP/M





Autodromo Int. do Algarve
Euroformula Open
Free Practice - 2
Lap Analysis



7 Vladimir Netusil Dallara F320 HWA **19** Noel Leon Dallara F320 Spiess

GC Effective Racing Team Motopark

Lap	D	Time	Sector 1	Sector 2	Sector 3	T. Spd	Elapsed	Lap	D	Time	Sector 1	Sector 2	Sector 3	T. Spd	Elapsed
1		14:48:47.327 P	14:47:09.844	41.926	55.557		14:48:47.327	1		14:48:59.234	14:47:47.887	34.164	37.183		14:48:59.234

10 Juju Noda Dallara F320 Spiess
 Rookie Noda Racing

Lap	D	Time	Sector 1	Sector 2	Sector 3	T. Spd	Elapsed	Lap	D	Time	Sector 1	Sector 2	Sector 3	T. Spd	Elapsed
1		14:48:26.504	14:47:12.109	36.481	37.914		14:48:26.504	2		1:43.303	32.909	33.809	36.585	232.2	14:50:42.537
2		1:51.051 P	33.052	33.868	44.131	236.3	14:50:17.555	3		1:44.636	33.020	33.717	37.899	232.2	14:52:27.173
3		2:26.190	1:16.762	32.865	36.563		14:52:43.745	4		1:37.900	31.335	31.237	35.328	247.1	14:54:05.073
4		1:39.708	31.898	31.704	36.106	238.4	14:54:23.453	5		1:37.543	31.002	30.996	35.545	243.7	14:55:42.616
5		1:38.954	31.791	31.322	35.841	239.4	14:56:02.407	6		1:37.670	31.049	31.158	35.463	242.6	14:57:20.286
6		1:38.493	31.579	31.169	35.745	240.5	14:57:40.900	7		1:37.895	31.286	31.001	35.608	243.2	14:58:58.181
7		1:48.426 P	31.493	31.120	45.813	241.0	14:59:29.326	8		1:37.548	31.157	31.001	35.390	243.7	15:00:35.729
8		13:29.935	12:14.625	37.572	37.738		15:12:59.261	9		1:37.634	31.117	31.072	35.445	243.7	15:02:13.363
9		1:45.376	34.496	34.028	36.852	235.2	15:14:44.637	10		1:37.490	31.055	31.087	35.348	244.3	15:03:50.853
10		1:39.414	31.982	31.375	36.057	237.3	15:16:24.051	11		1:37.277	30.984	30.881	35.412	244.8	15:05:28.130
11		1:38.243	31.502	30.923	35.818	241.0	15:18:02.294	12		1:44.104 P	31.039	30.953	42.112	244.3	15:07:12.234
12		1:45.954	31.421	33.792	40.741	243.2	15:19:48.248	13		6:13.033	4:56.575	32.370	44.088		15:13:25.267
13		1:38.062	31.381	31.122	35.559	242.1	15:21:26.310	14		1:49.479	31.108	42.376	35.995	240.0	15:15:14.746
14		1:37.921	31.348	30.920	35.653	241.0	15:23:04.231	15		1:46.301 P	31.091	33.589	41.621	241.6	15:17:01.047
15		1:37.549	31.096	30.751	35.702	241.6	15:24:41.780								
16		1:38.515	31.275	31.050	36.190	241.0	15:26:20.295								
17		1:55.130 P	35.018	33.399	46.713	190.4	15:28:15.425								

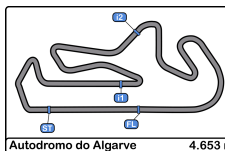
15 Enzo Trulli Dallara F320 Spiess
 CryptoTower Racing Team

Lap	D	Time	Sector 1	Sector 2	Sector 3	T. Spd	Elapsed	Lap	D	Time	Sector 1	Sector 2	Sector 3	T. Spd	Elapsed
1		14:49:43.729 P	14:48:26.283	33.260	44.186		14:49:43.729	1		14:49:16.618	14:48:05.553	33.926	37.139		14:49:16.618
2		2:40.247 P	1:23.529	32.300	44.418		14:52:23.976	2		1:41.479	32.815	32.128	36.536	221.3	14:50:58.097
3		2:33.991	1:27.166	31.208	35.617		14:54:57.967	3		1:38.847	31.689	31.189	35.969	241.0	14:52:36.944
4		1:37.790	31.076	30.979	35.735	244.8	14:56:35.757	4		1:37.717	30.940	31.149	35.628	243.7	14:54:14.661
5		1:37.459	31.082	30.996	35.381	244.3	14:58:13.216	5		1:37.763	31.167	30.919	35.677	244.8	14:55:52.424
6		1:37.434	31.029	30.962	35.443	244.3	14:59:50.650	6		1:44.064	33.155	33.427	37.482	244.8	14:57:36.488
7		1:37.914	31.185	31.447	35.279	246.5	15:01:28.561	7		1:37.589	31.157	30.772	35.660	243.2	14:59:14.077
8		1:37.341	30.998	30.938	35.405	243.7	15:03:05.902	8		1:37.117	30.985	30.677	35.455	244.3	15:00:51.194
9		1:37.103	30.968	30.738	35.397	243.7	15:04:43.005	9		1:37.594	30.991	31.046	35.557	244.3	15:02:28.788
10		1:37.261	31.030	30.801	35.430	244.8	15:06:20.266	10		1:42.222	33.628	32.293	36.301	238.4	15:04:11.010
11		1:37.556	31.026	30.827	35.703	244.3	15:07:57.822	11		1:37.914	31.105	31.094	35.715	243.2	15:05:48.924
12		1:37.341	30.970	30.970	35.401	243.7	15:09:35.163	12		1:37.581	31.073	30.912	35.596	243.2	15:07:26.505
13		1:37.258	30.992	30.934	35.332	243.7	15:11:12.421	13		1:37.715	31.177	31.046	35.492	243.7	15:09:04.220
14		1:47.830 P	33.390	31.305	43.135	243.2	15:13:00.251	14		1:43.948 P	31.227	31.107	41.614	243.7	15:10:48.168
15		7:06.719	6:00.319	31.110	35.290		15:20:06.970	15		9:03.967	7:56.062	31.964	35.941		15:19:52.135
16		1:37.226	31.078	30.822	35.326	244.3	15:21:44.196	16		1:38.358	31.275	31.326	35.757	243.7	15:21:30.493
17		1:37.147	31.006	30.827	35.314	243.7	15:23:21.343	17		1:38.047	31.193	31.062	35.792	243.7	15:23:08.540
18		1:37.133	30.941	30.783	35.409	244.8	15:24:58.476	18		1:37.968	31.198	31.000	35.770	245.4	15:24:46.508
19		1:37.196	30.966	30.888	35.342	244.3	15:26:35.672	19		1:38.602	31.408	31.073	36.121	247.1	15:26:25.110
20		1:50.176 P	30.921	30.850	48.405	245.4	15:28:25.848	20		1:54.105 P	31.379	33.135	49.591	246.5	15:28:19.215

23 Bryce Aron Dallara F320 Spiess
 Team Motopark

Lap	D	Time	Sector 1	Sector 2	Sector 3	T. Spd	Elapsed
1		14:49:16.618	14:48:05.553	33.926	37.139		14:49:16.618
2		1:41.479	32.815	32.128	36.536	221.3	14:50:58.097
3		1:38.847	31.689	31.189	35.969	241.0	14:52:36.944
4		1:37.717	30.940	31.149	35.628	243.7	14:54:14.661
5		1:37.763	31.167	30.919	35.677	244.8	14:55:52.424
6		1:44.064	33.155	33.427	37.482	244.8	14:57:36.488
7		1:37.589	31.157	30.772	35.660	243.2	14:59:14.077
8		1:37.117	30.985	30.677	35.455	244.3	15:00:51.194
9		1:37.594	30.991	31.046	35.557	244.3	15:02:28.788
10		1:42.222	33.628	32.293	36.301	238.4	15:04:11.010
11		1:37.914	31.105	31.094	35.715	243.2	15:05:48.924
12		1:37.581	31.073	30.912	35.596	243.2	15:07:26.505
13		1:37.715	31.177	31.046	35.492	243.7	15:09:04.220
14		1:43.948 P	31.227	31.107	41.614	243.7	15:10:48.168
15		9:03.967	7:56.062	31.964	35.941		15:19:52.135
16		1:38.358	31.275	31.326	35.757	243.7	15:21:30.493
17		1:38.047	31.193	31.062	35.792	243.7	15:23:08.540
18		1:37.968	31.198	31.000	35.770	245.4	15:24:46.508
19		1:38.602	31.408	31.073	36.121	247.1	15:26:25.110
20		1:54.105 P	31.379	33.135	49.591	246.5	15:28:19.215





Autodromo Int. do Algarve
Euroformula Open
Free Practice - 2
Lap Analysis



26 Jakob Bergmeister Dallara F320 Spiess **77** Tim Tramnitz Dallara F320 Spiess

Rookie

Team Motopark

CryptoTower Racing Team

Lap	D	Time	Sector 1	Sector 2	Sector 3	T. Spd	Elapsed	Lap	D	Time	Sector 1	Sector 2	Sector 3	T. Spd	Elapsed
1		14:49:04.446	14:47:52.467	34.098	37.881		14:49:04.446	1		14:50:01.461	14:48:45.255	35.648	40.558		14:50:01.461
2		1:42.074	33.038	32.584	36.452	232.2	14:50:46.520	2		1:46.508	34.636	34.082	37.790	214.7	14:51:47.969
3		1:40.191	31.934	31.826	36.431	242.6	14:52:26.711	3		1:39.306	32.079	31.496	35.731	232.2	14:53:27.275
4		1:41.400	33.777	31.478	36.145	242.6	14:54:08.111	4		1:37.652	31.107	31.067	35.478	242.1	14:55:04.927
5		1:39.122	31.314	31.272	36.536	244.8	14:55:47.233	5		1:37.380	31.005	30.886	35.489	243.7	14:56:42.307
6		1:43.726	35.772	31.978	35.976	243.2	14:57:30.959	6		1:37.164	31.059	30.801	35.304	244.8	14:58:19.471
7		1:38.260	31.371	31.092	35.797	244.3	14:59:09.219	7		1:37.029	31.010	30.819	35.200	246.5	14:59:56.500
8		1:38.287	31.285	31.348	35.654	243.2	15:00:47.506	8		1:36.902	30.884	30.775	35.243	244.3	15:01:33.402
9		1:38.496	31.303	31.073	36.120	244.3	15:02:26.002	9		1:37.475	31.000	30.984	35.491	246.0	15:03:10.877
10		1:54.800 P	37.299	33.736	43.765	244.3	15:04:20.802	10		1:37.738	31.027	31.452	35.259	248.2	15:04:48.615
11		8:43.195	7:29.531	35.492	38.172		15:13:03.997	11		1:36.961	30.921	30.753	35.287	245.4	15:06:25.576
12		1:43.075	33.928	32.708	36.439	218.1	15:14:47.072	12		1:44.134 P	31.072	31.491	41.571	244.8	15:08:09.710
13		1:42.617	33.504	33.042	36.071	243.7	15:16:29.689	13		6:31.879	5:24.801	31.675	35.403		15:14:41.589
14		1:37.793	31.196	30.906	35.691	244.3	15:18:07.482	14		1:37.513	31.176	30.856	35.481	241.6	15:16:19.102
15		1:38.001	31.002	31.137	35.862	244.8	15:19:45.483	15		1:37.483	30.964	31.001	35.518	242.6	15:17:56.585
16		1:37.494	31.205	30.975	35.314	245.4	15:21:22.977	16		1:44.271 P	31.383	31.374	41.514	235.2	15:19:40.856
17		1:37.362	31.026	30.845	35.491	246.0	15:23:00.339								
18		1:44.608	33.341	34.413	36.854	251.1	15:24:44.947								
19		1:37.354	31.092	30.822	35.440	246.0	15:26:22.301								
20		1:55.567 P	33.434	33.438	48.695	247.1	15:28:17.868								

84 Francesco Simonazzi Dallara F320 Spiess

BVM Racing

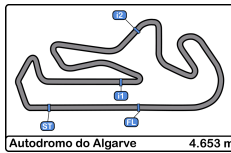
Lap	D	Time	Sector 1	Sector 2	Sector 3	T. Spd	Elapsed
1		14:48:30.791	14:47:08.809	41.819	40.163		14:48:30.791
2		1:59.285 P	37.680	34.471	47.134	188.1	14:50:30.076
3		2:39.326	1:29.089	33.169	37.068		14:53:09.402
4		1:44.042	34.245	33.223	36.574	215.1	14:54:53.444
5		1:44.245	33.419	32.589	38.237	225.4	14:56:37.689
6		1:40.942	32.749	32.055	36.138	234.7	14:58:18.631
7		1:48.581	35.542	35.664	37.375	243.2	15:00:07.212
8		1:38.418	31.174	31.659	35.585	241.0	15:01:45.630
9		1:43.815 P	31.141	30.994	41.680	244.3	15:03:29.445
10		6:57.489	5:47.416	33.562	36.511		15:10:26.934
11		1:38.391	31.615	30.979	35.797	238.4	15:12:05.325
12		1:37.436	31.110	30.790	35.536	241.6	15:13:42.761
13		1:37.887	31.331	30.952	35.604	243.2	15:15:20.648
14		1:37.471	31.059	30.825	35.587	243.7	15:16:58.119
15		10:17.836	9:01.789	36.937	39.110		15:15:54.064
16		1:38.677	31.549	31.293	35.835	240.5	15:17:32.741
17		1:37.732	31.179	31.099	35.454	242.6	15:19:10.473
18		1:53.804 P	31.119	35.873	46.809	243.2	15:21:04.274
19		1:51.491	31.977	38.259	41.255	244.3	15:25:33.551
20		1:37.373	31.148	30.832	35.393	242.6	15:27:10.924
21		1:44.365 P	31.049	30.947	42.369	244.8	15:28:55.289

73 Cian Shields Dallara F320 Spiess

Team Motopark

Lap	D	Time	Sector 1	Sector 2	Sector 3	T. Spd	Elapsed
1		14:50:03.128	14:48:41.523	39.867	41.738		14:50:03.128
2		1:51.232	35.514	35.317	40.401	218.6	14:51:54.360
3		1:45.920	33.778	33.153	38.989	231.2	14:53:40.280
4		1:38.352	31.383	31.278	35.691	242.1	14:55:18.632
5		1:38.135	31.344	31.102	35.689	243.7	14:56:56.767
6		1:52.109	34.888	37.201	40.020	244.3	14:58:48.876
7		1:38.106	31.431	31.218	35.457	242.1	15:00:26.982
8		1:37.540	31.185	30.827	35.528	243.2	15:02:04.522
9		1:37.378	31.076	30.920	35.382	244.3	15:03:41.900
10		1:54.328 P	35.152	33.512	45.664	230.2	15:05:36.228
11		10:17.836	9:01.789	36.937	39.110		15:15:54.064
12		1:38.677	31.549	31.293	35.835	240.5	15:17:32.741
13		1:37.732	31.179	31.099	35.454	242.6	15:19:10.473
14		1:53.804 P	31.119	35.873	46.809	243.2	15:21:04.274





Autodromo Int. do Algarve
Euroformula Open
Free Practice - 2
Lap Analysis



212

Paolo Brajnik

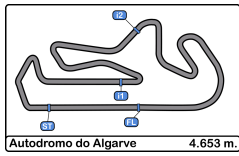
Dallara F320 Spiess

GC

NV Racing

Lap	D	Time	Sector 1	Sector 2	Sector 3	T. Spd	Elapsed
1		14:48:42.654 P	14:47:17.664	36.277	48.713		14:48:42.654
2		4:12.633	2:54.866	37.572	40.195		14:52:55.287
3		1:48.207	35.581	34.951	37.675	237.3	14:54:43.494
4		1:41.198	32.566	31.796	36.836	239.4	14:56:24.692
5		1:39.419	31.916	31.358	36.145	241.0	14:58:04.111
6		1:45.689	33.735	33.921	38.033	242.1	14:59:49.800
7		1:41.017	31.771	32.851	36.395	240.5	15:01:30.817
8		1:39.209	31.486	31.561	36.162	243.2	15:03:10.026
9		1:40.204	31.538	32.650	36.106	243.2	15:04:50.320
10		1:39.018	31.457	31.488	36.073	244.3	15:06:29.338
11		1:51.954 P	33.829	32.510	45.615	243.2	15:08:21.292
12		7:59.942	6:48.748	31.851	39.343		15:16:21.234
13		1:39.935	31.786	31.730	36.419	240.0	15:18:01.169
14		1:39.678	31.560	31.612	36.506	241.0	15:19:40.847
15		1:39.604	31.527	31.948	36.129	241.6	15:21:20.451
16		1:39.457	31.743	31.288	36.426	242.1	15:22:59.908
17		1:40.549	31.544	31.894	37.111	242.6	15:24:40.457
18		1:39.518	31.520	31.434	36.564	242.1	15:26:19.975
19		1:54.124 P	34.861	33.222	46.041	199.6	15:28:14.099



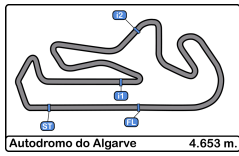


Autodromo Int. do Algarve
Euroformula Open
Free Practice - 2
Best Sectors Results



Sector - 1			Sector - 2			Sector - 3			Ideal Lap vs Best Lap						
Clas	Nº	Driver	Time	Nº	Driver	Time	Nº	Driver	Time	Clas	Nº	Driver	Ideal Lap	Best Lap	Clas
1	77	Tim Tramnitz	30.884	23	Bryce Aron	30.677	77	Tim Tramnitz	35.200	1	77	Tim Tramnitz	1:36.837	1:36.902	1
2	15	Enzo Trulli	30.921	15	Enzo Trulli	30.738	15	Enzo Trulli	35.279	2	15	Enzo Trulli	1:36.938	1:37.103	2
3	23	Bryce Aron	30.940	10	Juju Noda	30.751	26	Jakob Bergmeister	35.314	3	23	Bryce Aron	1:37.072	1:37.117	3
4	84	Francesco Simonazzi	30.947	77	Tim Tramnitz	30.753	19	Noel Leon	35.328	4	84	Francesco Simonazzi	1:37.130	1:37.267	4
5	19	Noel Leon	30.984	84	Francesco Simonazzi	30.790	73	Cian Shields	35.382	5	26	Jakob Bergmeister	1:37.138	1:37.354	6
6	26	Jakob Bergmeister	31.002	26	Jakob Bergmeister	30.822	84	Francesco Simonazzi	35.393	6	19	Noel Leon	1:37.193	1:37.277	5
7	73	Cian Shields	31.076	73	Cian Shields	30.827	23	Bryce Aron	35.455	7	73	Cian Shields	1:37.285	1:37.378	7
8	10	Juju Noda	31.096	19	Noel Leon	30.881	10	Juju Noda	35.559	8	10	Juju Noda	1:37.406	1:37.549	8
9	21	Paolo Brajnik	31.457	212	Paolo Brajnik	31.288	212	Paolo Brajnik	36.073	9	212	Paolo Brajnik	1:38.818	1:39.018	9
10	7	Vladimir Netusil	Transpo	7	Vladimir Netusil	41.926	7	Vladimir Netusil	55.557	10	7	Vladimir Netusil	Transpo	Transpo	10



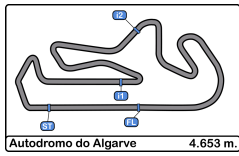


Autodromo Int. do Algarve
Euroformula Open
Free Practice - 2
Best 5 Lap Times



Cls	Nº	Driver	Nat	Cat	Cls	Team	Nat	Vehicle	Best 1		Best 2		Best 3		Best 4		Best 5	
									Time	Lap	Time	Lap	Time	Lap	Time	Lap	Time	Lap
1	77	Tim Tramnitz				CryptoTower Racing		Dallara F320 Spiess	1:36.902	8	1:36.961	11	1:37.029	7	1:37.164	6	1:37.380	5
2	15	Enzo Trulli		ITA		CryptoTower Racing		Dallara F320 Spiess	1:37.103	9	1:37.147	17	1:37.196	19	1:37.226	16	1:37.258	13
3	23	Bryce Aron		USA		Team Motopark		Dallara F320 Spiess	1:37.117	8	1:37.581	12	1:37.594	9	1:37.715	13	1:37.763	5
4	84	Francesco		ITA		BVM Racing		Dallara F320 Spiess	1:37.267	18	1:37.373	20	1:37.436	12	1:37.471	14	1:37.508	17
5	19	Noel Leon		MEX		Team Motopark		Dallara F320 Spiess	1:37.277	11	1:37.490	10	1:37.543	5	1:37.548	8	1:37.634	9
6	26	Jakob Bergmeister			R 1	Team Motopark		Dallara F320 Spiess	1:37.354	19	1:37.362	17	1:37.494	16	1:37.793	14	1:38.001	15
7	73	Cian Shields		GBR		Team Motopark		Dallara F320 Spiess	1:37.378	9	1:37.540	8	1:37.732	13	1:38.106	7	1:38.135	5
8	10	Juju Noda			R 2	Noda Racing		Dallara F320 Spiess	1:37.549	15	1:37.921	14	1:38.062	13	1:38.243	11	1:38.493	6
9	212	Paolo Brajnik			GC 1	NV Racing		Dallara F320 Spiess	1:39.018	10	1:39.419	5	1:39.457	16	1:39.518	18	1:39.604	15
10	7	Vladimir Netusil			GC 2	Effective Racing		Dallara F320 HWA										




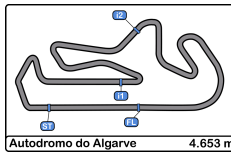


Autodromo Int. do Algarve
Euroformula Open
Free Practice - 2
Best 5 Top Speeds



Clas	Nº	Driver	Nat	Cat	Cls	Team	Nat	Vehicle	Top 1		Top 2		Top 3		Top 4		Top 5		Avg	
									Km/h	Lap	Km/h	Lap	Km/h	Lap	Km/h	Lap	Km/h	Lap		
1	26	Jakob Bergmeister		DEU	R	1	Team Motopark		Dallara F320 Spiess	251.1	18	247.1	20	246.0	17	246.0	19	245.4	16	247.1
2	77	Tim Tramnitz		DEU			CryptoTower Racing Team		Dallara F320 Spiess	248.2	10	246.5	7	246.0	9	245.4	11	244.8	6	246.2
3	19	Noel Leon		MEX			Team Motopark		Dallara F320 Spiess	247.1	4	244.8	11	244.3	10	244.3	12	243.7	5	244.9
4	23	Bryce Aron		USA			Team Motopark		Dallara F320 Spiess	247.1	19	246.5	20	245.4	18	244.8	5	244.8	6	245.7
5	15	Enzo Trulli		ITA			CryptoTower Racing Team		Dallara F320 Spiess	246.5	7	245.4	20	244.8	4	244.8	10	244.8	18	245.3
6	84	Francesco Simonazzi		ITA			BVM Racing		Dallara F320 Spiess	244.8	21	244.3	9	244.3	16	244.3	18	244.3	19	244.4
7	73	Cian Shields		GBR			Team Motopark		Dallara F320 Spiess	244.3	6	244.3	9	243.7	5	243.2	8	243.2	14	243.7
8	212	Paolo Brajnik		SRB	GC	1	NV Racing		Dallara F320 Spiess	244.3	10	243.2	8	243.2	9	243.2	11	242.6	17	243.3
9	10	Juju Noda		JPN	R	2	Noda Racing		Dallara F320 Spiess	243.2	12	242.1	13	241.6	15	241.0	7	241.0	11	241.8




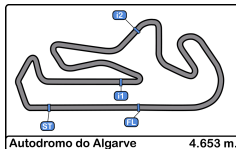


Autodromo Int. do Algarve
Euroformula Open
Free Practice - 2
Fastest Laps Sequence



Lap	Time of Day	Session Time	Nº Driver	Nat	Cat	Team	Nat	Vehicle	Time	Km/h
2	14:50:17.555	4:17.555	10 Juju Noda		JPN	R Noda Racing		JPN Dallara F320 Spiess	1:51.051	150.8
2	14:50:42.537	4:42.537	19 Noel Leon		MEX	Team Motopark		DEU Dallara F320 Spiess	1:43.303	162.1
2	14:50:46.520	4:46.520	26 Jakob Bergmeister		DEU	R Team Motopark		DEU Dallara F320 Spiess	1:42.074	164.1
2	14:50:58.097	4:58.097	23 Bryce Aron		USA	Team Motopark		DEU Dallara F320 Spiess	1:41.479	165.0
3	14:52:26.711	6:26.711	26 Jakob Bergmeister		DEU	R Team Motopark		DEU Dallara F320 Spiess	1:40.191	167.1
3	14:52:36.944	6:36.944	23 Bryce Aron		USA	Team Motopark		DEU Dallara F320 Spiess	1:38.847	169.4
4	14:55:04.927	9:04.927	77 Tim Tramnitz		DEU	CryptoTower Racing Team		JPN Dallara F320 Spiess	1:37.652	171.5
5	14:55:42.616	9:42.616	19 Noel Leon		MEX	Team Motopark		DEU Dallara F320 Spiess	1:37.543	171.7
5	14:56:42.307	10:42.307	77 Tim Tramnitz		DEU	CryptoTower Racing Team		JPN Dallara F320 Spiess	1:37.380	172.0
6	14:58:19.471	12:19.471	77 Tim Tramnitz		DEU	CryptoTower Racing Team		JPN Dallara F320 Spiess	1:37.164	172.3
7	14:59:56.500	13:56.500	77 Tim Tramnitz		DEU	CryptoTower Racing Team		JPN Dallara F320 Spiess	1:37.029	172.6
8	15:01:33.402	15:33.402	77 Tim Tramnitz		DEU	CryptoTower Racing Team		JPN Dallara F320 Spiess	1:36.902	172.8



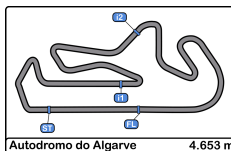


Autodromo Int. do Algarve
Euroformula Open
Free Practice - 2
Event Best Maximum Speed



Nº	Driver	Nat	Cat	Clas	Team	Nat	Vehicle	Km/h	Session
23	Bryce Aron	USA			Team Motopark	DEU	Dallara F320 Spiess	251.1	Private test - 2
26	Jakob Bergmeister	DEU	R	1	Team Motopark	DEU	Dallara F320 Spiess	251.1	Free Practice - 2
73	Cian Shields	GBR			Team Motopark	DEU	Dallara F320 Spiess	250.5	Private test - 2
84	Francesco Simonazzi	ITA			BVM Racing	ITA	Dallara F320 Spiess	248.2	Private test - 2
77	Tim Tramnitz	DEU			CryptoTower Racing Team	JPN	Dallara F320 Spiess	248.2	Free Practice - 2
7	Vladimir Netusil	CZE	GC	1	Effective Racing	CZE	Dallara F320 HWA	247.7	Free Practice - 1
19	Noel Leon	MEX			Team Motopark	DEU	Dallara F320 Spiess	247.1	Free Practice - 2
15	Enzo Trulli	ITA			CryptoTower Racing Team	JPN	Dallara F320 Spiess	246.5	Free Practice - 2
10	Juju Noda	JPN	R	2	Noda Racing	JPN	Dallara F320 Spiess	244.8	Private test - 1
212	Paolo Brajnik	SRB	GC	2	NV Racing	SRB	Dallara F320 Spiess	244.3	Free Practice - 2





Autodromo Int. do Algarve
Euroformula Open
Free Practice - 2
Pit Stop Analysis



10 Juju Noda Dallara F320 Spiess
Rookie Noda Racing

Nº	In Day Time	In Time	Out Time	Pit Time	T. Pit Time	Handicap	Diff.
1	14:50:13.364	14:50:13.364	14:51:02.697	49.333	49.333		
2	14:59:25.361	14:59:25.361	15:11:08.385	11:43.024	12:32.357		

15 Enzo Trulli Dallara F320 Spiess
CryptoTower Racing Team

Nº	In Day Time	In Time	Out Time	Pit Time	T. Pit Time	Handicap	Diff.
1	14:49:38.739	14:49:38.739	14:50:33.939	55.200	55.200		
2	14:52:18.954	14:52:18.954	14:53:20.640	1:01.686	1:56.886		
3	15:12:54.987	15:12:54.987	15:18:29.985	5:34.998	7:31.884		

19 Noel Leon Dallara F320 Spiess
Team Motopark

Nº	In Day Time	In Time	Out Time	Pit Time	T. Pit Time	Handicap	Diff.
1	15:07:07.729	15:07:07.729	15:11:35.100	4:27.371	4:27.371		

23 Bryce Aron Dallara F320 Spiess
Team Motopark

Nº	In Day Time	In Time	Out Time	Pit Time	T. Pit Time	Handicap	Diff.
1	15:10:43.670	15:10:43.670	15:18:14.886	7:31.216	7:31.216		

26 Jakob Bergmeister Dallara F320 Spiess
Rookie Team Motopark

Nº	In Day Time	In Time	Out Time	Pit Time	T. Pit Time	Handicap	Diff.
1	15:04:16.448	15:04:16.448	15:11:12.728	6:56.280	6:56.280		

73 Cian Shields Dallara F320 Spiess
Team Motopark

Nº	In Day Time	In Time	Out Time	Pit Time	T. Pit Time	Handicap	Diff.
1	15:05:31.999	15:05:31.999	15:13:56.051	8:24.052	8:24.052		

77 Tim Tramnitz Dallara F320 Spiess
CryptoTower Racing Team

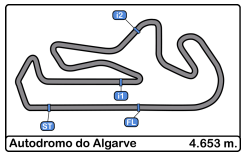
Nº	In Day Time	In Time	Out Time	Pit Time	T. Pit Time	Handicap	Diff.
1	15:08:05.364	15:08:05.364	15:13:01.514	4:56.150	4:56.150		

84 Francesco Simonazzi Dallara F320 Spiess
BVM Racing

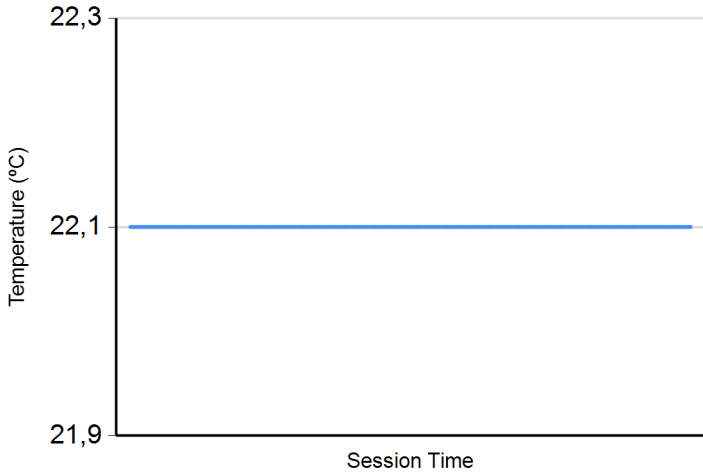
Nº	In Day Time	In Time	Out Time	Pit Time	T. Pit Time	Handicap	Diff.
1	14:50:25.347	14:50:25.347	14:51:28.472	1:03.125	1:03.125		
2	15:03:25.035	15:03:25.035	15:08:43.301	5:18.266	6:21.391		

212 Paolo Brajnik Dallara F320 Spiess
GC NV Racing

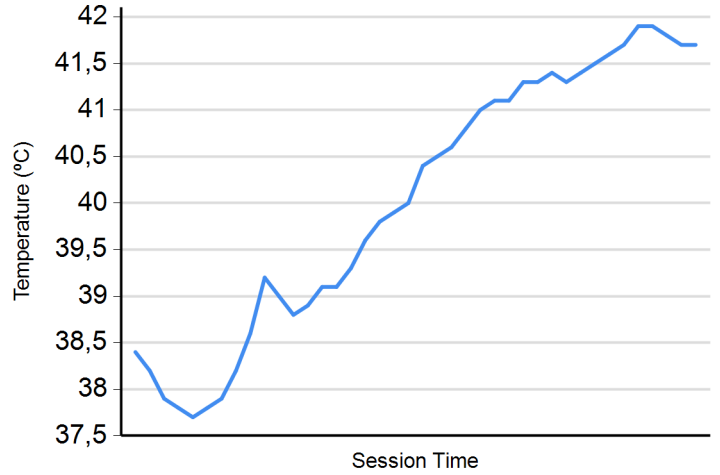
Nº	In Day Time	In Time	Out Time	Pit Time	T. Pit Time	Handicap	Diff.
1	14:48:37.797	14:48:37.797	14:50:58.133	2:20.336	2:20.336		
2	15:08:16.263	15:08:16.263	15:14:39.824	6:23.561	8:43.897		



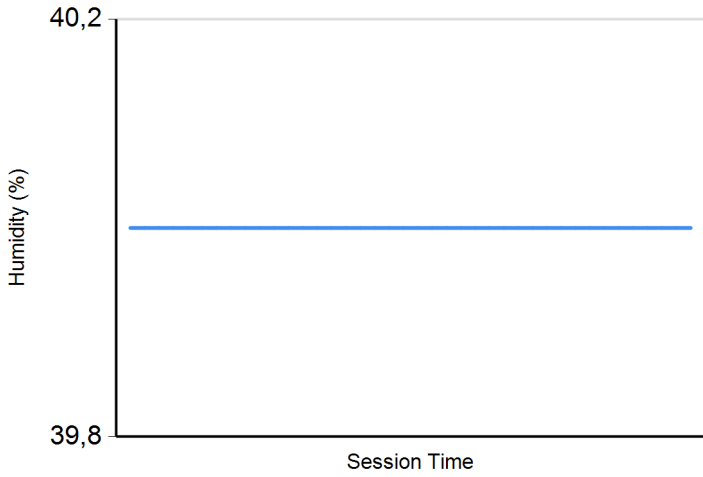
Air Temperature



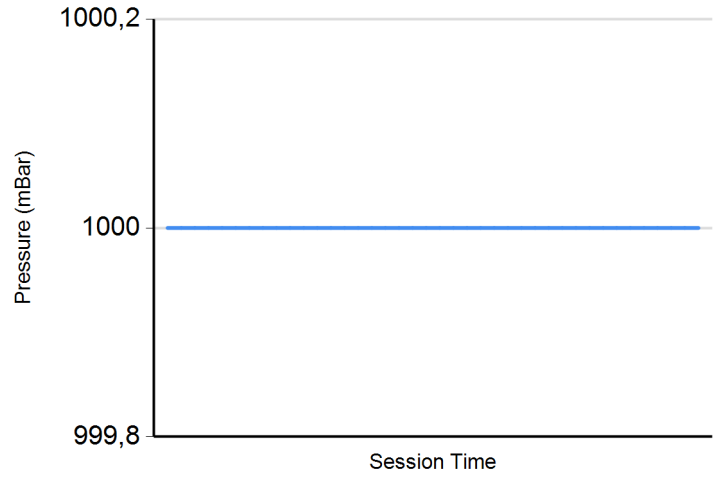
Track Temperature



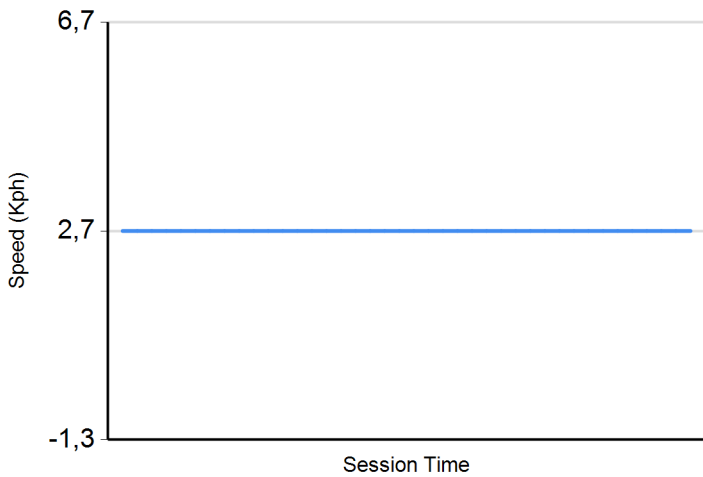
Humidity



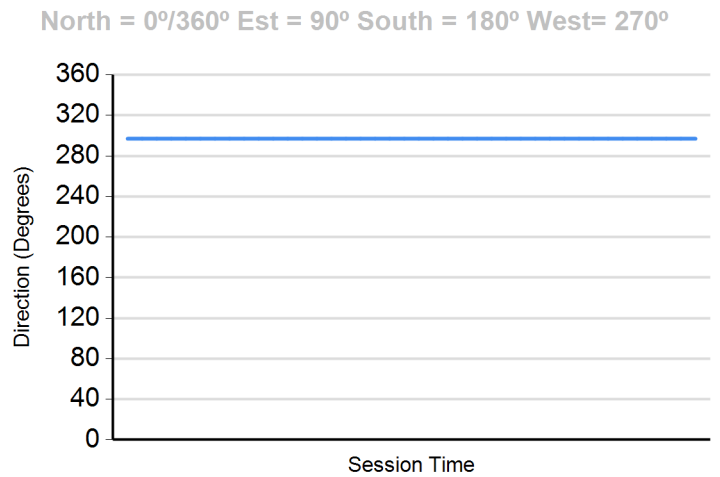
Pressure

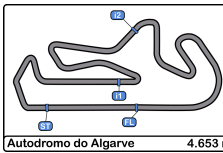


Wind Speed



Wind direction





Autodromo Int. do Algarve
Euroformula Open
Free Practice - 1 - 2
Combined Results



Cls	Nº	Driver	Nat	Cat	Clas	Team	Nat	Vehicle	Laps	FP1	FP2	Best	Gap	Interval	Km/h		
1	19	Noel Leon	MEX			Team Motopark	DEU	Dallara F320 Spiess	27	1:36.357	8	1:37.277	11	1:36.357	173.8		
2	77	Tim Tramnitz	DEU			CryptoTower Racing Team	JPN	Dallara F320 Spiess	33	1:36.728	9	1:36.902	8	1:36.728	0.371	0.371	173.1
3	84	Francesco Simonazzi	ITA			BVM Racing	ITA	Dallara F320 Spiess	38	1:36.866	16	1:37.267	18	1:36.866	0.509	0.138	172.9
4	15	Enzo Trulli	ITA			CryptoTower Racing Team	JPN	Dallara F320 Spiess	36	1:36.950	13	1:37.103	9	1:36.950	0.593	0.084	172.7
5	23	Bryce Aron	USA			Team Motopark	DEU	Dallara F320 Spiess	32	1:37.181	8	1:37.117	8	1:37.117	0.760	0.167	172.4
6	73	Cian Shields	GBR			Team Motopark	DEU	Dallara F320 Spiess	24	1:37.206	9	1:37.378	9	1:37.206	0.849	0.089	172.3
7	26	Jakob Bergmeister	DEU	R	1	Team Motopark	DEU	Dallara F320 Spiess	38	1:37.489	10	1:37.354	19	1:37.354	0.997	0.148	172.0
8	10	Juju Noda	JPN	R	2	Noda Racing	JPN	Dallara F320 Spiess	36	1:37.588	16	1:37.549	15	1:37.549	1.192	0.195	171.7
9	7	Vladimir Netusil	CZE	GC	1	Effective Racing	CZE	Dallara F320 HWA	22	1:38.840	18	14:48:47.	1	1:38.840	2.483	1.291	169.4
10	21	Paolo Brajnik	SRB	GC	2	NV Racing	SRB	Dallara F320 Spiess	28	1:41.848	6	1:39.018	10	1:39.018	2.661	0.178	169.1

*** PENALTIES**

- CAR 212 TIME 1:41.844 DELETED TRACK LIMITS AT T 5
- CAR 19 TIME 1:37.900 DELETED TRACK LIMITS AT T 1
- CAR 10 TIME 1:40.407 DELETED TRACK LIMITS AT T 5
- CAR 23 TIME 1:37.717 DELETED TRACK LIMITS AT T 1
- CAR 212 TIME 1:43.591 DELETED TRACK LIMITS AT T 5
- CAR 73 TIME 1:38.352 DELETED TRACK LIMITS AT T 5
- CAR 7 TIME 1:39.898 DELETED TRACK LIMITS AT T 5
- CAR 23 TIME 1:37.589 DELETED TRACK LIMITS AT T 1
- CAR 10 TIME 1:38.986 DELETED TRACK LIMITS AT T 5
- CAR 10 TIME 1:48.426 DELETED TRACK LIMITS AT T 1
- CAR 77 TIME 1:51.242 DELETED TRACK LIMITS AT T 5
- CAR 77 TIME 1:37.590 DELETED TRACK LIMITS AT T 5
- CAR 15 TIME 1:37.911 DELETED TRACK LIMITS AT T 1
- CAR 10 TIME 1:38.217 DELETED TRACK LIMITS AT T 5
- CAR 212 TIME 1:41.017 DELETED TRACK LIMITS AT T 5
- CAR 15 TIME 1:37.373 DELETED TRACK LIMITS AT T 5
- CAR 77 TIME 1:37.475 DELETED TRACK LIMITS AT T 5
- CAR 7 TIME 1:39.574 DELETED TRACK LIMITS AT T 5
- CAR 212 TIME 1:39.209 DELETED TRACK LIMITS AT T 5
- CAR 212 TIME 1:40.294 DELETED TRACK LIMITS AT T 5
- CAR 10 TIME 1:39.414 DELETED TRACK LIMITS AT T 1
- CAR 73 TIME 1:53.801 DELETED TRACK LIMITS AT T 5
- CAR 15 TIME 1:37.133 DELETED TRACK LIMITS AT T 5

Published at:.....

<p>Race Director: Neus Santamaria Sanromà DPB-0819-ESP/CAT</p>	<p>Timekeeper: Luis Angel Garcia Nunez JOB-1605-ESP/M</p>
---	--

