

**Autodromo Int. do Algarve**  
**Euroformula Open**  
**Private test - 1**  
**Provisional Results**



Clas	Nº	Driver	Nat	Cat	Clas	Team	Nat	Vehicle	Laps	Best	Time	Gap	Interval	Km/h
1	15	Enzo Trulli	ITA			CryptoTower Racing Team	JPN	Dallara F320 Spiess	26	24	1:36.992			172.7
2	77	Tim Tramnitz	DEU			CryptoTower Racing Team	JPN	Dallara F320 Spiess	12	9	1:37.077	0.085	0.085	172.5
3	19	Noel Leon	MEX			Team Motopark	DEU	Dallara F320 Spiess	23	15	1:37.150	0.158	0.073	172.4
4	10	Juju Noda	JPN	R	1	Noda Racing	JPN	Dallara F320 Spiess	27	26	1:37.832	0.840	0.682	171.2
5	73	Cian Shields	GBR			Team Motopark	DEU	Dallara F320 Spiess	23	20	1:37.877	0.885	0.045	171.1
6	84	Francesco Simonazzi	ITA			BVM Racing	ITA	Dallara F320 Spiess	24	16	1:37.933	0.941	0.056	171.0
7	23	Bryce Aron	USA			Team Motopark	DEU	Dallara F320 Spiess	23	20	1:38.013	1.021	0.080	170.9
8	26	Jakob Bergmeister	DEU	R	2	Team Motopark	DEU	Dallara F320 Spiess	24	18	1:39.314	2.322	1.301	168.6
9	7	Vladimir Netusil	CZE	GC	1	Effective Racing	CZE	Dallara F320 HWA	22	19	1:40.128	3.136	0.814	167.2
10	212	Paolo Brajnik	SRB	GC	2	NV Racing	SRB	Dallara F320 Spiess	26	25	1:40.332	3.340	0.204	166.9

Published at:.....

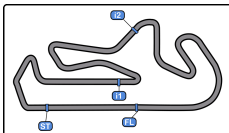
Track Temp: **29.5 °C** Air Temp: **24.9 °C** Humidity: **36 %** Track Status: **DRY**

Race Director:



Timekeeper:





Autodromo Int. do Algarve

Euroformula Open

Private test - 1



Autodromo do Algarve 4.653 m.

Provisional Results by Category

Clas	Nº	Driver	Nat	Cat	Clas	Team	Nat	Vehicle	Laps	Best	Time	Gap	Interval	Km/h
1	15	Enzo Trulli	ITA			CryptoTower Racing Team	JPN	Dallara F320 Spiess	26	24	1:36.992			172.7
2	77	Tim Tramnitz	DEU			CryptoTower Racing Team	JPN	Dallara F320 Spiess	12	9	1:37.077	0.085	0.085	172.5
3	19	Noel Leon	MEX			Team Motopark	DEU	Dallara F320 Spiess	23	15	1:37.150	0.158	0.073	172.4
4	73	Cian Shields	GBR			Team Motopark	DEU	Dallara F320 Spiess	23	20	1:37.877	0.885	0.727	171.1
5	84	Francesco Simonazzi	ITA			BVM Racing	ITA	Dallara F320 Spiess	24	16	1:37.933	0.941	0.056	171.0
6	23	Bryce Aron	USA			Team Motopark	DEU	Dallara F320 Spiess	23	20	1:38.013	1.021	0.080	170.9

Rookie

Clas	Nº	Driver	Nat	Cat	Clas	Team	Nat	Vehicle	Laps	Best	Time	Gap	Interval	Km/h
1	10	Juju Noda	JPN	R	1	Noda Racing	JPN	Dallara F320 Spiess	27	26	1:37.832			171.2
2	26	Jakob Bergmeister	DEU	R	2	Team Motopark	DEU	Dallara F320 Spiess	24	18	1:39.314	1.482	1.482	168.6

GC

Clas	Nº	Driver	Nat	Cat	Clas	Team	Nat	Vehicle	Laps	Best	Time	Gap	Interval	Km/h
1	7	Vladimir Netusil	CZE	GC	1	Effective Racing	CZE	Dallara F320 HWA	22	19	1:40.128			167.2
2	212	Paolo Brajnik	SRB	GC	2	NV Racing	SRB	Dallara F320 Spiess	26	25	1:40.332	0.204	0.204	166.9

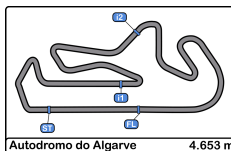
Published at:.....

Track Temp: 29.5 °C Air Temp: 24.9 °C Humidity: 36 % Track Status: DRY

Race Director:

Timekeeper:





**Autodromo Int. do Algarve**  
**Euroformula Open**  
**Private test - 1**  
**Lap Analysis**



**7** Vladimir Netusil Dallara F320 HWA **15** Enzo Trulli Dallara F320 Spiess

GC							Effective Racing							CryptoTower Racing Team						
Lap	D	Time	Sector 1	Sector 2	Sector 3	T. Spd	Elapsed	Lap	D	Time	Sector 1	Sector 2	Sector 3	T. Spd	Elapsed					
1		10:13:06.475	10:11:36.824	41.801	47.850		10:13:06.475	1		10:12:40.258 P	10:11:10.025	39.752	50.481		10:12:40.258					
2		2:03.764 P	37.807	36.975	48.982	217.3	10:15:10.239	2		4:57.234	3:46.318	33.821	37.095		10:17:37.492					
3		3:14.700	2:00.185	35.184	39.331		10:18:24.939	3		1:43.576	34.865	32.452	36.259	237.3	10:19:21.068					
4		1:51.543	34.529	34.654	42.360	234.2	10:20:16.482	4		1:39.760	32.019	31.839	35.902	241.6	10:21:00.828					
5		1:45.880	33.848	33.748	38.284	237.8	10:22:02.362	5		1:39.132	31.788	31.562	35.782	241.0	10:22:39.960					
6		1:58.600 P	34.661	35.504	48.435	237.3	10:24:00.962	6		1:38.929	31.578	31.549	35.802	243.7	10:24:18.889					
7		12:19.874	11:06.606	34.486	38.782		10:36:20.836	7		1:45.680	31.592	31.518	42.570	242.6	10:26:04.569					
8		1:45.133	34.024	33.083	38.026	233.2	10:38:05.969	8		1:46.772 P	31.457	31.772	43.543	242.6	10:27:51.341					
9		1:43.208	32.817	32.358	38.033	237.3	10:39:49.177	9		5:43.548	4:31.194	35.233	37.121		10:33:34.889					
10		1:43.065	33.024	32.162	37.879	237.8	10:41:32.242	10		1:39.618	32.387	31.557	35.674	235.2	10:35:14.507					
11		1:42.355	32.547	32.058	37.750	238.9	10:43:14.597	11		1:38.014	31.285	31.174	35.555	241.0	10:36:52.521					
12		1:42.915	32.430	32.172	38.313	238.9	10:44:57.512	12		1:37.902	31.225	30.992	35.685	243.2	10:38:30.423					
13		1:54.203 P	33.596	33.656	46.951	241.6	10:46:51.715	13		1:37.867	31.269	31.037	35.561	242.6	10:40:08.290					
14		11:24.879	10:14.061	33.180	37.638		10:58:16.594	14		1:53.309	37.234	39.696	36.379	242.6	10:42:01.599					
15		1:41.354	32.406	31.793	37.155	236.3	10:59:57.948	15		1:37.992	31.296	31.177	35.519	242.6	10:43:39.591					
16		1:41.094	32.197	31.680	37.217	237.3	11:01:39.042	16		1:37.777	31.254	31.031	35.492	243.7	10:45:17.368					
17		1:40.929	32.049	31.869	37.011	237.8	11:03:19.971	17		1:49.650 P	31.194	35.251	43.205	243.2	10:47:07.018					
18		1:40.314	31.964	31.614	36.736	238.9	11:05:00.285	18		8:58.599	7:47.726	34.199	36.674		10:56:05.617					
19		1:40.128	31.901	31.738	36.489	239.4	11:06:40.413	19		1:41.219	33.480	31.950	35.789	210.1	10:57:46.836					
20		1:41.573	32.354	31.913	37.306	240.0	11:08:21.986	20		1:37.173	31.074	30.784	35.315	241.6	10:59:24.009					
21		1:40.311	31.805	31.810	36.696	241.0	11:10:02.297	21		1:37.161	31.034	30.906	35.221	244.3	11:01:01.170					
22		1:49.181 P	32.192	31.918	45.071	242.1	11:11:51.478	22		1:37.129	30.993	30.824	35.312	244.3	11:02:38.299					

**10** Juju Noda Dallara F320 Spiess

Rookie Noda Racing

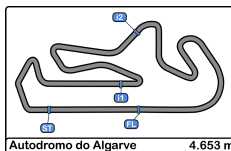
Lap	D	Time	Sector 1	Sector 2	Sector 3	T. Spd	Elapsed
1		10:12:35.721	10:11:13.115	40.106	42.500		10:12:35.721
2		1:50.348	36.139	35.529	38.680	227.3	10:14:26.069
3		1:45.478	33.931	34.150	37.397	236.3	10:16:11.547
4		1:47.321	35.276	34.509	37.536	235.2	10:17:58.868
5		1:43.772	33.684	33.122	36.966	237.3	10:19:42.640
6		1:42.085	32.666	32.589	36.830	236.8	10:21:24.725
7		1:40.888	32.192	32.091	36.605	237.8	10:23:05.613
8		1:40.010	31.873	31.864	36.273	239.4	10:24:45.623
9		1:40.048	31.940	31.764	36.344	238.9	10:26:25.671
10		1:39.818	32.045	31.710	36.063	240.5	10:28:05.489
11		1:59.453 P	32.349	35.726	51.378	241.0	10:30:04.942
12		11:12.491	9:58.669	35.409	38.413		10:41:17.433
13		1:40.658	32.250	32.026	36.382	235.8	10:42:58.091
14		1:39.561	31.698	31.686	36.177	240.0	10:44:37.652
15		1:38.751	31.415	31.384	35.952	238.9	10:46:16.403
16		1:38.689	31.460	31.292	35.937	241.0	10:47:55.092
17		1:38.862	31.296	31.604	35.962	241.6	10:49:33.954
18		1:49.354 P	31.367	33.006	44.981	239.4	10:51:23.308
19		7:43.658	6:28.023	36.477	39.158		10:59:06.966
20		1:42.602	33.353	32.731	36.518	235.8	11:00:49.568
21		1:43.866	31.819	35.575	36.472	238.9	11:02:33.434
22		1:38.587	31.428	31.298	35.861	242.1	11:04:12.021
23		1:41.974	32.715	33.108	36.151	241.0	11:05:53.995
24		1:38.504	31.439	31.307	35.758	241.0	11:07:32.499
25		1:38.053	31.270	30.974	35.809	242.6	11:09:10.552
26		1:37.832	31.175	30.997	35.660	243.7	11:10:48.384
27		1:58.683 P	36.451	35.786	46.446	244.8	11:12:47.067

**19** Noel Leon Dallara F320 Spiess

Team Motopark

Lap	D	Time	Sector 1	Sector 2	Sector 3	T. Spd	Elapsed
1		10:12:46.562 P	10:11:15.975	39.839	50.748		10:12:46.562
2		5:21.042	4:06.288	36.492	38.262		10:18:07.604
3		1:45.048	33.998	33.727	37.323	240.5	10:19:52.652
4		1:41.870	32.738	33.137	35.995	233.7	10:21:34.522
5		1:37.874	31.104	31.148	35.622	243.2	10:23:12.396
6		1:47.628	33.704	36.268	37.656	245.4	10:25:00.024
7		1:38.603	31.066	31.738	35.799	244.8	10:26:38.627
8		1:37.772	31.102	31.037	35.633	244.3	10:28:16.399
9		1:37.420	31.034	31.002	35.384	246.0	10:29:53.819
10		1:57.907 P	33.720	37.679	46.508	243.2	10:31:51.726
11		8:06.501	6:55.933	33.720	36.848		10:39:58.227
12		1:41.841	33.646	32.261	35.934	240.0	10:41:40.068
13		1:37.612	31.072	31.102	35.438	241.6	10:43:17.680
14		1:38.976	30.923	30.986	37.067	243.2	10:44:56.656
15		1:37.150	31.072	30.661	35.417	242.1	10:46:33.806
16		1:50.579 P	32.292	32.589	45.698	242.6	10:48:24.385
17		11:13.113	10:00.900	34.912	37.301		10:59:37.498
18		1:41.545	32.765	32.210	36.570	232.7	11:01:19.043
19		1:37.318	31.115	30.765	35.438	240.0	11:02:56.361
20		1:37.217	30.900	30.756	35.561	242.1	11:04:33.578
21		1:46.604	34.321	36.154	36.129	243.2	11:06:20.182
22		1:37.443	31.062	30.980	35.401	241.0	11:07:57.625
23		1:43.776 P	30.948	30.858	41.970	242.6	11:09:41.401





**Autodromo Int. do Algarve**  
**Euroformula Open**  
**Private test - 1**  
**Lap Analysis**



23

Bryce Aron

Dallara F320 Spiess **73**

Cian Shields

Dallara F320 Spiess

Team Motopark

Team Motopark

Lap	D	Time	Sector 1	Sector 2	Sector 3	T. Spd	Elapsed	Lap	D	Time	Sector 1	Sector 2	Sector 3	T. Spd	Elapsed
1		10:12:42.741 P	10:11:11.392	39.378	51.971		10:12:42.741	1		10:13:11.615 P	10:11:44.087	37.507	50.021		10:13:11.615
2		5:30.903	4:18.657	33.943	38.303		10:18:13.644	2		4:52.727	3:32.687	38.796	41.244		10:18:04.342
3		1:42.054	32.726	32.683	36.645	240.0	10:19:55.698	3		1:51.150	35.251	37.179	38.720	233.7	10:19:55.492
4		1:41.249	32.342	32.313	36.594	242.1	10:21:36.947	4		1:45.997	33.998	32.881	39.118	216.8	10:21:41.489
5		1:39.933	32.017	31.631	36.285	243.7	10:23:16.880	5		1:40.657	32.187	31.786	36.684	243.7	10:23:22.146
6		1:39.597	31.729	31.695	36.173	243.7	10:24:56.477	6		1:39.824	31.975	31.682	36.167	243.2	10:25:01.970
7		1:38.978	31.586	31.257	36.135	243.2	10:26:35.455	7		1:48.716	33.133	36.505	39.078	244.8	10:26:50.686
8		1:38.582	31.398	31.318	35.866	244.3	10:28:14.037	8		1:39.667	31.913	31.681	36.073	242.1	10:28:30.353
9		1:46.321	33.890	35.391	37.040	244.3	10:30:00.358	9		1:39.175	31.692	31.445	36.038	243.7	10:30:09.528
10		1:38.577	31.402	31.188	35.987	241.6	10:31:38.935	10		1:38.497	31.382	31.238	35.877	242.6	10:31:48.025
11		1:38.499	31.352	31.199	35.948	243.2	10:33:17.434	11		1:50.058	34.112	34.277	41.669	242.6	10:33:38.083
12		1:38.882	31.431	31.020	36.431	243.7	10:34:56.316	12		1:49.919 P	31.552	32.795	45.572	243.7	10:35:28.002
13		1:46.946 P	31.749	31.697	43.500	244.3	10:36:43.262	13		12:58.140	11:40.292	38.912	38.936		10:48:26.142
14		12:03.218	10:49.757	35.900	37.561		10:48:46.480	14		1:45.573	33.670	34.538	37.365	235.8	10:50:11.715
15		1:41.134	32.692	32.146	36.296	227.3	10:50:27.614	15		1:42.914	33.228	32.950	36.736	225.4	10:51:54.629
16		1:38.860	31.472	31.126	36.262	241.6	10:52:06.474	16		1:38.804	31.719	31.245	35.840	240.0	10:53:33.433
17		1:38.601	31.390	31.261	35.950	242.6	10:53:45.075	17		1:38.342	31.387	31.084	35.871	242.6	10:55:11.775
18		1:47.984	35.501	35.535	36.948	243.7	10:55:33.059	18		1:43.579	33.988	33.158	36.433	243.2	10:56:55.354
19		1:38.447	31.598	31.084	35.765	242.1	10:57:11.506	19		1:38.011	31.288	31.052	35.671	244.3	10:58:33.365
20		1:38.013	31.208	31.066	35.739	244.8	10:58:49.519	20		1:37.877	31.257	31.082	35.538	244.8	11:00:11.242
21		1:45.746 P	31.386	31.061	43.299	245.4	11:00:35.265	21		1:52.877 P	33.759	34.030	45.088	244.8	11:02:04.119
22		8:08.647 P	6:42.310	34.076	52.261		11:08:43.912	22		6:24.432	5:04.020	39.440	40.972		11:08:28.551
23		2:44.104 P	1:12.466	37.259	54.379		11:11:28.016	23		1:46.226 P	32.560	31.900	41.766	242.6	11:10:14.777

26

Jakob Bergmeister

Dallara F320 Spiess **77**

Tim Tramnitz

Dallara F320 Spiess

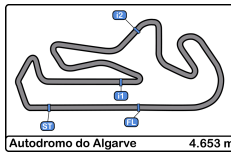
Rookie

Team Motopark

CryptoTower Racing Team

Lap	D	Time	Sector 1	Sector 2	Sector 3	T. Spd	Elapsed	Lap	D	Time	Sector 1	Sector 2	Sector 3	T. Spd	Elapsed
1		10:13:18.041 P	10:11:32.088	44.563	1:01.390		10:13:18.041	1		10:50:15.129	10:48:56.559	39.376	39.194		10:50:15.129
2		5:43.927	4:25.610	37.973	40.344		10:19:01.968	2		1:43.901	34.455	32.799	36.647	214.2	10:51:59.030
3		1:49.059	35.569	34.891	38.599	209.3	10:20:51.027	3		1:37.835	31.364	30.974	35.497	240.5	10:53:36.865
4		1:46.622	34.524	34.298	37.800	216.0	10:22:37.649	4		1:37.546	31.219	30.889	35.438	243.7	10:55:14.411
5		1:46.741	32.456	37.142	37.143	243.2	10:24:24.390	5		1:37.519	31.114	30.899	35.506	244.8	10:56:51.930
6		1:43.107	32.541	33.211	37.355	246.0	10:26:07.497	6		1:37.149	31.065	30.744	35.340	243.7	10:58:29.079
7		1:41.825	32.217	32.842	36.766	246.0	10:27:49.322	7		1:51.539	32.221	42.438	36.880	244.8	11:00:20.618
8		1:50.136	34.663	38.534	36.939	244.8	10:29:39.458	8		1:37.154	31.015	30.683	35.456	244.8	11:01:57.772
9		1:40.765	31.829	32.336	36.600	244.3	10:31:20.223	9		1:37.077	31.233	30.742	35.102	244.8	11:03:34.849
10		1:39.815	31.617	32.135	36.063	244.3	10:33:00.038	10		1:43.453 P	31.353	30.986	41.114	245.4	11:05:18.302
11		1:39.809	31.521	32.103	36.185	243.7	10:34:39.847	11		3:19.175	2:12.376	30.977	35.822		11:08:37.477
12		1:41.186	31.625	31.803	37.758	244.3	10:36:21.033	12		1:46.098 P	31.182	30.951	43.965	247.1	11:10:23.575
13		1:52.098 P	32.303	32.969	46.826	245.4	10:38:13.131								
14		12:02.937	10:41.863	42.174	38.900		10:50:16.068								
15		1:45.028	34.946	33.338	36.744	204.9	10:52:01.096								
16		1:45.678	32.544	34.670	38.464	242.6	10:53:46.774								
17		1:39.729	31.694	31.847	36.188	244.8	10:55:26.503								
18		1:39.314	31.528	31.650	36.136	242.6	10:57:05.817								
19		1:39.451	31.587	31.674	36.190	242.6	10:58:45.268								
20		1:50.202	36.775	36.754	36.673	243.7	11:00:35.470								
21		1:39.517	31.523	31.822	36.172	244.3	11:02:14.987								
22		1:49.976 P	32.443	31.841	45.692	244.3	11:04:04.963								
23		4:30.123	3:19.233	33.266	37.624		11:08:35.086								
24		1:54.344 P	34.290	33.261	46.793	243.2	11:10:29.430								





**Autodromo Int. do Algarve**  
**Euroformula Open**  
**Private test - 1**  
**Lap Analysis**



84

Francesco Simonazzi

Dallara F320 Spiess

BVM Racing

Lap	D	Time	Sector 1	Sector 2	Sector 3	T. Spd	Elapsed
1		10:12:35.914	10:11:18.140	36.202	41.572		10:12:35.914
2		1:42.611	32.992	32.793	36.826	237.8	10:14:18.525
3		1:40.109	31.902	31.503	36.704	238.4	10:15:58.634
4		1:39.618	31.682	31.807	36.129	240.5	10:17:38.252
5		1:40.789	32.496	32.157	36.136	246.0	10:19:19.041
6		1:44.500	35.297	33.095	36.108	243.2	10:21:03.541
7		1:39.780	31.713	32.105	35.962	244.8	10:22:43.321
8		1:38.797	31.298	31.543	35.956	244.3	10:24:22.118
9		1:44.204	31.306	31.536	41.362	244.3	10:26:06.322
10		1:46.333 P	31.423	31.380	43.530	245.4	10:27:52.655
11		8:52.421	7:32.629	40.263	39.529		10:36:45.076
12		1:44.795	33.532	33.420	37.843	237.8	10:38:29.871
13		1:43.041	34.460	32.225	36.356	213.0	10:40:12.912
14		1:38.618	31.454	31.326	35.838	242.1	10:41:51.530
15		1:38.435	31.292	31.299	35.844	242.6	10:43:29.965
16		1:37.933	31.087	31.107	35.739	242.6	10:45:07.898
17		1:55.347	31.681	39.511	44.155	243.2	10:47:03.245
18		1:46.065 P	31.780	32.124	42.161	242.1	10:48:49.310
19		10:22.624	9:11.881	34.278	36.465		10:59:11.934
20		1:40.313	31.304	31.616	37.393	241.6	11:00:52.247
21		1:39.577	31.421	32.235	35.921	243.7	11:02:31.824
22		1:38.374	31.360	31.172	35.842	243.2	11:04:10.198
23		1:38.228	31.307	31.158	35.763	243.7	11:05:48.426
24		1:43.823 P	31.263	31.310	41.250	243.7	11:07:32.249

212

Paolo Brajnik

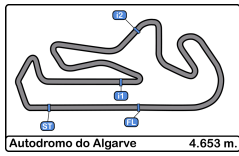
Dallara F320 Spiess

GC

NV Racing

Lap	D	Time	Sector 1	Sector 2	Sector 3	T. Spd	Elapsed
1		10:13:03.126 P	10:11:19.947	42.966	1:00.213		10:13:03.126
2		5:14.815	3:47.842	41.422	45.551		10:18:17.941
3		1:58.291	38.876	36.800	42.615	198.8	10:20:16.232
4		2:05.492	44.463	39.309	41.720	179.1	10:22:21.724
5		1:50.997	36.350	35.118	39.529	232.2	10:24:12.721
6		1:46.895	34.512	34.024	38.359	238.9	10:25:59.616
7		1:45.256	33.511	34.043	37.702	239.4	10:27:44.872
8		1:43.947	33.021	33.462	37.464	239.4	10:29:28.819
9		1:42.019	32.926	32.663	36.430	240.5	10:31:10.838
10		1:52.848 P	32.633	32.771	47.444	240.0	10:33:03.686
11		7:28.221	6:07.673	38.882	41.666		10:40:31.907
12		1:47.730	35.691	34.430	37.609	217.7	10:42:19.637
13		1:42.946	33.131	32.971	36.844	240.0	10:44:02.583
14		1:41.642	32.428	32.515	36.699	240.5	10:45:44.225
15		1:43.410	32.618	33.486	37.306	240.5	10:47:27.635
16		1:42.932	33.137	32.777	37.018	240.5	10:49:10.567
17		1:52.373 P	32.692	33.213	46.468	240.5	10:51:02.940
18		7:38.331	6:28.469	32.927	36.935		10:58:41.271
19		1:41.882	32.461	32.416	37.005	239.4	11:00:23.153
20		1:41.490	32.182	32.663	36.645	241.6	11:02:04.643
21		1:41.293	32.329	32.633	36.331	241.0	11:03:45.936
22		1:40.735	31.967	32.150	36.618	241.6	11:05:26.671
23		1:40.988	32.065	32.341	36.582	241.0	11:07:07.659
24		1:58.312	31.982	31.984	54.346	241.0	11:09:05.971
25		1:40.332	31.757	32.050	36.525	242.6	11:10:46.303
26		2:07.506 P	37.708	35.319	54.479	236.8	11:12:53.809



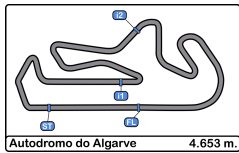


**Autodromo Int. do Algarve**  
**Euroformula Open**  
**Private test - 1**  
**Best Sectors Results**



Sector - 1			Sector - 2			Sector - 3			Ideal Lap vs Best Lap						
Clas	Nº	Driver	Time	Nº	Driver	Time	Nº	Driver	Time	Clas	Nº	Driver	Ideal Lap	Best Lap	Clas
1	19	Noel Leon	30.900	19	Noel Leon	30.661	77	Tim Tramnitz	35.102	1	77	Tim Tramnitz	1:36.800	1:37.077	2
2	15	Enzo Trulli	30.993	77	Tim Tramnitz	30.683	15	Enzo Trulli	35.169	2	15	Enzo Trulli	1:36.911	1:36.992	1
3	77	Tim Tramnitz	31.015	15	Enzo Trulli	30.749	19	Noel Leon	35.384	3	19	Noel Leon	1:36.945	1:37.150	3
4	84	Francesco Simonazzi	31.087	10	Juju Noda	30.974	73	Cian Shields	35.538	4	10	Juju Noda	1:37.809	1:37.832	4
5	10	Juju Noda	31.175	23	Bryce Aron	31.020	10	Juju Noda	35.660	5	73	Cian Shields	1:37.847	1:37.877	5
6	23	Bryce Aron	31.208	73	Cian Shields	31.052	23	Bryce Aron	35.739	6	84	Francesco Simonazzi	1:37.933	1:37.933	6
7	73	Cian Shields	31.257	84	Francesco Simonazzi	31.107	84	Francesco Simonazzi	35.739	7	23	Bryce Aron	1:37.967	1:38.013	7
8	26	Jakob Bergmeister	31.521	7	Vladimir Netusil	31.614	26	Jakob Bergmeister	36.063	8	26	Jakob Bergmeister	1:39.234	1:39.314	8
9	21	Paolo Brajnik	31.757	26	Jakob Bergmeister	31.650	212	Paolo Brajnik	36.331	9	7	Vladimir Netusil	1:39.908	1:40.128	9
10	7	Vladimir Netusil	31.805	212	Paolo Brajnik	31.984	7	Vladimir Netusil	36.489	10	212	Paolo Brajnik	1:40.072	1:40.332	10



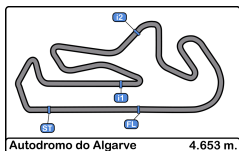


**Autodromo Int. do Algarve**  
**Euroformula Open**  
**Private test - 1**  
**Best 5 Lap Times**



Cls	Nº	Driver	Nat	Cat	Cls	Team	Nat	Vehicle	Best 1		Best 2		Best 3		Best 4		Best 5	
									Time	Lap	Time	Lap	Time	Lap	Time	Lap	Time	Lap
1	15	Enzo Trulli		ITA		CryptoTower Racing		Dallara F320 Spiess	1:36.992	24	1:37.129	22	1:37.161	21	1:37.173	20	1:37.777	16
2	77	Tim Tramnitz		DEU		CryptoTower Racing		Dallara F320 Spiess	1:37.077	9	1:37.149	6	1:37.154	8	1:37.519	5	1:37.546	4
3	19	Noel Leon		MEX		Team Motopark		Dallara F320 Spiess	1:37.150	15	1:37.217	20	1:37.318	19	1:37.420	9	1:37.443	22
4	10	Juju Noda		JPN	R 1	Noda Racing		Dallara F320 Spiess	1:37.832	26	1:38.053	25	1:38.504	24	1:38.587	22	1:38.689	16
5	73	Cian Shields		GBR		Team Motopark		Dallara F320 Spiess	1:37.877	20	1:38.011	19	1:38.342	17	1:38.497	10	1:38.804	16
6	84	Francesco		ITA		BVM Racing		Dallara F320 Spiess	1:37.933	16	1:38.228	23	1:38.374	22	1:38.435	15	1:38.618	14
7	23	Bryce Aron		USA		Team Motopark		Dallara F320 Spiess	1:38.013	20	1:38.447	19	1:38.499	11	1:38.577	10	1:38.582	8
8	26	Jakob Bergmeister		DEU	R 2	Team Motopark		Dallara F320 Spiess	1:39.314	18	1:39.451	19	1:39.517	21	1:39.729	17	1:39.809	11
9	7	Vladimir Netusil		CZE	GC 1	Effective Racing		Dallara F320 HWA	1:40.128	19	1:40.311	21	1:40.314	18	1:40.929	17	1:41.094	16
10	212	Paolo Brajnik		SRB	GC 2	NV Racing		Dallara F320 Spiess	1:40.332	25	1:40.735	22	1:40.988	23	1:41.293	21	1:41.490	20





**Autodromo Int. do Algarve**  
**Euroformula Open**  
**Private test - 1**  
**Best 5 Top Speeds**

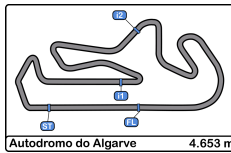


Autodromo do Algarve 4.653 m.

Clas	Nº	Driver	Nat	Cat	Cls	Team	Nat	Vehicle	Top 1		Top 2		Top 3		Top 4		Top 5		Avg
									Km/h	Lap	Km/h	Lap	Km/h	Lap	Km/h	Lap	Km/h	Lap	
1	77	Tim Tramnitz				CryptoTower Racing Team		Dallara F320 Spiess	247.1	12	245.4	10	244.8	5	244.8	7	244.8	8	245.4
2	19	Noel Leon				Team Motopark		Dallara F320 Spiess	246.0	9	245.4	6	244.8	7	244.3	8	243.2	5	244.7
3	26	Jakob Bergmeister		R	1	Team Motopark		Dallara F320 Spiess	246.0	6	246.0	7	245.4	13	244.8	8	244.8	17	245.4
4	84	Francesco Simonazzi				BVM Racing		Dallara F320 Spiess	246.0	5	245.4	10	244.8	7	244.3	8	244.3	9	245.0
5	15	Enzo Trulli				CryptoTower Racing Team		Dallara F320 Spiess	245.4	23	244.8	25	244.3	21	244.3	22	243.7	6	244.5
6	23	Bryce Aron				Team Motopark		Dallara F320 Spiess	245.4	21	244.8	20	244.3	8	244.3	9	244.3	13	244.6
7	10	Juju Noda		R	2	Noda Racing		Dallara F320 Spiess	244.8	27	243.7	26	242.6	25	242.1	22	241.6	17	243.0
8	73	Cian Shields				Team Motopark		Dallara F320 Spiess	244.8	7	244.8	20	244.8	21	244.3	19	243.7	5	244.5
9	212	Paolo Brajnik		GC	1	NV Racing		Dallara F320 Spiess	242.6	25	241.6	20	241.6	22	241.0	21	241.0	23	241.6
10	7	Vladimir Netusil		GC	2	Effective Racing		Dallara F320 HWA	242.1	22	241.6	13	241.0	21	240.0	20	239.4	19	240.8





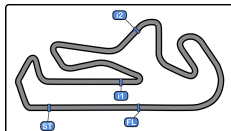


**Autodromo Int. do Algarve**  
**Euroformula Open**  
**Private test - 1**  
**Fastest Laps Sequence**



Lap	Time of Day	Session Time	Nº Driver	Nat	Cat	Team	Nat	Vehicle	Time	Km/h
2	10:14:18.525	4:18.525	84 Francesco Simonazzi	ITA	ITA	BVM Racing	ITA	Dallara F320 Spiess	1:42.611	163.2
3	10:15:58.634	5:58.634	84 Francesco Simonazzi	ITA	ITA	BVM Racing	ITA	Dallara F320 Spiess	1:40.109	167.3
4	10:17:38.252	7:38.252	84 Francesco Simonazzi	ITA	ITA	BVM Racing	ITA	Dallara F320 Spiess	1:39.618	168.1
5	10:22:39.960	12:39.960	15 Enzo Trulli	ITA	JPN	CryptoTower Racing Team	JPN	Dallara F320 Spiess	1:39.132	168.9
5	10:23:12.396	13:12.396	19 Noel Leon	MEX	DEU	Team Motopark	DEU	Dallara F320 Spiess	1:37.874	171.1
8	10:28:16.399	18:16.399	19 Noel Leon	MEX	DEU	Team Motopark	DEU	Dallara F320 Spiess	1:37.772	171.3
9	10:29:53.819	19:53.819	19 Noel Leon	MEX	DEU	Team Motopark	DEU	Dallara F320 Spiess	1:37.420	171.9
15	10:46:33.806	36:33.806	19 Noel Leon	MEX	DEU	Team Motopark	DEU	Dallara F320 Spiess	1:37.150	172.4
6	10:58:29.079	48:29.079	77 Tim Tramnitz	DEU	JPN	CryptoTower Racing Team	JPN	Dallara F320 Spiess	1:37.149	172.4
22	11:02:38.299	52:38.299	15 Enzo Trulli	ITA	JPN	CryptoTower Racing Team	JPN	Dallara F320 Spiess	1:37.129	172.4
9	11:03:34.849	53:34.849	77 Tim Tramnitz	DEU	JPN	CryptoTower Racing Team	JPN	Dallara F320 Spiess	1:37.077	172.5
24	11:06:05.530	56:05.530	15 Enzo Trulli	ITA	JPN	CryptoTower Racing Team	JPN	Dallara F320 Spiess	1:36.992	172.7





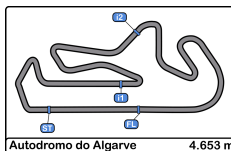
Autodromo do Algarve 4.653 m.

Autodromo Int. do Algarve  
Euroformula Open  
Private test - 1  
Event Best Maximum Speed



Nº	Driver	Nat	Cat	Clas	Team	Nat	Vehicle	Km/h	Session
77	Tim Tramnitz		DEU		CryptoTower Racing Team		Dallara F320 Spiess	247.1	Private test - 1
84	Francesco Simonazzi		ITA		BVM Racing		Dallara F320 Spiess	246.0	Private test - 1
26	Jakob Bergmeister		DEU	R 1	Team Motopark		Dallara F320 Spiess	246.0	Private test - 1
19	Noel Leon		MEX		Team Motopark		Dallara F320 Spiess	246.0	Private test - 1
23	Bryce Aron		USA		Team Motopark		Dallara F320 Spiess	245.4	Private test - 1
15	Enzo Trulli		ITA		CryptoTower Racing Team		Dallara F320 Spiess	245.4	Private test - 1
73	Cian Shields		GBR		Team Motopark		Dallara F320 Spiess	244.8	Private test - 1
10	Juju Noda		JPN	R 2	Noda Racing		Dallara F320 Spiess	244.8	Private test - 1
212	Paolo Brajnik		SRB	GC 1	NV Racing		Dallara F320 Spiess	242.6	Private test - 1
7	Vladimir Netusil		CZE	GC 2	Effective Racing		Dallara F320 HWA	242.1	Private test - 1





**Autodromo Int. do Algarve**  
**Euroformula Open**  
**Private test - 1**  
**Pit Stop Analysis**



**7** Vladimir Netusil Dallara F320 HWA  
 GC Effective Racing

Nº	In Day Time	In Time	Out Time	Pit Time	T. Pit Time	Handicap	Diff.
1	10:15:05.809	10:15:05.809	10:16:36.131	1:30.322	1:30.322		
2	10:23:56.685	10:23:56.685	10:34:32.659	10:35.974	12:06.296		
3	10:46:47.439	10:46:47.439	10:56:31.188	9:43.749	21:50.045		

**10** Juju Noda Dallara F320 Spiess  
 Rookie Noda Racing

Nº	In Day Time	In Time	Out Time	Pit Time	T. Pit Time	Handicap	Diff.
1	10:30:00.774	10:30:00.774	10:39:27.006	9:26.232	9:26.232		
2	10:51:19.280	10:51:19.280	10:57:13.325	5:54.045	15:20.277		

**15** Enzo Trulli Dallara F320 Spiess  
 CryptoTower Racing Team

Nº	In Day Time	In Time	Out Time	Pit Time	T. Pit Time	Handicap	Diff.
1	10:12:34.800	10:12:34.800	10:15:52.429	3:17.629	3:17.629		
2	10:27:47.040	10:27:47.040	10:31:44.616	3:57.576	7:15.205		
3	10:47:02.211	10:47:02.211	10:54:18.072	7:15.861	14:31.066		
4	11:07:46.469	11:07:46.469	11:08:56.162	1:09.693	15:40.759		

**19** Noel Leon Dallara F320 Spiess  
 Team Motopark

Nº	In Day Time	In Time	Out Time	Pit Time	T. Pit Time	Handicap	Diff.
1	10:12:41.839	10:12:41.839	10:16:16.921	3:35.082	3:35.082		
2	10:31:47.079	10:31:47.079	10:38:13.445	6:26.366	10:01.448		
3	10:48:19.972	10:48:19.972	10:57:48.133	9:28.161	19:29.609		

**23** Bryce Aron Dallara F320 Spiess  
 Team Motopark

Nº	In Day Time	In Time	Out Time	Pit Time	T. Pit Time	Handicap	Diff.
1	10:12:37.550	10:12:37.550	10:16:28.826	3:51.276	3:51.276		
2	10:36:38.724	10:36:38.724	10:46:59.715	10:20.991	14:12.267		
3	11:00:30.793	11:00:30.793	11:06:42.799	6:12.006	20:24.273		
4	11:08:38.330	11:08:38.330	11:09:24.364	46.034	21:10.307		

**26** Jakob Bergmeister Dallara F320 Spiess  
 Rookie Team Motopark

Nº	In Day Time	In Time	Out Time	Pit Time	T. Pit Time	Handicap	Diff.
1	10:13:13.014	10:13:13.014	10:17:07.415	3:54.401	3:54.401		
2	10:38:08.821	10:38:08.821	10:48:17.423	10:08.602	14:03.003		
3	11:04:00.425	11:04:00.425	11:06:51.271	2:50.846	16:53.849		

**73** Cian Shields Dallara F320 Spiess  
 Team Motopark

Nº	In Day Time	In Time	Out Time	Pit Time	T. Pit Time	Handicap	Diff.
1	10:13:07.198	10:13:07.198	10:16:09.861	3:02.663	3:02.663		
2	10:35:23.813	10:35:23.813	10:46:30.137	11:06.324	14:08.987		
3	11:01:59.907	11:01:59.907	11:06:23.281	4:23.374	18:32.361		

**77** Tim Tramnitz Dallara F320 Spiess  
 CryptoTower Racing Team

Nº	In Day Time	In Time	Out Time	Pit Time	T. Pit Time	Handicap	Diff.
1	11:05:13.909	11:05:13.909	11:07:01.350	1:47.441	1:47.441		

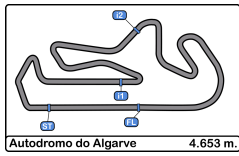
**84** Francesco Simonazzi Dallara F320 Spiess  
 BVM Racing

Nº	In Day Time	In Time	Out Time	Pit Time	T. Pit Time	Handicap	Diff.
1	10:27:48.356	10:27:48.356	10:34:47.644	6:59.288	6:59.288		
2	10:48:44.944	10:48:44.944	10:57:26.843	8:41.899	15:41.187		

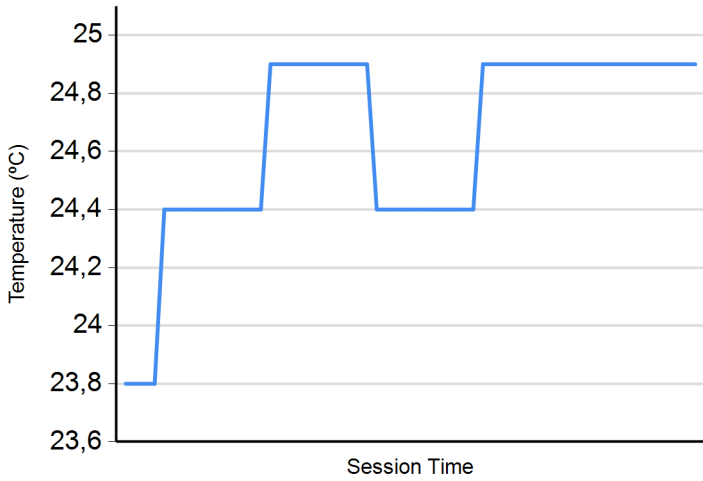
**212** Paolo Brajnik Dallara F320 Spiess  
 GC NV Racing

Nº	In Day Time	In Time	Out Time	Pit Time	T. Pit Time	Handicap	Diff.
1	10:12:57.500	10:12:57.500	10:16:12.567	3:15.067	3:15.067		
2	10:32:58.657	10:32:58.657	10:38:26.262	5:27.605	8:42.672		
3	10:50:58.004	10:50:58.004	10:56:57.459	5:59.455	14:42.127		

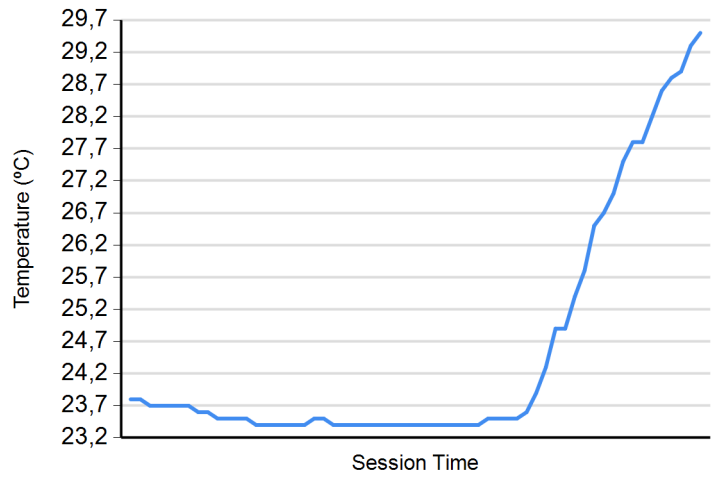




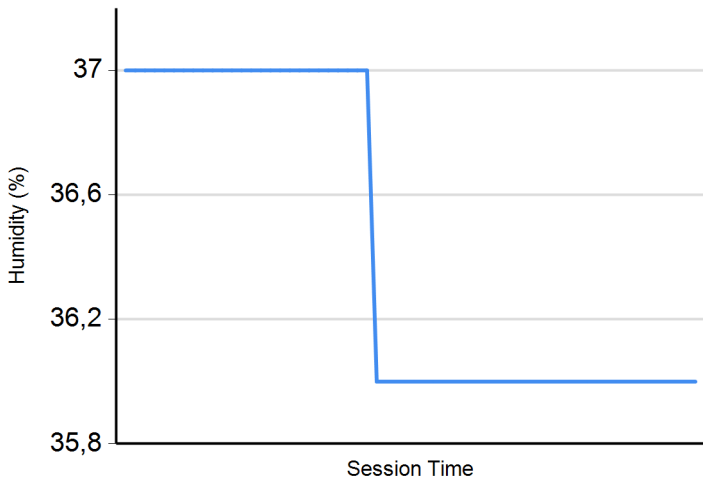
**Air Temperature**



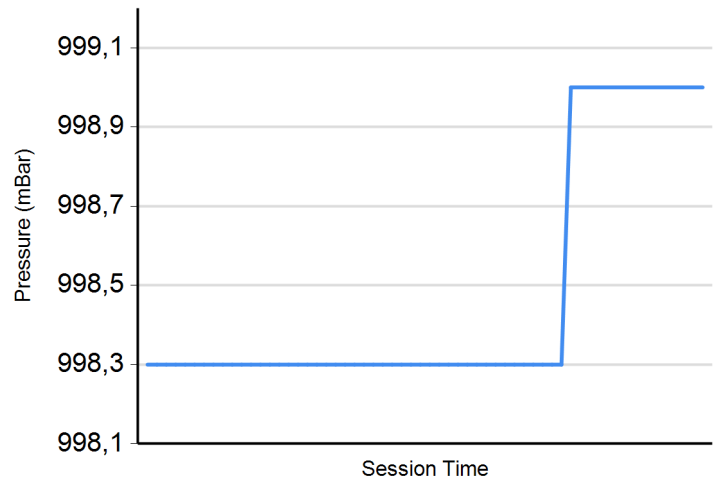
**Track Temperature**



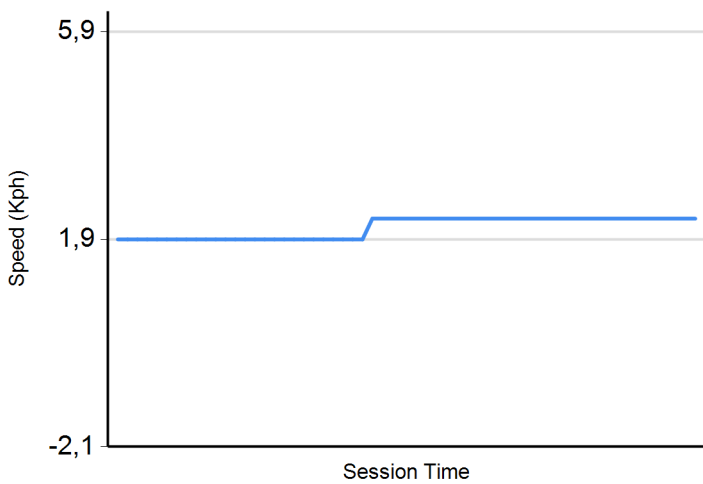
**Humidity**



**Pressure**



**Wind Speed**



**Wind direction**

North = 0°/360° Est = 90° South = 180° West = 270°

