

Autodromo Int. do Algarve

Euroformula Open

Race - 1

Provisional Results



Autodromo do Algarve 4.653 m.

| Clas | Nº | Driver | Nat | Cat | Clas | Team | Nat | Vehicle | Laps | Total Time | Gap | Interval | Km/h | Best | Time | Km/h |
|---|----|---------------------|-----|-----|------|-------------------------|-----|---------------------|------|------------|---------|----------|-------|------|----------|-------|
| 1 | 15 | Enzo Trulli | ITA | | | CryptoTower Racing Team | JPN | Dallara F320 Spiess | 17 | 27:55.473 | | | 169.9 | 16 | 1:37.964 | 170.9 |
| 2 | 77 | Tim Tramnitz | DEU | | | CryptoTower Racing Team | JPN | Dallara F320 Spiess | 17 | 27:55.842 | 0.369 | 0.369 | 169.9 | 16 | 1:37.947 | 171.0 |
| 3 | 19 | Noel Leon | MEX | | | Team Motopark | DEU | Dallara F320 Spiess | 17 | 27:59.254 | 3.781 | 3.412 | 169.5 | 8 | 1:38.225 | 170.5 |
| 4 | 84 | Francesco Simonazzi | ITA | | | BVM Racing | ITA | Dallara F320 Spiess | 17 | 28:02.990 | 7.517 | 3.736 | 169.2 | 15 | 1:38.398 | 170.2 |
| 5 | 23 | Bryce Aron | USA | | | Team Motopark | DEU | Dallara F320 Spiess | 17 | 28:07.912 | 12.439 | 4.922 | 168.7 | 14 | 1:38.698 | 169.7 |
| 6 | 73 | Cian Shields | GBR | | | Team Motopark | DEU | Dallara F320 Spiess | 17 | 28:10.726 | 15.253 | 2.814 | 168.4 | 14 | 1:38.770 | 169.5 |
| 7 | 10 | Juju Noda | JPN | R | 1 | Noda Racing | JPN | Dallara F320 Spiess | 17 | 28:20.040 | 24.567 | 9.314 | 167.5 | 16 | 1:38.858 | 169.4 |
| Not classified: (Requirements: 75% of number laps of leader = 13 Laps) | | | | | | | | | | | | | | | | |
| 26 | | Jakob Bergmeister | DEU | R | | Team Motopark | DEU | Dallara F320 Spiess | | | | | | | | |
| 7 | | Vladimir Netusil | CZE | GC | | Effective Racing | CZE | Dallara F320 HWA | | | | | | | | |
| 212 | | Paolo Brajnik | SRB | GC | | NV Racing | SRB | Dallara F320 Spiess | 4 | 7:09.886 | 13 Laps | -4 Laps | 155.8 | 2 | 1:42.133 | 164.0 |

Fastest lap Tim Tramnitz in 1:37.947 at 171.0 Km/h in lap 16

Published at:.....

Track Temp: 21.3 °C Air Temp: 27.7 °C Humidity: 54 % Track Status: DRY

Race Director:

Neus Santamaría Sanromà

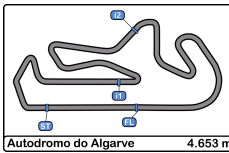
DPB-0819-ESP/CAT

Timekeeper:

Luis Angel García Nuñez

JOB-1605-ESP/M





Autodromo Int. do Algarve
Euroformula Open
Race - 1



Provisional Results by Category

| Clas | Nº | Driver | Nat | Cat | Clas | Team | Nat | Vehicle | Laps | Total Time | Gap | Interval | Km/h | Best | Time | Km/h |
|------|----|---------------------|-----|-----|------|-------------------------|-----|---------------------|------|------------|--------|----------|-------|------|----------|-------|
| 1 | 15 | Enzo Trulli | ITA | | | CryptoTower Racing Team | JPN | Dallara F320 Spiess | 17 | 27:55.473 | | | 169.9 | 16 | 1:37.964 | 170.9 |
| 2 | 77 | Tim Tramnitz | DEU | | | CryptoTower Racing Team | JPN | Dallara F320 Spiess | 17 | 27:55.842 | 0.369 | 0.369 | 169.9 | 16 | 1:37.947 | 171.0 |
| 3 | 19 | Noel Leon | MEX | | | Team Motopark | DEU | Dallara F320 Spiess | 17 | 27:59.254 | 3.781 | 3.412 | 169.5 | 8 | 1:38.225 | 170.5 |
| 4 | 84 | Francesco Simonazzi | ITA | | | BVM Racing | ITA | Dallara F320 Spiess | 17 | 28:02.990 | 7.517 | 3.736 | 169.2 | 15 | 1:38.398 | 170.2 |
| 5 | 23 | Bryce Aron | USA | | | Team Motopark | DEU | Dallara F320 Spiess | 17 | 28:07.912 | 12.439 | 4.922 | 168.7 | 14 | 1:38.698 | 169.7 |
| 6 | 73 | Cian Shields | GBR | | | Team Motopark | DEU | Dallara F320 Spiess | 17 | 28:10.726 | 15.253 | 2.814 | 168.4 | 14 | 1:38.770 | 169.5 |

Rookie

| Clas | Nº | Driver | Nat | Cat | Clas | Team | Nat | Vehicle | Laps | Total Time | Gap | Interval | Km/h | Best | Time | Km/h |
|------|----|-----------|-----|-----|------|-------------|-----|---------------------|------|------------|-----|----------|-------|------|----------|-------|
| 1 | 10 | Juju Noda | JPN | R | 1 | Noda Racing | JPN | Dallara F320 Spiess | 17 | 28:20.040 | | | 167.5 | 16 | 1:38.858 | 169.4 |

Not classified: (Requirements: 75% of number laps of leader = 13 Laps)

| | | | | | | | | | | | | | | | | |
|----|-------------------|-----|---|---|---------------|-----|---------------------|--|--|--|--|--|--|--|--|--|
| 26 | Jakob Bergmeister | DEU | R | 2 | Team Motopark | DEU | Dallara F320 Spiess | | | | | | | | | |
|----|-------------------|-----|---|---|---------------|-----|---------------------|--|--|--|--|--|--|--|--|--|

GC

| Clas | Nº | Driver | Nat | Cat | Clas | Team | Nat | Vehicle | Laps | Total Time | Gap | Interval | Km/h | Best | Time | Km/h |
|------|------------------|--------|-----|-----|------------------|------|---------------------|---------|----------|------------|---------|----------|------|----------|-------|------|
| 7 | Vladimir Netusil | CZE | GC | 1 | Effective Racing | CZE | Dallara F320 HWA | | | | | | | | | |
| 212 | Paolo Brajnik | SRB | GC | 2 | NV Racing | SRB | Dallara F320 Spiess | 4 | 7:09.886 | -4 Laps | -4 Laps | 155.8 | 2 | 1:42.133 | 164.0 | |

Fastest lap Tim Tramnitz in 1:37.947 at 171.0 Km/h in lap 16

Published at:.....

Track Temp: 21.3 °C Air Temp: 27.7 °C Humidity: 54 % Track Status: DRY

Race Director:

Neus Santamaría Sanromà

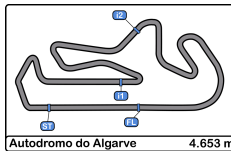
DPB-0819-ESP/CAT

Timekeeper:

Luis Angel García Nuñez

JOB-1605-ESP/M





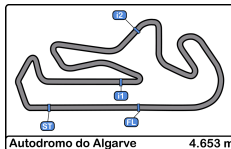
Autodromo Int. do Algarve
Euroformula Open
Race - 1



Provisional Classification by Driver Fastest Lap

| Clas | Nº | Driver | Nat | Cat | Clas | Team | Nat | Vehicle | Laps | Best | Time | Gap | Interval | Km/h |
|------|-----|---------------------|-----|-----|------|-------------------------|-----|---------------------|------|------|----------|-------|----------|-------|
| 1 | 77 | Tim Tramnitz | | DEU | | CryptoTower Racing Team | | Dallara F320 Spiess | 17 | 16 | 1:37.947 | | | 171.0 |
| 2 | 15 | Enzo Trulli | | ITA | | CryptoTower Racing Team | | Dallara F320 Spiess | 17 | 16 | 1:37.964 | 0.017 | 0.017 | 170.9 |
| 3 | 19 | Noel Leon | | MEX | | Team Motopark | | Dallara F320 Spiess | 17 | 8 | 1:38.225 | 0.278 | 0.261 | 170.5 |
| 4 | 84 | Francesco Simonazzi | | ITA | | BVM Racing | | Dallara F320 Spiess | 17 | 15 | 1:38.398 | 0.451 | 0.173 | 170.2 |
| 5 | 23 | Bryce Aron | | USA | | Team Motopark | | Dallara F320 Spiess | 17 | 14 | 1:38.698 | 0.751 | 0.300 | 169.7 |
| 6 | 73 | Cian Shields | | GBR | | Team Motopark | | Dallara F320 Spiess | 17 | 14 | 1:38.770 | 0.823 | 0.072 | 169.5 |
| 7 | 10 | Juju Noda | | R | 1 | Noda Racing | | Dallara F320 Spiess | 17 | 16 | 1:38.858 | 0.911 | 0.088 | 169.4 |
| 8 | 212 | Paolo Brajnik | | GC | 1 | NV Racing | | Dallara F320 Spiess | 4 | 2 | 1:42.133 | 4.186 | 3.275 | 164.0 |





Autodromo Int. do Algarve

Euroformula Open

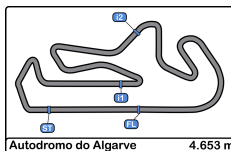
Race - 1

Distance and Speed Average



| Clas | Nº | Driver | Nat | Cat | Clas | Team | Nat | Vehicle | Laps | Distance | Total Time | Km/h |
|------|-----|---------------------|-----|-----|------|-------------------------|-----|---------------------|------|----------|------------|-------|
| 1 | 15 | Enzo Trulli | ITA | | | CryptoTower Racing Team | JPN | Dallara F320 Spiess | 17 | 79.10 | 27:55.473 | 169.9 |
| 2 | 77 | Tim Tramnitz | DEU | | | CryptoTower Racing Team | JPN | Dallara F320 Spiess | 17 | 79.10 | 27:55.842 | 169.9 |
| 3 | 19 | Noel Leon | MEX | | | Team Motopark | DEU | Dallara F320 Spiess | 17 | 79.10 | 27:59.254 | 169.5 |
| 4 | 84 | Francesco Simonazzi | ITA | | | BVM Racing | ITA | Dallara F320 Spiess | 17 | 79.10 | 28:02.990 | 169.2 |
| 5 | 23 | Bryce Aron | USA | | | Team Motopark | DEU | Dallara F320 Spiess | 17 | 79.10 | 28:07.912 | 168.7 |
| 6 | 73 | Cian Shields | GBR | | | Team Motopark | DEU | Dallara F320 Spiess | 17 | 79.10 | 28:10.726 | 168.4 |
| 7 | 10 | Juju Noda | JPN | R | 1 | Noda Racing | JPN | Dallara F320 Spiess | 17 | 79.10 | 28:20.040 | 167.5 |
| 8 | 26 | Jakob Bergmeister | DEU | R | 2 | Team Motopark | DEU | Dallara F320 Spiess | 0 | | | |
| 9 | 7 | Vladimir Netusil | CZE | GC | 1 | Effective Racing | CZE | Dallara F320 HWA | 0 | | | |
| 10 | 212 | Paolo Brajnik | SRB | GC | 2 | NV Racing | SRB | Dallara F320 Spiess | 4 | 18.61 | 7:09.886 | 155.8 |





Autodromo Int. do Algarve
Euroformula Open
Race - 1
Lap Analysis



10 Juju Noda Dallara F320 Spiess **19** Noel Leon Dallara F320 Spiess

Rookie

Noda Racing

Team Motopark

| Lap D | Time | Sector 1 | Sector 2 | Sector 3 | T. Spd | Elapsed | Lap D | Time | Sector 1 | Sector 2 | Sector 3 | T. Spd | Elapsed |
|-------|----------|----------|----------|----------|--------|-----------|-------|----------|----------|----------|----------|--------|-----------|
| 1 | 1:44.808 | 35.310 | 32.219 | 37.279 | 166.1 | 1:44.808 | 1 | 1:41.215 | 32.295 | 32.026 | 36.894 | 159.0 | 1:41.215 |
| 2 | 1:41.475 | 32.051 | 32.132 | 37.292 | 234.7 | 3:26.283 | 2 | 1:39.242 | 31.562 | 31.498 | 36.182 | 245.4 | 3:20.457 |
| 3 | 1:41.211 | 33.061 | 31.641 | 36.509 | 233.7 | 5:07.494 | 3 | 1:38.623 | 31.165 | 31.366 | 36.092 | 236.8 | 4:59.080 |
| 4 | 1:40.244 | 32.189 | 31.531 | 36.524 | 230.2 | 6:47.738 | 4 | 1:38.598 | 31.245 | 31.275 | 36.078 | 238.4 | 6:37.678 |
| 5 | 1:39.756 | 31.847 | 31.394 | 36.515 | 230.7 | 8:27.494 | 5 | 1:38.758 | 31.213 | 31.349 | 36.196 | 237.3 | 8:16.436 |
| 6 | 1:39.698 | 31.771 | 31.408 | 36.519 | 231.2 | 10:07.192 | 6 | 1:38.664 | 31.290 | 31.289 | 36.085 | 237.3 | 9:55.100 |
| 7 | 1:40.134 | 32.003 | 31.552 | 36.579 | 231.7 | 11:47.326 | 7 | 1:38.524 | 31.259 | 31.209 | 36.056 | 238.4 | 11:33.624 |
| 8 | 1:39.403 | 31.716 | 31.453 | 36.234 | 232.7 | 13:26.729 | 8 | 1:38.225 | 31.060 | 31.353 | 35.812 | 238.4 | 13:11.849 |
| 9 | 1:39.496 | 31.769 | 31.430 | 36.297 | 231.7 | 15:06.225 | 9 | 1:38.295 | 31.028 | 31.255 | 36.012 | 237.8 | 14:50.144 |
| 10 | 1:39.782 | 31.773 | 31.708 | 36.301 | 232.2 | 16:46.007 | 10 | 1:38.608 | 31.156 | 31.303 | 36.149 | 240.0 | 16:28.752 |
| 11 | 1:39.673 | 31.823 | 31.567 | 36.283 | 231.2 | 18:25.680 | 11 | 1:39.171 | 31.806 | 31.264 | 36.101 | 236.3 | 18:07.923 |
| 12 | 1:39.390 | 31.665 | 31.358 | 36.367 | 229.7 | 20:05.070 | 12 | 1:38.470 | 31.133 | 31.201 | 36.136 | 240.0 | 19:46.393 |
| 13 | 1:39.221 | 31.649 | 31.477 | 36.095 | 232.7 | 21:44.291 | 13 | 1:38.460 | 31.153 | 31.340 | 35.967 | 240.5 | 21:24.853 |
| 14 | 1:38.945 | 31.463 | 31.344 | 36.138 | 233.7 | 23:23.236 | 14 | 1:38.620 | 31.351 | 31.289 | 35.980 | 240.0 | 23:03.473 |
| 15 | 1:38.933 | 31.585 | 31.233 | 36.115 | 232.2 | 25:02.169 | 15 | 1:38.519 | 31.366 | 31.247 | 35.906 | 240.0 | 24:41.992 |
| 16 | 1:38.858 | 31.499 | 31.151 | 36.208 | 231.2 | 26:41.027 | 16 | 1:38.542 | 31.231 | 31.261 | 36.050 | 240.5 | 26:20.534 |
| 17 | 1:39.013 | 31.574 | 31.014 | 36.425 | 231.7 | 28:20.040 | 17 | 1:38.720 | 31.325 | 31.235 | 36.160 | 239.4 | 27:59.254 |

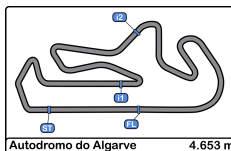
15 Enzo Trulli Dallara F320 Spiess **23** Bryce Aron Dallara F320 Spiess

CryptoTower Racing Team

Team Motopark

| Lap D | Time | Sector 1 | Sector 2 | Sector 3 | T. Spd | Elapsed | Lap D | Time | Sector 1 | Sector 2 | Sector 3 | T. Spd | Elapsed |
|-------|----------|----------|----------|----------|--------|-----------|-------|----------|----------|----------|----------|--------|-----------|
| 1 | 1:39.113 | 31.263 | 31.458 | 36.392 | 151.4 | 1:39.113 | 1 | 1:41.844 | 32.970 | 32.271 | 36.603 | 161.1 | 1:41.844 |
| 2 | 1:39.116 | 31.527 | 31.406 | 36.183 | 235.2 | 3:18.229 | 2 | 1:40.191 | 31.722 | 32.050 | 36.419 | 241.6 | 3:22.035 |
| 3 | 1:38.826 | 31.372 | 31.307 | 36.147 | 235.8 | 4:57.055 | 3 | 1:39.257 | 31.677 | 31.416 | 36.164 | 244.3 | 5:01.292 |
| 4 | 1:38.709 | 31.362 | 31.241 | 36.106 | 235.2 | 6:35.764 | 4 | 1:39.609 | 31.593 | 31.624 | 36.392 | 239.4 | 6:40.901 |
| 5 | 1:38.714 | 31.261 | 31.161 | 36.292 | 236.8 | 8:14.478 | 5 | 1:39.274 | 31.552 | 31.358 | 36.364 | 238.4 | 8:20.175 |
| 6 | 1:38.771 | 31.359 | 31.247 | 36.165 | 236.8 | 9:53.249 | 6 | 1:39.191 | 31.504 | 31.369 | 36.318 | 239.4 | 9:59.366 |
| 7 | 1:38.820 | 31.335 | 31.236 | 36.249 | 236.8 | 11:32.069 | 7 | 1:39.062 | 31.495 | 31.394 | 36.173 | 237.8 | 11:38.428 |
| 8 | 1:38.446 | 31.267 | 31.213 | 35.966 | 236.3 | 13:10.515 | 8 | 1:39.062 | 31.407 | 31.514 | 36.141 | 238.4 | 13:17.490 |
| 9 | 1:38.376 | 31.270 | 31.116 | 35.990 | 237.3 | 14:48.891 | 9 | 1:38.949 | 31.314 | 31.329 | 36.306 | 239.4 | 14:56.439 |
| 10 | 1:38.747 | 31.262 | 31.256 | 36.229 | 236.3 | 16:27.638 | 10 | 1:38.822 | 31.273 | 31.289 | 36.260 | 238.4 | 16:35.261 |
| 11 | 1:38.484 | 31.364 | 31.250 | 35.870 | 236.3 | 18:06.122 | 11 | 1:39.032 | 31.461 | 31.390 | 36.181 | 238.4 | 18:14.293 |
| 12 | 1:38.550 | 31.259 | 31.204 | 36.087 | 236.3 | 19:44.672 | 12 | 1:38.998 | 31.312 | 31.398 | 36.288 | 237.8 | 19:53.291 |
| 13 | 1:38.073 | 31.124 | 31.107 | 35.842 | 237.3 | 21:22.745 | 13 | 1:38.753 | 31.311 | 31.274 | 36.168 | 238.4 | 21:32.044 |
| 14 | 1:38.096 | 31.100 | 31.067 | 35.929 | 237.8 | 23:00.841 | 14 | 1:38.698 | 31.310 | 31.270 | 36.118 | 240.0 | 23:10.742 |
| 15 | 1:38.159 | 31.185 | 31.050 | 35.924 | 237.3 | 24:39.000 | 15 | 1:39.175 | 31.400 | 31.562 | 36.213 | 239.4 | 24:49.917 |
| 16 | 1:37.964 | 31.146 | 31.033 | 35.785 | 237.8 | 26:16.964 | 16 | 1:39.019 | 31.302 | 31.427 | 36.290 | 238.9 | 26:28.936 |
| 17 | 1:38.509 | 31.332 | 31.144 | 36.033 | 237.8 | 27:55.473 | 17 | 1:38.976 | 31.325 | 31.375 | 36.276 | 238.9 | 28:07.912 |





Autodromo Int. do Algarve
Euroformula Open
Race - 1
Lap Analysis



73

Cian Shields

Dallara F320 Spiess **84**

Francesco Simonazzi

Dallara F320 Spiess

Team Motopark

BVM Racing

| Lap | D | Time | Sector 1 | Sector 2 | Sector 3 | T. Spd | Elapsed | Lap | D | Time | Sector 1 | Sector 2 | Sector 3 | T. Spd | Elapsed |
|-----|---|----------|----------|----------|----------|--------|-----------|-----|---|----------|----------|----------|----------|--------|-----------|
| 1 | | 1:42.205 | 33.092 | 32.529 | 36.584 | 164.8 | 1:42.205 | 1 | | 1:40.919 | 32.196 | 31.953 | 36.770 | 156.7 | 1:40.919 |
| 2 | | 1:40.302 | 31.951 | 31.949 | 36.402 | 245.4 | 3:22.507 | 2 | | 1:40.761 | 32.357 | 32.023 | 36.381 | 236.8 | 3:21.680 |
| 3 | | 1:39.805 | 31.670 | 31.735 | 36.400 | 243.7 | 5:02.312 | 3 | | 1:38.896 | 31.363 | 31.419 | 36.114 | 241.6 | 5:00.576 |
| 4 | | 1:39.244 | 31.497 | 31.532 | 36.215 | 238.4 | 6:41.556 | 4 | | 1:39.378 | 31.627 | 31.197 | 36.554 | 238.9 | 6:39.954 |
| 5 | | 1:39.659 | 31.577 | 31.566 | 36.516 | 242.1 | 8:21.215 | 5 | | 1:38.725 | 31.414 | 31.229 | 36.082 | 237.8 | 8:18.679 |
| 6 | | 1:39.140 | 31.307 | 31.375 | 36.458 | 239.4 | 10:00.355 | 6 | | 1:38.639 | 31.270 | 31.184 | 36.185 | 237.8 | 9:57.318 |
| 7 | | 1:39.293 | 31.346 | 31.670 | 36.277 | 240.0 | 11:39.648 | 7 | | 1:38.895 | 31.284 | 31.294 | 36.317 | 238.4 | 11:36.213 |
| 8 | | 1:39.309 | 31.512 | 31.544 | 36.253 | 239.4 | 13:18.957 | 8 | | 1:38.882 | 31.508 | 31.374 | 36.000 | 238.4 | 13:15.095 |
| 9 | | 1:39.449 | 31.445 | 31.577 | 36.427 | 240.5 | 14:58.406 | 9 | | 1:38.489 | 31.181 | 31.086 | 36.222 | 238.4 | 14:53.584 |
| 10 | | 1:39.221 | 31.433 | 31.680 | 36.108 | 238.4 | 16:37.627 | 10 | | 1:38.543 | 31.153 | 31.158 | 36.232 | 238.9 | 16:32.127 |
| 11 | | 1:39.088 | 31.416 | 31.491 | 36.181 | 238.4 | 18:16.715 | 11 | | 1:38.950 | 31.277 | 31.433 | 36.240 | 238.4 | 18:11.077 |
| 12 | | 1:39.237 | 31.334 | 31.451 | 36.452 | 237.8 | 19:55.952 | 12 | | 1:38.852 | 31.366 | 31.365 | 36.121 | 236.3 | 19:49.929 |
| 13 | | 1:38.984 | 31.383 | 31.326 | 36.275 | 237.8 | 21:34.936 | 13 | | 1:38.804 | 31.330 | 31.396 | 36.078 | 238.4 | 21:28.733 |
| 14 | | 1:38.770 | 31.261 | 31.372 | 36.137 | 240.0 | 23:13.706 | 14 | | 1:38.646 | 31.234 | 31.310 | 36.102 | 239.4 | 23:07.379 |
| 15 | | 1:39.046 | 31.226 | 31.487 | 36.333 | 238.4 | 24:52.752 | 15 | | 1:38.398 | 31.122 | 31.162 | 36.114 | 238.9 | 24:45.777 |
| 16 | | 1:39.027 | 31.233 | 31.528 | 36.266 | 238.9 | 26:31.779 | 16 | | 1:38.449 | 31.186 | 31.161 | 36.102 | 238.4 | 26:24.226 |
| 17 | | 1:38.947 | 31.332 | 31.381 | 36.234 | 238.9 | 28:10.726 | 17 | | 1:38.764 | 31.220 | 31.392 | 36.152 | 238.9 | 28:02.990 |

77

Tim Tramnitz

Dallara F320 Spiess **212**

Paolo Brajnik

Dallara F320 Spiess

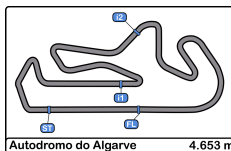
CryptoTower Racing Team

GC

NV Racing

| Lap | D | Time | Sector 1 | Sector 2 | Sector 3 | T. Spd | Elapsed | Lap | D | Time | Sector 1 | Sector 2 | Sector 3 | T. Spd | Elapsed |
|-----|---|----------|----------|----------|----------|--------|-----------|-----|---|------------|----------|----------|----------|--------|----------|
| 1 | | 1:41.276 | 32.766 | 31.887 | 36.623 | 152.9 | 1:41.276 | 1 | | 1:44.063 | 34.521 | 32.396 | 37.146 | 168.7 | 1:44.063 |
| 2 | | 1:39.827 | 31.999 | 31.702 | 36.126 | 243.2 | 3:21.103 | 2 | | 1:42.133 | 32.280 | 32.359 | 37.494 | 235.2 | 3:26.196 |
| 3 | | 1:38.556 | 31.353 | 31.280 | 35.923 | 240.5 | 4:59.659 | 3 | | 1:43.678 | 33.765 | 32.526 | 37.387 | 233.7 | 5:09.874 |
| 4 | | 1:38.715 | 31.375 | 31.188 | 36.152 | 240.0 | 6:38.374 | 4 | | 2:00.012 P | 32.373 | 32.244 | 55.395 | 235.2 | 7:09.886 |
| 5 | | 1:38.427 | 31.252 | 31.170 | 36.005 | 239.4 | 8:16.801 | | | | | | | | |
| 6 | | 1:38.621 | 31.342 | 31.158 | 36.121 | 244.8 | 9:55.422 | | | | | | | | |
| 7 | | 1:38.877 | 31.270 | 31.448 | 36.159 | 245.4 | 11:34.299 | | | | | | | | |
| 8 | | 1:38.060 | 31.104 | 31.022 | 35.934 | 241.0 | 13:12.359 | | | | | | | | |
| 9 | | 1:38.292 | 31.000 | 31.246 | 36.046 | 243.2 | 14:50.651 | | | | | | | | |
| 10 | | 1:38.267 | 31.136 | 31.080 | 36.051 | 243.2 | 16:28.918 | | | | | | | | |
| 11 | | 1:38.013 | 31.145 | 31.069 | 35.799 | 243.2 | 18:06.931 | | | | | | | | |
| 12 | | 1:38.353 | 31.283 | 31.057 | 36.013 | 240.5 | 19:45.284 | | | | | | | | |
| 13 | | 1:38.113 | 31.125 | 31.093 | 35.895 | 242.1 | 21:23.397 | | | | | | | | |
| 14 | | 1:38.158 | 31.135 | 31.155 | 35.868 | 242.6 | 23:01.555 | | | | | | | | |
| 15 | | 1:38.214 | 31.214 | 31.029 | 35.971 | 241.6 | 24:39.769 | | | | | | | | |
| 16 | | 1:37.947 | 31.173 | 31.033 | 35.741 | 241.6 | 26:17.716 | | | | | | | | |
| 17 | | 1:38.126 | 31.257 | 30.924 | 35.945 | 242.1 | 27:55.842 | | | | | | | | |





Autodromo Int. do Algarve

Euroformula Open

Race - 1

Analysis by Lap



Autodromo do Algarve 4.653 m.

| Num | Lap Time | Gap |
|--------------|----------|-----|
| Lap 1 | | |
| 15 | 1:39.113 | |

| | | |
|-----|----------|--------|
| 84 | 1:40.919 | 01.806 |
| 19 | 1:41.215 | 02.102 |
| 77 | 1:41.276 | 02.163 |
| 23 | 1:41.844 | 02.731 |
| 73 | 1:42.205 | 03.092 |
| 212 | 1:44.063 | 04.950 |
| 10 | 1:44.808 | 05.695 |

| Num | Lap Time | Gap |
|-----|----------|-----|
|-----|----------|-----|

| | | |
|--------------|----------|--------|
| Lap 2 | | |
| 15 | 1:39.116 | |
| 19 | 1:39.242 | 02.228 |
| 77 | 1:39.827 | 02.874 |
| 84 | 1:40.761 | 03.451 |
| 23 | 1:40.191 | 03.806 |
| 73 | 1:40.302 | 04.278 |
| 212 | 1:42.133 | 07.967 |
| 10 | 1:41.475 | 08.054 |

| Num | Lap Time | Gap |
|-----|----------|-----|
|-----|----------|-----|

| | | |
|--------------|----------|--------|
| Lap 3 | | |
| 15 | 1:38.826 | |
| 19 | 1:38.623 | 02.025 |
| 77 | 1:38.556 | 02.604 |
| 84 | 1:38.896 | 03.521 |
| 23 | 1:39.257 | 04.237 |
| 73 | 1:39.805 | 05.257 |
| 10 | 1:41.211 | 10.439 |
| 212 | 1:43.678 | 12.819 |

| Num | Lap Time | Gap |
|-----|----------|-----|
|-----|----------|-----|

| | | |
|--------------|----------|--------|
| Lap 4 | | |
| 15 | 1:38.709 | |
| 19 | 1:38.598 | 01.914 |
| 77 | 1:38.715 | 02.610 |
| 84 | 1:39.378 | 04.190 |
| 23 | 1:39.609 | 05.137 |
| 73 | 1:39.244 | 05.792 |
| 10 | 1:40.244 | 11.974 |
| 212 | 2:00.012 | 34.122 |

| Num | Lap Time | Gap |
|-----|----------|-----|
|-----|----------|-----|

| | | |
|--------------|----------|--------|
| Lap 5 | | |
| 15 | 1:38.714 | |
| 19 | 1:38.758 | 01.958 |
| 77 | 1:38.427 | 02.323 |
| 84 | 1:38.725 | 04.201 |
| 23 | 1:39.274 | 05.697 |
| 73 | 1:39.659 | 06.737 |
| 10 | 1:39.756 | 13.016 |

| Num | Lap Time | Gap |
|-----|----------|-----|
|-----|----------|-----|

| | | |
|--------------|----------|--------|
| Lap 6 | | |
| 15 | 1:38.771 | |
| 19 | 1:38.664 | 01.851 |
| 77 | 1:38.621 | 02.173 |
| 84 | 1:38.639 | 04.069 |
| 23 | 1:39.191 | 06.117 |

| Num | Lap Time | Gap |
|-----|----------|--------|
| 73 | 1:39.140 | 07.106 |
| 10 | 1:39.698 | 13.943 |

| Num | Lap Time | Gap |
|-----|----------|-----|
|-----|----------|-----|

| | | |
|--------------|----------|--------|
| Lap 7 | | |
| 15 | 1:38.820 | |
| 19 | 1:38.524 | 01.555 |
| 77 | 1:38.877 | 02.230 |
| 84 | 1:38.895 | 04.144 |
| 23 | 1:39.062 | 06.359 |
| 73 | 1:39.293 | 07.579 |
| 10 | 1:40.134 | 15.257 |

| Num | Lap Time | Gap |
|-----|----------|-----|
|-----|----------|-----|

| | | |
|--------------|----------|--------|
| Lap 8 | | |
| 15 | 1:38.446 | |
| 19 | 1:38.225 | 01.334 |
| 77 | 1:38.060 | 01.844 |
| 84 | 1:38.882 | 04.580 |
| 23 | 1:39.062 | 06.975 |
| 73 | 1:39.309 | 08.442 |
| 10 | 1:39.403 | 16.214 |

| Num | Lap Time | Gap |
|-----|----------|-----|
|-----|----------|-----|

| | | |
|--------------|----------|--------|
| Lap 9 | | |
| 15 | 1:38.376 | |
| 19 | 1:38.295 | 01.253 |
| 77 | 1:38.292 | 01.760 |
| 84 | 1:38.489 | 04.693 |
| 23 | 1:38.949 | 07.548 |
| 73 | 1:39.449 | 09.515 |
| 10 | 1:39.496 | 17.334 |

| Num | Lap Time | Gap |
|-----|----------|-----|
|-----|----------|-----|

| | | |
|---------------|----------|--------|
| Lap 10 | | |
| 15 | 1:38.747 | |
| 19 | 1:38.608 | 01.114 |
| 77 | 1:38.267 | 01.280 |
| 84 | 1:38.543 | 04.489 |
| 23 | 1:38.822 | 07.623 |
| 73 | 1:39.221 | 09.989 |
| 10 | 1:39.782 | 18.369 |

| Num | Lap Time | Gap |
|-----|----------|-----|
|-----|----------|-----|

| | | |
|---------------|----------|--------|
| Lap 11 | | |
| 15 | 1:38.484 | |
| 77 | 1:38.013 | 00.809 |
| 19 | 1:39.171 | 01.801 |
| 84 | 1:38.950 | 04.955 |
| 23 | 1:39.032 | 08.171 |
| 73 | 1:39.088 | 10.593 |
| 10 | 1:39.673 | 19.558 |

| Num | Lap Time | Gap |
|-----|----------|-----|
|-----|----------|-----|

| | | |
|---------------|----------|--------|
| Lap 12 | | |
| 15 | 1:38.550 | |
| 77 | 1:38.353 | 00.612 |
| 19 | 1:38.470 | 01.721 |
| 84 | 1:38.852 | 05.257 |
| 23 | 1:38.998 | 08.619 |
| 73 | 1:39.237 | 11.280 |

| Num | Lap Time | Gap |
|-----|----------|--------|
| 10 | 1:39.390 | 20.398 |

| Num | Lap Time | Gap |
|-----|----------|-----|
|-----|----------|-----|

| | | |
|---------------|----------|--------|
| Lap 13 | | |
| 15 | 1:38.073 | |
| 77 | 1:38.113 | 00.652 |
| 19 | 1:38.460 | 02.108 |
| 84 | 1:38.804 | 05.988 |
| 23 | 1:38.753 | 09.299 |
| 73 | 1:38.984 | 12.191 |
| 10 | 1:39.221 | 21.546 |

| Num | Lap Time | Gap |
|-----|----------|-----|
|-----|----------|-----|

| | | |
|---------------|----------|--------|
| Lap 14 | | |
| 15 | 1:38.096 | |
| 77 | 1:38.158 | 00.714 |
| 19 | 1:38.620 | 02.632 |
| 84 | 1:38.646 | 06.538 |
| 23 | 1:38.698 | 09.901 |
| 73 | 1:38.770 | 12.865 |
| 10 | 1:38.945 | 22.395 |

| Num | Lap Time | Gap |
|-----|----------|-----|
|-----|----------|-----|

| | | |
|---------------|----------|--------|
| Lap 15 | | |
| 15 | 1:38.159 | |
| 77 | 1:38.214 | 00.769 |
| 19 | 1:38.519 | 02.992 |
| 84 | 1:38.398 | 06.777 |
| 23 | 1:39.175 | 10.917 |
| 73 | 1:39.046 | 13.752 |
| 10 | 1:38.933 | 23.169 |

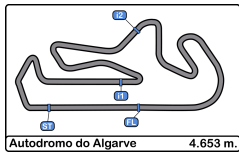
| Num | Lap Time | Gap |
|-----|----------|-----|
|-----|----------|-----|

| | | |
|---------------|----------|--------|
| Lap 16 | | |
| 15 | 1:37.964 | |
| 77 | 1:37.947 | 00.752 |
| 19 | 1:38.542 | 03.570 |
| 84 | 1:38.449 | 07.262 |
| 23 | 1:39.019 | 11.972 |
| 73 | 1:39.027 | 14.815 |
| 10 | 1:38.858 | 24.063 |

| Num | Lap Time | Gap |
|-----|----------|-----|
|-----|----------|-----|

| | | |
|---------------|----------|--------|
| Lap 17 | | |
| 15 | 1:38.509 | |
| 77 | 1:38.126 | 00.369 |
| 19 | 1:38.720 | 03.781 |
| 84 | 1:38.764 | 07.517 |
| 23 | 1:38.976 | 12.439 |
| 73 | 1:38.947 | 15.253 |
| 10 | 1:39.013 | 24.567 |





Autodromo Int. do Algarve


Euroformula Open

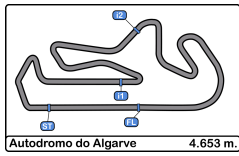
Race - 1

Best Sectors Results



| Sector - 1 | | | Sector - 2 | | | Sector - 3 | | | Ideal Lap vs Best Lap | | | | | | |
|------------|----|---------------------|------------|-----|---------------------|------------|-----|---------------------|-----------------------|------|-----|---------------------|-----------|----------|------|
| Clas | Nº | Driver | Time | Nº | Driver | Time | Nº | Driver | Time | Clas | Nº | Driver | Ideal Lap | Best Lap | Clas |
| 1 | 77 | Tim Tramnitz | 31.000 | 77 | Tim Tramnitz | 30.924 | 77 | Tim Tramnitz | 35.741 | 1 | 77 | Tim Tramnitz | 1:37.665 | 1:37.947 | 1 |
| 2 | 19 | Noel Leon | 31.028 | 10 | Juju Noda | 31.014 | 15 | Enzo Trulli | 35.785 | 2 | 15 | Enzo Trulli | 1:37.918 | 1:37.964 | 2 |
| 3 | 15 | Enzo Trulli | 31.100 | 15 | Enzo Trulli | 31.033 | 19 | Noel Leon | 35.812 | 3 | 19 | Noel Leon | 1:38.041 | 1:38.225 | 3 |
| 4 | 84 | Francesco Simonazzi | 31.122 | 84 | Francesco Simonazzi | 31.086 | 84 | Francesco Simonazzi | 36.000 | 4 | 84 | Francesco Simonazzi | 1:38.208 | 1:38.398 | 4 |
| 5 | 73 | Cian Shields | 31.226 | 19 | Noel Leon | 31.201 | 10 | Juju Noda | 36.095 | 5 | 10 | Juju Noda | 1:38.572 | 1:38.858 | 7 |
| 6 | 23 | Bryce Aron | 31.273 | 23 | Bryce Aron | 31.270 | 73 | Cian Shields | 36.108 | 6 | 73 | Cian Shields | 1:38.660 | 1:38.770 | 6 |
| 7 | 10 | Juju Noda | 31.463 | 73 | Cian Shields | 31.326 | 23 | Bryce Aron | 36.118 | 7 | 23 | Bryce Aron | 1:38.661 | 1:38.698 | 5 |
| 8 | 21 | Paolo Brajnik | 32.280 | 212 | Paolo Brajnik | 32.244 | 212 | Paolo Brajnik | 37.146 | 8 | 212 | Paolo Brajnik | 1:41.670 | 1:42.133 | 8 |




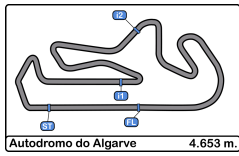


Autodromo Int. do Algarve
Euroformula Open
Race - 1
Leader Sequence



| N° | Driver | Nat | Cat | Clas | Team | Nat | Vehicle | Start Lap | End Lap | Laps | Total Laps |
|----|-------------|-----|-----|------|-------------------------|-----|---------------------|-----------|---------|------|------------|
| 15 | Enzo Trulli | | | | CryptoTower Racing Team | | Dallara F320 Spiess | 1 | 17 | 17 | 17 |



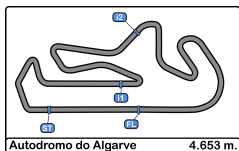


Autodromo Int. do Algarve
Euroformula Open
Race - 1
Best 5 Lap Times



| Cls | Nº | Driver | Nat | Cat | Cls | Team | Nat | Vehicle | Best 1 | | Best 2 | | Best 3 | | Best 4 | | Best 5 | |
|-----|-----|---------------|-----|-----|-----|--------------------|-------------|---------------------|----------|-----|----------|-----|----------|-----|----------|-----|----------|-----|
| | | | | | | | | | Time | Lap | Time | Lap | Time | Lap | Time | Lap | Time | Lap |
| 1 | 77 | Tim Tramnitz | | DEU | | CryptoTower Racing | | Dallara F320 Spiess | 1:37.947 | 16 | 1:38.013 | 11 | 1:38.060 | 8 | 1:38.113 | 13 | 1:38.126 | 17 |
| 2 | 15 | Enzo Trulli | | ITA | | CryptoTower Racing | | Dallara F320 Spiess | 1:37.964 | 16 | 1:38.073 | 13 | 1:38.096 | 14 | 1:38.159 | 15 | 1:38.376 | 9 |
| 3 | 19 | Noel Leon | | MEX | | Team Motopark | | Dallara F320 Spiess | 1:38.225 | 8 | 1:38.295 | 9 | 1:38.460 | 13 | 1:38.470 | 12 | 1:38.519 | 15 |
| 4 | 84 | Francesco | | ITA | | BVM Racing | | Dallara F320 Spiess | 1:38.398 | 15 | 1:38.449 | 16 | 1:38.489 | 9 | 1:38.543 | 10 | 1:38.639 | 6 |
| 5 | 23 | Bryce Aron | | USA | | Team Motopark | | Dallara F320 Spiess | 1:38.698 | 14 | 1:38.753 | 13 | 1:38.822 | 10 | 1:38.949 | 9 | 1:38.976 | 17 |
| 6 | 73 | Cian Shields | | GBR | | Team Motopark | | Dallara F320 Spiess | 1:38.770 | 14 | 1:38.947 | 17 | 1:38.984 | 13 | 1:39.027 | 16 | 1:39.046 | 15 |
| 7 | 10 | Juju Noda | | JPN | R | 1 | Noda Racing | Dallara F320 Spiess | 1:38.858 | 16 | 1:38.933 | 15 | 1:38.945 | 14 | 1:39.013 | 17 | 1:39.221 | 13 |
| 8 | 212 | Paolo Brajnik | | SRB | GC | 1 | NV Racing | Dallara F320 Spiess | 1:42.133 | 2 | 1:43.678 | 3 | 1:44.063 | 1 | 2:00.012 | 4 | | |





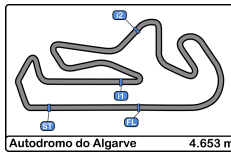
Autodromo Int. do Algarve
Euroformula Open
Race - 1
Best 5 Top Speeds



Autodromo do Algarve 4.653 m.

| Clas | Nº | Driver | Nat | Cat | Cls | Team | Nat | Vehicle | Top 1 | | Top 2 | | Top 3 | | Top 4 | | Top 5 | | Avg | |
|------|-----|---------------------|-----|-----|-----|-------------------------|-------------|---------------------|---------------------|-------|-------|-------|-------|-------|-------|-------|-------|-------|-------|-------|
| | | | | | | | | | Km/h | Lap | Km/h | Lap | Km/h | Lap | Km/h | Lap | Km/h | Lap | | |
| 1 | 19 | Noel Leon | | GBR | | Team Motopark | | Dallara F320 Spiess | 245.4 | 2 | 240.5 | 13 | 240.5 | 16 | 240.0 | 10 | 240.0 | 12 | 241.3 | |
| 2 | 73 | Cian Shields | | GBR | | Team Motopark | | Dallara F320 Spiess | 245.4 | 2 | 243.7 | 3 | 242.1 | 5 | 240.5 | 9 | 240.0 | 7 | 242.3 | |
| 3 | 77 | Tim Tramnitz | | DEU | | CryptoTower Racing Team | | Dallara F320 Spiess | 245.4 | 7 | 244.8 | 6 | 243.2 | 2 | 243.2 | 9 | 243.2 | 10 | 244.0 | |
| 4 | 23 | Bryce Aron | | USA | | Team Motopark | | Dallara F320 Spiess | 244.3 | 3 | 241.6 | 2 | 240.0 | 14 | 239.4 | 4 | 239.4 | 6 | 240.9 | |
| 5 | 84 | Francesco Simonazzi | | ITA | | BVM Racing | | Dallara F320 Spiess | 241.6 | 3 | 239.4 | 14 | 238.9 | 4 | 238.9 | 10 | 238.9 | 15 | 239.5 | |
| 6 | 15 | Enzo Trulli | | ITA | | CryptoTower Racing Team | | Dallara F320 Spiess | 237.8 | 14 | 237.8 | 16 | 237.8 | 17 | 237.3 | 9 | 237.3 | 13 | 237.6 | |
| 7 | 212 | Paolo Brajnik | | SRB | GC | 1 | NV Racing | | Dallara F320 Spiess | 235.2 | 2 | 235.2 | 4 | 233.7 | 3 | 168.7 | 1 | | | 218.2 |
| 8 | 10 | Juju Noda | | JPN | R | 1 | Noda Racing | | Dallara F320 Spiess | 234.7 | 2 | 233.7 | 3 | 233.7 | 14 | 232.7 | 8 | 232.7 | 13 | 233.5 |




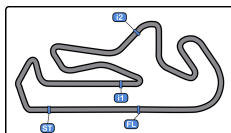


Autodromo Int. do Algarve
Euroformula Open
Race - 1
Fastest Laps Sequence



| Lap | Time of Day | Session Time | Nº Driver | Nat | Cat | Team | Nat | Vehicle | Time | Km/h |
|-----|--------------|--------------|-----------------|-----|-----|-------------------------|-----|---------------------|----------|-------|
| 3 | 15:38:58.055 | 4:56.055 | 15 Enzo Trulli | ITA | | CryptoTower Racing Team | JPN | Dallara F320 Spiess | 1:38.826 | 169.4 |
| 3 | 15:39:00.080 | 4:58.080 | 19 Noel Leon | MEX | | Team Motopark | DEU | Dallara F320 Spiess | 1:38.623 | 169.8 |
| 3 | 15:39:00.659 | 4:58.659 | 77 Tim Tramnitz | DEU | | CryptoTower Racing Team | JPN | Dallara F320 Spiess | 1:38.556 | 169.9 |
| 5 | 15:42:17.801 | 8:15.801 | 77 Tim Tramnitz | DEU | | CryptoTower Racing Team | JPN | Dallara F320 Spiess | 1:38.427 | 170.1 |
| 8 | 15:47:12.849 | 13:10.849 | 19 Noel Leon | MEX | | Team Motopark | DEU | Dallara F320 Spiess | 1:38.225 | 170.5 |
| 8 | 15:47:13.359 | 13:11.359 | 77 Tim Tramnitz | DEU | | CryptoTower Racing Team | JPN | Dallara F320 Spiess | 1:38.060 | 170.8 |
| 11 | 15:52:07.931 | 18:05.931 | 77 Tim Tramnitz | DEU | | CryptoTower Racing Team | JPN | Dallara F320 Spiess | 1:38.013 | 170.9 |
| 16 | 16:00:17.964 | 26:15.964 | 15 Enzo Trulli | ITA | | CryptoTower Racing Team | JPN | Dallara F320 Spiess | 1:37.964 | 170.9 |
| 16 | 16:00:18.716 | 26:16.716 | 77 Tim Tramnitz | DEU | | CryptoTower Racing Team | JPN | Dallara F320 Spiess | 1:37.947 | 171.0 |





Autodromo do Algarve 4.653 m.

Autodromo Int. do Algarve


Euroformula Open

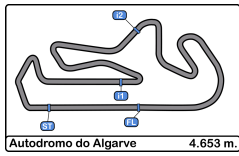
Race - 1

Event Best Maximum Speed



| Nº | Driver | Nat | Cat | Clas | Team | Nat | Vehicle | Km/h | Session |
|-----|---------------------|-----|-----|------|-------------------------|-----|---------------------|-------|-------------------|
| 23 | Bryce Aron | USA | | | Team Motopark | DEU | Dallara F320 Spiess | 251.1 | Private test - 2 |
| 26 | Jakob Bergmeister | DEU | R | 1 | Team Motopark | DEU | Dallara F320 Spiess | 251.1 | Free Practice - 2 |
| 73 | Cian Shields | GBR | | | Team Motopark | DEU | Dallara F320 Spiess | 250.5 | Private test - 2 |
| 84 | Francesco Simonazzi | ITA | | | BVM Racing | ITA | Dallara F320 Spiess | 248.2 | Private test - 2 |
| 77 | Tim Tramnitz | DEU | | | CryptoTower Racing Team | JPN | Dallara F320 Spiess | 248.2 | Free Practice - 2 |
| 7 | Vladimir Netusil | CZE | GC | 1 | Effective Racing | CZE | Dallara F320 HWA | 247.7 | Free Practice - 1 |
| 19 | Noel Leon | MEX | | | Team Motopark | DEU | Dallara F320 Spiess | 247.1 | Free Practice - 2 |
| 15 | Enzo Trulli | ITA | | | CryptoTower Racing Team | JPN | Dallara F320 Spiess | 246.5 | Free Practice - 2 |
| 10 | Juju Noda | JPN | R | 2 | Noda Racing | JPN | Dallara F320 Spiess | 244.8 | Private test - 1 |
| 212 | Paolo Brajnik | SRB | GC | 2 | NV Racing | SRB | Dallara F320 Spiess | 244.3 | Free Practice - 2 |





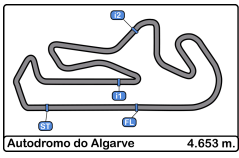
Autodromo Int. do Algarve
Euroformula Open
Race - 1
Lap Chart



LAP

| Nr | Pos | Grid | 1 | 2 | 3 | 4 | 5 | 6 | 7 | 8 | 9 | 10 | 11 | 12 | 13 | 14 | 15 | 16 | 17 |
|-----|-----|------|-----|-----|-----|-----|----|----|----|----|----|----|----|----|----|----|----|----|----|
| 15 | 1 | 15 | 15 | 15 | 15 | 15 | 15 | 15 | 15 | 15 | 15 | 15 | 15 | 15 | 15 | 15 | 15 | 15 | 15 |
| 77 | 2 | 77 | 84 | 19 | 19 | 19 | 19 | 19 | 19 | 19 | 19 | 19 | 77 | 77 | 77 | 77 | 77 | 77 | 77 |
| 84 | 3 | 84 | 19 | 77 | 77 | 77 | 77 | 77 | 77 | 77 | 77 | 77 | 19 | 19 | 19 | 19 | 19 | 19 | 19 |
| 19 | 4 | 19 | 77 | 84 | 84 | 84 | 84 | 84 | 84 | 84 | 84 | 84 | 84 | 84 | 84 | 84 | 84 | 84 | 84 |
| 23 | 5 | 23 | 23 | 23 | 23 | 23 | 23 | 23 | 23 | 23 | 23 | 23 | 23 | 23 | 23 | 23 | 23 | 23 | 23 |
| 73 | 6 | 73 | 73 | 73 | 73 | 73 | 73 | 73 | 73 | 73 | 73 | 73 | 73 | 73 | 73 | 73 | 73 | 73 | 73 |
| 26 | 7 | 26 | 212 | 212 | 10 | 10 | 10 | 10 | 10 | 10 | 10 | 10 | 10 | 10 | 10 | 10 | 10 | 10 | 10 |
| 10 | 8 | 10 | 10 | 10 | 212 | 212 | | | | | | | | | | | | | |
| 212 | 9 | 212 | | | | | | | | | | | | | | | | | |
| 7 | 10 | 7 | | | | | | | | | | | | | | | | | |

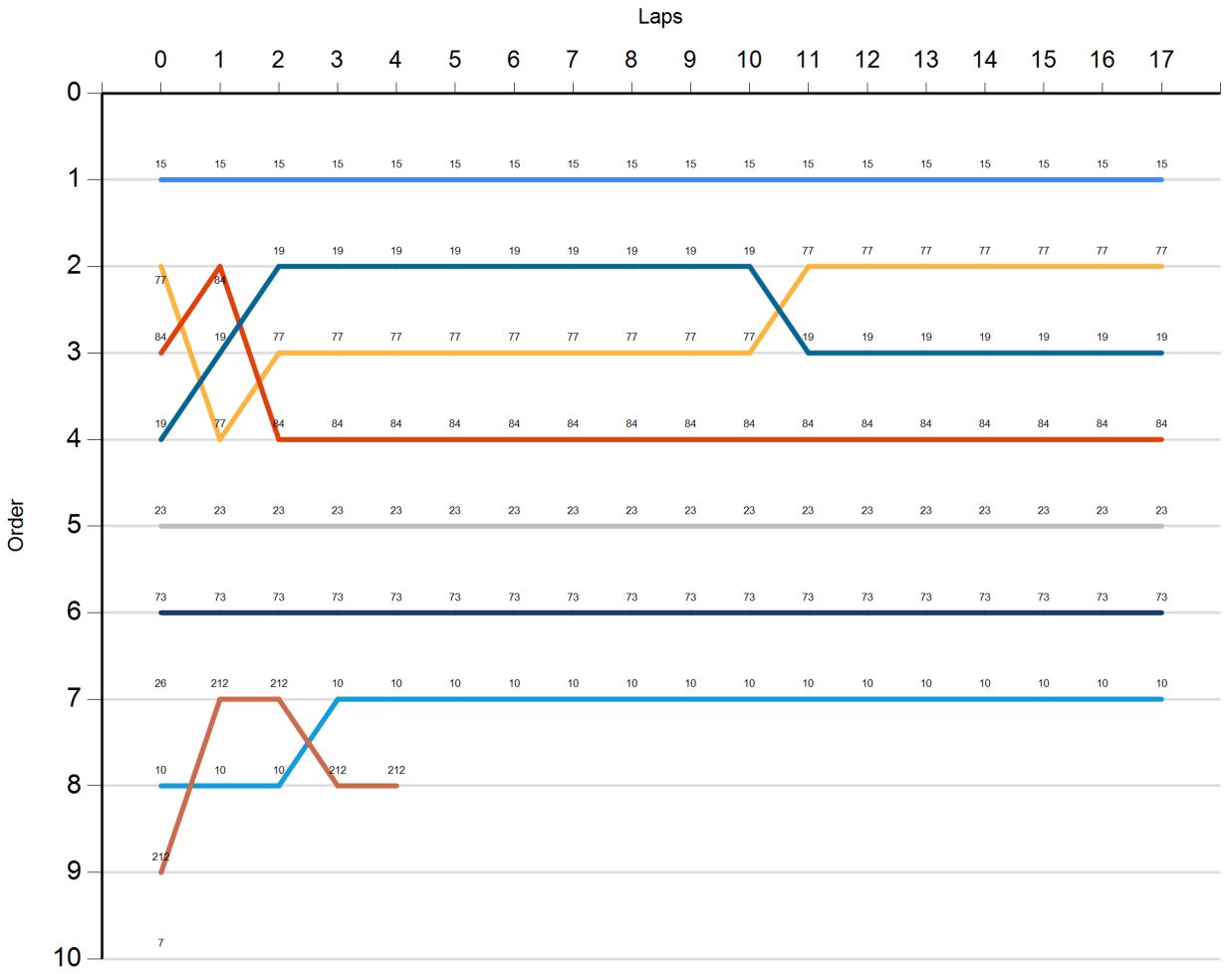


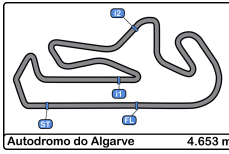


Autodromo Int. do Algarve
Euroformula Open
Race - 1
Graphic Lap Chart



- 15
- 77
- 84
- 19
- 23
- 73
- 26
- 10
- 212
- 7




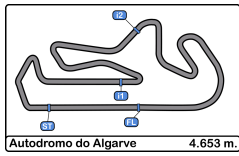


Autodromo Int. do Algarve
Euroformula Open
Race - 1
Pit Stop Analysis

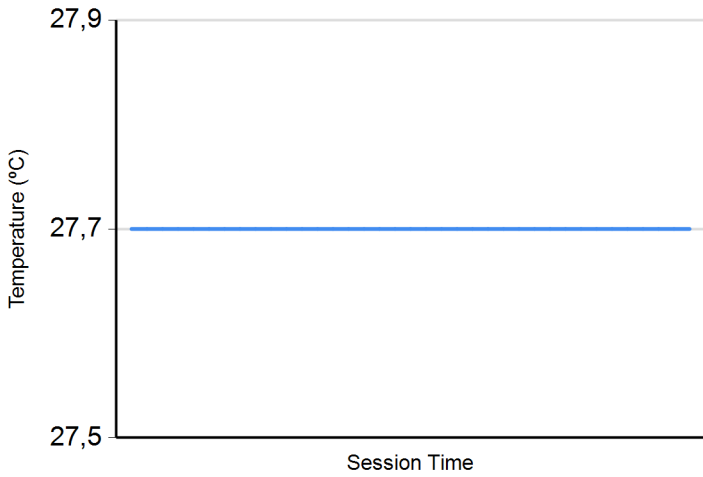


| Or d. | Nr. | In Day | Time | Driver | Nat | Cat | Team | Nat | Vehicle | In Time | Stop N° | Pit Time | Handicap | Dif. |
|----------|-----|--------|------|--------|-----|-----|------|-----|---------|---------|---------|----------|----------|------|
|----------|-----|--------|------|--------|-----|-----|------|-----|---------|---------|---------|----------|----------|------|

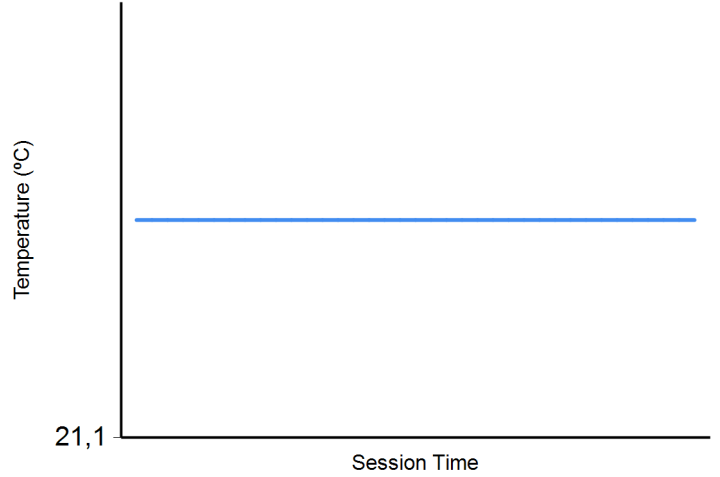




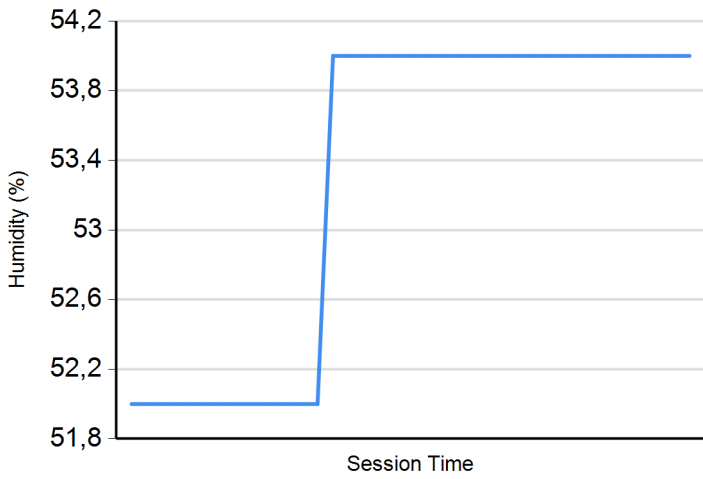
Air Temperature



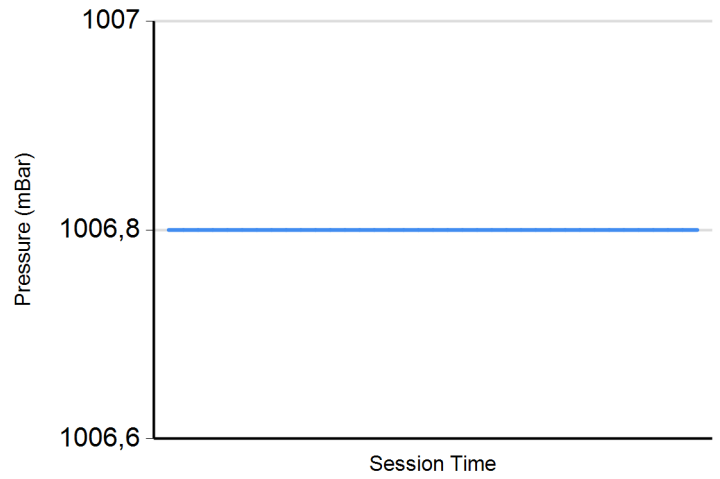
Track Temperature



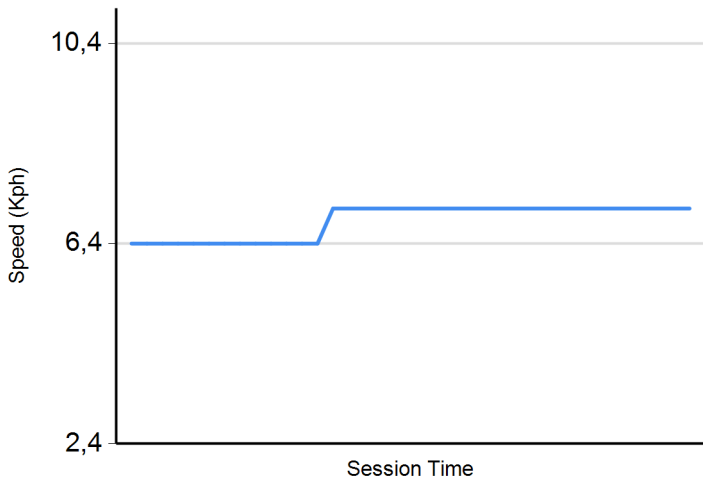
Humidity



Pressure



Wind Speed



Wind direction

