

Autodromo Int. do Algarve
Euroformula Open
Race - 2
Provisional Results



Clas	Nº	Driver	Nat	Cat	Clas	Team	Nat	Vehicle	Laps	Total Time	Gap	Interval	Km/h	Best	Time	Km/h
1	84	Francesco Simonazzi	ITA			BVM Racing	ITA	Dallara F320 Spiess	18	29:33.516			170.0	13	1:37.697	171.4
2	15	Enzo Trulli	ITA			CryptoTower Racing Team	JPN	Dallara F320 Spiess	18	29:34.874	1.358	1.358	169.8	7	1:37.823	171.2
3	77	Tim Tramnitz	DEU			CryptoTower Racing Team	JPN	Dallara F320 Spiess	18	29:35.945	2.429	1.071	169.7	8	1:37.602	171.6
4	23	Bryce Aron	USA			Team Motopark	DEU	Dallara F320 Spiess	18	29:37.882	4.366	1.937	169.5	8	1:37.615	171.6
5	19	Noel Leon	MEX			Team Motopark	DEU	Dallara F320 Spiess	18	29:48.415	14.899	10.533	168.5	13	1:37.463	171.8
6	26	Jakob Bergmeister	DEU	R	1	Team Motopark	DEU	Dallara F320 Spiess	18	29:53.347	19.831	4.932	168.1	13	1:38.550	169.9
7	10	Juju Noda	JPN	R	2	Noda Racing	JPN	Dallara F320 Spiess	18	29:55.098	21.582	1.751	167.9	18	1:38.176	170.6
8	7	Vladimir Netusil	CZE	GC	1	Effective Racing	CZE	Dallara F320 HWA	18	30:43.128	1:09.612	48.030	163.5	17	1:40.464	166.7
9	73	Cian Shields	GBR			Team Motopark	DEU	Dallara F320 Spiess	16	30:41.357	2 Laps	2 Laps	145.5	12	1:37.885	171.1

Fastest lap Noel Leon in 1:37.463 at 171.8 Km/h in lap 13

Published at:.....

Track Temp: 22.2 °C Air Temp: 20.5 °C Humidity: 56 % Track Status: DRY

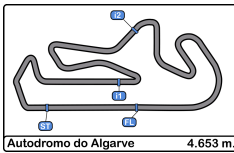
Race Director:

Neus Santamaría Sanromà
 DPB-0819-ESP/CAT

Timekeeper:

Luis Angel García Nuñez
 JOB-1605-ESP/M





Autodromo Int. do Algarve
Euroformula Open
Race - 2



Provisional Results by Category

Clas	Nº	Driver	Nat	Cat	Clas	Team	Nat	Vehicle	Laps	Total Time	Gap	Interval	Km/h	Best	Time	Km/h
1	84	Francesco Simonazzi	ITA			BVM Racing	ITA	Dallara F320 Spiess	18	29:33.516			170.0	13	1:37.697	171.4
2	15	Enzo Trulli	ITA			CryptoTower Racing Team	JPN	Dallara F320 Spiess	18	29:34.874	1.358	1.358	169.8	7	1:37.823	171.2
3	77	Tim Tramnitz	DEU			CryptoTower Racing Team	JPN	Dallara F320 Spiess	18	29:35.945	2.429	1.071	169.7	8	1:37.602	171.6
4	23	Bryce Aron	USA			Team Motopark	DEU	Dallara F320 Spiess	18	29:37.882	4.366	1.937	169.5	8	1:37.615	171.6
5	19	Noel Leon	MEX			Team Motopark	DEU	Dallara F320 Spiess	18	29:48.415	14.899	10.533	168.5	13	1:37.463	171.8
6	73	Cian Shields	GBR			Team Motopark	DEU	Dallara F320 Spiess	16	30:41.357	2 Laps	2 Laps	145.5	12	1:37.885	171.1

Rookie

Clas	Nº	Driver	Nat	Cat	Clas	Team	Nat	Vehicle	Laps	Total Time	Gap	Interval	Km/h	Best	Time	Km/h
1	26	Jakob Bergmeister	DEU	R	1	Team Motopark	DEU	Dallara F320 Spiess	18	29:53.347			168.1	13	1:38.550	169.9
2	10	Juju Noda	JPN	R	2	Noda Racing	JPN	Dallara F320 Spiess	18	29:55.098	1.751	1.751	167.9	18	1:38.176	170.6

GC

Clas	Nº	Driver	Nat	Cat	Clas	Team	Nat	Vehicle	Laps	Total Time	Gap	Interval	Km/h	Best	Time	Km/h
1	7	Vladimir Netusil	CZE	GC	1	Effective Racing	CZE	Dallara F320 HWA	18	30:43.128			163.5	17	1:40.464	166.7

Fastest lap Noel Leon in 1:37.463 at 171.8 Km/h in lap 13

Published at:.....

Track Temp: 22.2 °C Air Temp: 20.5 °C Humidity: 56 % Track Status: DRY

Race Director:

Neus Santamaría Sanromà

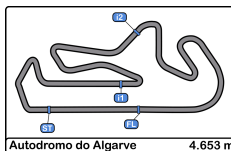
DPB-0819-ESP/CAT

Timekeeper:

Luis Angel García Nuñez

JOB-1605-ESP/M





Autodromo Int. do Algarve
Euroformula Open
Race - 2

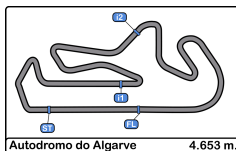


Provisional Classification by Driver Fastest Lap

Autodromo do Algarve 4.653 m.

Clas	Nº	Driver	Nat	Cat	Clas	Team	Nat	Vehicle	Laps	Best	Time	Gap	Interval	Km/h
1	19	Noel Leon	MEX			Team Motopark	DEU	Dallara F320 Spiess	18	13	1:37.463			171.8
2	77	Tim Tramnitz	DEU			CryptoTower Racing Team	JPN	Dallara F320 Spiess	18	8	1:37.602	0.139	0.139	171.6
3	23	Bryce Aron	USA			Team Motopark	DEU	Dallara F320 Spiess	18	8	1:37.615	0.152	0.013	171.6
4	84	Francesco Simonazzi	ITA			BVM Racing	ITA	Dallara F320 Spiess	18	13	1:37.697	0.234	0.082	171.4
5	15	Enzo Trulli	ITA			CryptoTower Racing Team	JPN	Dallara F320 Spiess	18	7	1:37.823	0.360	0.126	171.2
6	73	Cian Shields	GBR			Team Motopark	DEU	Dallara F320 Spiess	16	12	1:37.885	0.422	0.062	171.1
7	10	Juju Noda	JPN	R	1	Noda Racing	JPN	Dallara F320 Spiess	18	18	1:38.176	0.713	0.291	170.6
8	26	Jakob Bergmeister	DEU	R	2	Team Motopark	DEU	Dallara F320 Spiess	18	13	1:38.550	1.087	0.374	169.9
9	7	Vladimir Netusil	CZE	GC	1	Effective Racing	CZE	Dallara F320 HWA	18	17	1:40.464	3.001	1.914	166.7



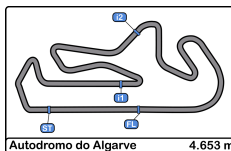


Autodromo Int. do Algarve
Euroformula Open
Race - 2
Distance and Speed Average



Clas	Nº	Driver	Nat	Cat	Clas	Team	Nat	Vehicle	Laps	Distance	Total Time	Km/h
1	84	Francesco Simonazzi		ITA		BVM Racing		Dallara F320 Spiess	18	83.75	29:33.516	170.0
2	15	Enzo Trulli		ITA		CryptoTower Racing Team		Dallara F320 Spiess	18	83.75	29:34.874	169.8
3	77	Tim Tramnitz		DEU		CryptoTower Racing Team		Dallara F320 Spiess	18	83.75	29:35.945	169.7
4	23	Bryce Aron		USA		Team Motopark		Dallara F320 Spiess	18	83.75	29:37.882	169.5
5	19	Noel Leon		MEX		Team Motopark		Dallara F320 Spiess	18	83.75	29:48.415	168.5
6	26	Jakob Bergmeister		DEU	R 1	Team Motopark		Dallara F320 Spiess	18	83.75	29:53.347	168.1
7	10	Juju Noda		JPN	R 2	Noda Racing		Dallara F320 Spiess	18	83.75	29:55.098	167.9
8	7	Vladimir Netusil		CZE	GC 1	Effective Racing		Dallara F320 HWA	18	83.75	30:43.128	163.5
9	73	Cian Shields		GBR		Team Motopark		Dallara F320 Spiess	16	74.44	30:41.357	145.5





Autodromo Int. do Algarve
Euroformula Open
Race - 2
Lap Analysis



7 Vladimir Netusil Dallara F320 HWA **15** Enzo Trulli Dallara F320 Spiess

GC Effective Racing CryptoTower Racing Team

Lap	D	Time	Sector 1	Sector 2	Sector 3	T. Spd	Elapsed	Lap	D	Time	Sector 1	Sector 2	Sector 3	T. Spd	Elapsed
1		1:50.926	39.226	33.352	38.348	169.2	1:50.926	1		1:44.212	36.224	31.754	36.234	162.4	1:44.212
2		1:43.417	33.298	32.463	37.656	228.8	3:34.343	2		1:39.118	31.605	31.454	36.059	236.3	3:23.330
3		1:42.238	32.621	32.249	37.368	232.7	5:16.581	3		1:38.443	31.320	31.136	35.987	237.8	5:01.773
4		1:42.559	32.637	32.812	37.110	231.7	6:59.140	4		1:38.089	31.106	31.110	35.873	238.9	6:39.862
5		1:42.845	33.150	32.371	37.324	230.2	8:41.985	5		1:38.103	31.132	30.959	36.012	238.4	8:17.965
6		1:41.704	32.319	32.163	37.222	230.7	10:23.689	6		1:38.104	31.128	31.020	35.956	239.4	9:56.069
7		1:41.744	32.382	32.143	37.219	231.2	12:05.433	7		1:37.823	30.993	31.034	35.796	241.0	11:33.892
8		1:41.410	32.276	32.040	37.094	230.2	13:46.843	8		1:37.958	31.029	31.108	35.821	242.6	13:11.850
9		1:41.528	32.320	32.112	37.096	230.7	15:28.371	9		1:37.895	30.936	31.054	35.905	241.6	14:49.745
10		1:41.966	32.310	32.323	37.333	230.7	17:10.337	10		1:38.082	30.947	31.078	36.057	242.1	16:27.827
11		1:42.131	32.752	32.106	37.273	230.2	18:52.468	11		1:38.066	31.058	31.063	35.945	240.0	18:05.893
12		1:41.834	32.610	31.994	37.230	230.2	20:34.302	12		1:38.354	31.095	31.173	36.086	242.6	19:44.247
13		1:41.489	32.143	32.249	37.097	230.7	22:15.791	13		1:38.481	31.631	31.078	35.772	239.4	21:22.728
14		1:41.479	32.168	32.124	37.187	229.7	23:57.270	14		1:38.036	31.103	31.041	35.892	241.0	23:00.764
15		1:41.334	32.243	32.049	37.042	229.7	25:38.604	15		1:38.089	31.154	31.107	35.828	240.0	24:38.853
16		1:41.394	32.326	32.159	36.909	230.7	27:19.998	16		1:38.175	31.124	31.097	35.954	240.0	26:17.028
17		1:40.464	32.031	31.634	36.799	229.7	29:00.462	17		1:38.683	31.119	31.280	36.284	239.4	27:55.711
18		1:42.666	33.727	32.121	36.818	231.7	30:43.128	18		1:39.163	32.087	31.146	35.930	246.5	29:34.874

10 Juju Noda Dallara F320 Spiess **19** Noel Leon Dallara F320 Spiess

Rookie Noda Racing Team Motopark

Lap	D	Time	Sector 1	Sector 2	Sector 3	T. Spd	Elapsed	Lap	D	Time	Sector 1	Sector 2	Sector 3	T. Spd	Elapsed
1		1:48.822	38.531	32.898	37.393	164.6	1:48.822	1		2:05.480	57.387	31.736	36.357	156.0	2:05.480
2		1:41.525	32.521	32.108	36.896	233.7	3:30.347	2		1:38.628	31.366	31.301	35.961	236.3	3:44.108
3		1:39.941	31.800	31.493	36.648	233.2	5:10.288	3		1:37.822	30.996	31.074	35.752	239.4	5:21.930
4		1:40.029	31.807	31.768	36.454	233.7	6:50.317	4		1:37.744	30.979	31.087	35.678	238.4	6:59.674
5		1:39.445	31.744	31.374	36.327	232.2	8:29.762	5		1:37.849	31.141	30.941	35.767	242.6	8:37.523
6		1:39.141	31.579	31.145	36.417	232.2	10:08.903	6		1:37.531	30.925	30.949	35.657	238.9	10:15.054
7		1:38.981	31.542	31.293	36.146	235.8	11:47.884	7		1:37.503	30.898	30.991	35.614	238.9	11:52.557
8		1:39.213	31.632	31.341	36.240	234.2	13:27.097	8		1:37.541	30.894	31.041	35.606	239.4	13:30.098
9		1:39.167	31.570	31.462	36.135	234.7	15:06.264	9		1:37.813	30.935	31.081	35.797	238.9	15:07.911
10		1:39.460	31.537	31.425	36.498	235.8	16:45.724	10		1:37.960	30.911	31.081	35.968	241.0	16:45.871
11		1:39.746	32.002	31.541	36.203	235.2	18:25.470	11		1:37.769	30.959	31.062	35.748	240.5	18:23.640
12		1:38.729	31.428	31.104	36.197	235.2	20:04.199	12		1:37.747	30.941	31.037	35.769	238.9	20:01.387
13		1:38.601	31.345	31.214	36.042	234.7	21:42.800	13		1:37.463	30.899	30.960	35.604	241.0	21:38.850
14		1:38.805	31.486	31.321	35.998	233.7	23:21.605	14		1:38.064	31.010	31.081	35.973	241.6	23:16.914
15		1:38.541	31.446	31.010	36.085	234.2	25:00.146	15		1:37.954	31.241	31.060	35.653	246.5	24:54.868
16		1:38.349	31.332	31.070	35.947	233.2	26:38.495	16		1:37.949	30.950	31.302	35.697	238.4	26:32.817
17		1:38.427	31.340	31.170	35.917	234.7	28:16.922	17		1:37.854	31.009	31.051	35.794	238.4	28:10.671
18		1:38.176	31.308	31.030	35.838	236.8	29:55.098	18		1:37.744	30.988	31.106	35.650	238.9	29:48.415





Autodromo Int. do Algarve
Euroformula Open
Race - 2
Lap Analysis



23

Bryce Aron

Dallara F320 Spiess **73**

Cian Shields

Dallara F320 Spiess

Team Motopark

Team Motopark

Lap	D	Time	Sector 1	Sector 2	Sector 3	T. Spd	Elapsed	Lap	D	Time	Sector 1	Sector 2	Sector 3	T. Spd	Elapsed
1		1:44.810	36.735	31.820	36.255	150.4	1:44.810	1		2:07.090 P	49.844	33.714	43.532		2:07.090
2		1:39.422	31.469	31.489	36.464	241.0	3:24.232	2		5:35.629	4:26.828	32.202	36.599		7:42.719
3		1:39.588	31.975	31.590	36.023	238.4	5:03.820	3		1:39.249	31.839	31.383	36.027	234.7	9:21.968
4		1:38.449	31.344	31.231	35.874	241.6	6:42.269	4		1:38.932	31.509	31.400	36.023	234.7	11:00.900
5		1:38.538	31.179	31.244	36.115	241.6	8:20.807	5		1:38.343	31.357	31.108	35.878	235.2	12:39.243
6		1:38.151	31.055	31.096	36.000	240.0	9:58.958	6		1:38.272	31.233	31.123	35.916	236.3	14:17.515
7		1:37.999	31.012	31.113	35.874	241.0	11:36.957	7		1:38.300	31.237	31.046	36.017	234.7	15:55.815
8		1:37.615	30.847	30.961	35.807	241.0	13:14.572	8		1:38.334	31.272	31.072	35.990	234.7	17:34.149
9		1:38.176	31.019	31.118	36.039	240.0	14:52.748	9		1:38.374	31.351	31.178	35.845	235.2	19:12.523
10		1:38.189	31.031	31.104	36.054	241.0	16:30.937	10		1:37.952	31.092	30.955	35.905	235.8	20:50.475
11		1:38.284	31.093	31.201	35.990	237.8	18:09.221	11		1:37.956	31.063	31.006	35.887	236.3	22:28.431
12		1:38.200	31.104	31.037	36.059	239.4	19:47.421	12		1:37.885	31.150	30.844	35.891	235.2	24:06.316
13		1:38.116	31.130	31.088	35.898	241.0	21:25.537	13		1:38.334	31.262	31.155	35.917	235.2	25:44.650
14		1:38.093	31.065	31.070	35.958	240.0	23:03.630	14		1:38.009	31.095	31.049	35.865	236.8	27:22.659
15		1:38.241	31.194	31.191	35.856	240.0	24:41.871	15		1:38.232	31.111	31.090	36.031	237.8	29:00.891
16		1:38.283	31.100	31.140	36.043	240.0	26:20.154	16		1:40.466	32.722	31.412	36.332	241.6	30:41.357
17		1:38.609	31.247	31.134	36.228	240.0	27:58.763								
18		1:39.119	31.430	31.662	36.027	240.0	29:37.882								

77

Tim Tramnitz

Dallara F320 Spiess

CryptoTower Racing Team

26

Jakob Bergmeister

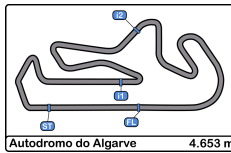
Dallara F320 Spiess

Rookie

Team Motopark

Lap	D	Time	Sector 1	Sector 2	Sector 3	T. Spd	Elapsed	Lap	D	Time	Sector 1	Sector 2	Sector 3	T. Spd	Elapsed
1		1:47.262	37.718	32.561	36.983	169.2	1:47.262	1		1:45.432	37.109	31.977	36.346	161.4	1:45.432
2		1:40.301	31.792	31.846	36.663	235.8	3:27.563	2		1:38.834	31.401	31.242	36.191	240.5	3:24.266
3		1:39.657	31.616	31.667	36.374	235.8	5:07.220	3		1:38.885	31.739	31.166	35.980	238.4	5:03.151
4		1:39.300	31.549	31.639	36.112	237.8	6:46.520	4		1:37.934	31.173	31.145	35.616	239.4	6:41.085
5		1:39.322	31.437	31.569	36.316	237.8	8:25.842	5		1:37.950	31.113	30.982	35.855	240.0	8:19.035
6		1:39.322	31.437	31.569	36.316	237.8	8:25.842	6		1:37.941	31.145	30.997	35.799	240.5	9:56.976
7		1:39.322	31.437	31.569	36.316	237.8	8:25.842	7		1:37.814	30.984	31.055	35.775	242.1	11:34.790
8		1:39.653	31.644	31.511	36.498	235.8	10:05.495	8		1:37.602	30.955	30.884	35.763	241.0	13:12.392
9		1:39.254	31.448	31.564	36.242	237.8	11:44.749	9		1:38.026	31.067	30.933	36.026	243.2	14:50.418
10		1:39.028	31.462	31.435	36.131	237.3	13:23.777	10		1:37.766	30.898	31.024	35.844	243.2	16:28.184
11		1:39.085	31.387	31.437	36.261	236.8	15:02.862	11		1:38.188	31.034	31.091	36.063	246.0	18:06.372
12		1:38.754	31.349	31.334	36.071	237.3	16:41.616	12		1:37.979	31.063	31.105	35.811	243.7	19:44.351
13		1:38.998	31.391	31.431	36.176	236.8	18:20.614	13		1:37.694	31.125	30.904	35.665	241.0	21:22.045
14		1:38.802	31.294	31.471	36.037	236.3	19:59.416	14		1:37.867	31.102	30.904	35.861	241.6	22:59.912
15		1:38.550	31.275	31.169	36.106	237.3	21:37.966	15		1:37.786	30.964	31.080	35.742	242.1	24:37.698
16		1:38.565	31.285	31.275	36.005	235.2	23:16.531	16		1:37.716	30.997	31.003	35.716	244.8	26:15.414
17		1:39.953	32.436	31.448	36.069	236.8	24:56.484	17		1:40.051	31.393	32.179	36.479	247.7	27:55.465
18		1:38.813	31.343	31.341	36.129	238.4	26:35.297	18		1:40.480	32.931	31.389	36.160	242.1	29:35.945
17		1:39.052	31.537	31.446	36.069	238.4	28:14.349								
18		1:38.998	31.458	31.429	36.111	238.9	29:53.347								





Autodromo Int. do Algarve
Euroformula Open
Race - 2
Lap Analysis



84

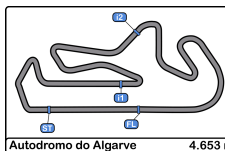
Francesco Simonazzi

Dallara F320 Spiess

BVM Racing

Lap	D	Time	Sector 1	Sector 2	Sector 3	T. Spd	Elapsed
1		1:42.960	35.284	31.473	36.203	156.5	1:42.960
2		1:38.741	31.342	31.387	36.012	236.3	3:21.701
3		1:38.858	31.347	31.449	36.062	237.3	5:00.559
4		1:38.137	31.110	31.179	35.848	237.3	6:38.696
5		1:38.361	31.228	31.262	35.871	237.3	8:17.057
6		1:38.279	31.121	31.084	36.074	237.8	9:55.336
7		1:38.088	31.049	31.199	35.840	238.4	11:33.424
8		1:37.863	31.156	31.021	35.686	237.8	13:11.287
9		1:37.892	31.001	31.077	35.814	238.4	14:49.179
10		1:38.022	31.035	30.984	36.003	238.4	16:27.201
11		1:38.176	31.163	31.127	35.886	236.8	18:05.377
12		1:38.263	31.058	31.105	36.100	237.8	19:43.640
13		1:37.697	30.938	31.025	35.734	237.8	21:21.337
14		1:38.023	31.104	31.115	35.804	237.3	22:59.360
15		1:37.935	31.016	31.088	35.831	237.8	24:37.295
16		1:37.863	30.921	31.052	35.890	238.9	26:15.158
17		1:40.146	31.579	32.068	36.499	238.9	27:55.304
18		1:38.212	31.463	31.001	35.748	237.8	29:33.516





Autodromo Int. do Algarve

Euroformula Open

Race - 2

Analysis by Lap



Autodromo do Algarve 4.653 m.

Num	Lap Time	Gap
Lap 1		
84	1:42.960	
15	1:44.212	01.252
23	1:44.810	01.850
77	1:45.432	02.472
26	1:47.262	04.302
10	1:48.822	05.862
7	1:50.926	07.966
19	2:05.480	22.520
73	2:07.090	24.130

Num	Lap Time	Gap
Lap 2		
84	1:38.741	
15	1:39.118	01.629
23	1:39.422	02.531
77	1:38.834	02.565
26	1:40.301	05.862
10	1:41.525	08.646
7	1:43.417	12.642
19	1:38.628	22.407

Num	Lap Time	Gap
Lap 3		
84	1:38.858	
15	1:38.443	01.214
77	1:38.885	02.592
23	1:39.588	03.261
26	1:39.657	06.661
10	1:39.941	09.729
7	1:42.238	16.022
19	1:37.822	21.371

Num	Lap Time	Gap
Lap 4		
84	1:38.137	
15	1:38.089	01.166
77	1:37.934	02.389
23	1:38.449	03.573
26	1:39.300	07.824
10	1:40.029	11.621
7	1:42.559	20.444
19	1:37.744	20.978
73	5:35.629	2 Laps

Num	Lap Time	Gap
Lap 5		
84	1:38.361	
15	1:38.103	00.908
77	1:37.950	01.978
23	1:38.538	03.750
26	1:39.322	08.785
10	1:39.445	12.705
19	1:37.849	20.466
7	1:42.845	24.928
73	1:39.249	2 Laps

Num	Lap Time	Gap
Lap 6		
84	1:38.279	

Num	Lap Time	Gap
15	1:38.104	00.733
77	1:37.941	01.640
23	1:38.151	03.622
26	1:39.653	10.159
10	1:39.141	13.567
19	1:37.531	19.718
7	1:41.704	28.353
73	1:38.932	2 Laps

Num	Lap Time	Gap
Lap 7		
84	1:38.088	
15	1:37.823	00.468
77	1:37.814	01.366
23	1:37.999	03.533
26	1:39.254	11.325
10	1:38.981	14.460
19	1:37.503	19.133
7	1:41.744	32.009
73	1:38.343	2 Laps

Num	Lap Time	Gap
Lap 8		
84	1:37.863	
15	1:37.958	00.563
77	1:37.602	01.105
23	1:37.615	03.285
26	1:39.028	12.490
10	1:39.213	15.810
19	1:37.541	18.811
7	1:41.410	35.556
73	1:38.272	2 Laps

Num	Lap Time	Gap
Lap 9		
84	1:37.892	
15	1:37.895	00.566
77	1:38.026	01.239
23	1:38.176	03.569
26	1:39.085	13.683
10	1:39.167	17.085
19	1:37.813	18.732
7	1:41.528	39.192
73	1:38.300	2 Laps

Num	Lap Time	Gap
Lap 10		
84	1:38.022	
15	1:38.082	00.626
77	1:37.766	00.983
23	1:38.189	03.736
26	1:38.754	14.415
10	1:39.460	18.523
19	1:37.960	18.670
7	1:41.966	43.136
73	1:38.334	2 Laps

Num	Lap Time	Gap
Lap 11		
84	1:38.176	

Num	Lap Time	Gap
15	1:38.066	00.516
77	1:38.188	00.995
23	1:38.284	03.844
26	1:38.998	15.237
19	1:37.769	18.263
10	1:39.746	20.093
7	1:42.131	47.091
73	1:38.374	2 Laps

Num	Lap Time	Gap
Lap 12		
84	1:38.263	
15	1:38.354	00.607
77	1:37.979	00.711
23	1:38.200	03.781
26	1:38.802	15.776
19	1:37.747	17.747
10	1:38.729	20.559
7	1:41.834	50.662
73	1:37.952	2 Laps

Num	Lap Time	Gap
Lap 13		
84	1:37.697	
77	1:37.694	00.708
15	1:38.481	01.391
23	1:38.116	04.200
26	1:38.550	16.629
19	1:37.463	17.513
10	1:38.601	21.463
7	1:41.489	54.454
73	1:37.956	2 Laps

Num	Lap Time	Gap
Lap 14		
84	1:38.023	
77	1:37.867	00.552
15	1:38.036	01.404
23	1:38.093	04.270
26	1:38.565	17.171
19	1:38.064	17.554
10	1:38.805	22.245
7	1:41.479	57.910
73	1:37.885	2 Laps

Num	Lap Time	Gap
Lap 15		
84	1:37.935	
77	1:37.786	00.403
15	1:38.089	01.558
23	1:38.241	04.576
19	1:37.954	17.573
26	1:39.953	19.189
10	1:38.541	22.851
7	1:41.334	1:01.309
73	1:38.334	2 Laps

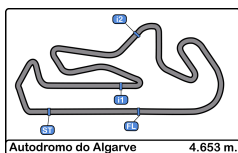
Num	Lap Time	Gap
Lap 16		
84	1:37.863	

Num	Lap Time	Gap
77	1:37.716	00.256
15	1:38.175	01.870
23	1:38.283	04.996
19	1:37.949	17.659
26	1:38.813	20.139
10	1:38.349	23.337
7	1:41.394	1:04.840
73	1:38.009	2 Laps

Num	Lap Time	Gap
Lap 17		
84	1:40.146	
77	1:40.051	00.161
15	1:38.683	00.407
23	1:38.609	03.459
19	1:37.854	15.367
26	1:39.052	19.045
10	1:38.427	21.618
7	1:40.464	1:05.158
73	1:38.232	2 Laps

Num	Lap Time	Gap
Lap 18		
84	1:38.212	
15	1:39.163	01.358
77	1:40.480	02.429
23	1:39.119	04.366
19	1:37.744	14.899
26	1:38.998	19.831
10	1:38.176	21.582
73	1:40.466	2 Laps
7	1:42.666	1:09.612





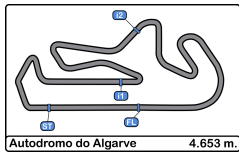
Autodromo Int. do Algarve
Euroformula Open
Race - 2
Best Sectors Results



Autodromo do Algarve 4.653 m.

Sector - 1				Sector - 2				Sector - 3				Ideal Lap vs Best Lap			
Clas	Nº	Driver	Time	Nº	Driver	Time	Nº	Driver	Time	Clas	Nº	Driver	Ideal Lap	Best Lap	Clas
1	23	Bryce Aron	30.847	73	Cian Shields	30.844	19	Noel Leon	35.604	1	77	Tim Tramnitz	1:37.398	1:37.602	2
2	19	Noel Leon	30.894	77	Tim Tramnitz	30.884	77	Tim Tramnitz	35.616	2	19	Noel Leon	1:37.439	1:37.463	1
3	77	Tim Tramnitz	30.898	19	Noel Leon	30.941	84	Francesco Simonazzi	35.686	3	84	Francesco Simonazzi	1:37.591	1:37.697	4
4	84	Francesco Simonazzi	30.921	15	Enzo Trulli	30.959	15	Enzo Trulli	35.772	4	23	Bryce Aron	1:37.615	1:37.615	3
5	15	Enzo Trulli	30.936	23	Bryce Aron	30.961	23	Bryce Aron	35.807	5	15	Enzo Trulli	1:37.667	1:37.823	5
6	73	Cian Shields	31.063	84	Francesco Simonazzi	30.984	10	Juju Noda	35.838	6	73	Cian Shields	1:37.752	1:37.885	6
7	26	Jakob Bergmeister	31.275	10	Juju Noda	31.010	73	Cian Shields	35.845	7	10	Juju Noda	1:38.156	1:38.176	7
8	10	Juju Noda	31.308	26	Jakob Bergmeister	31.169	26	Jakob Bergmeister	36.005	8	26	Jakob Bergmeister	1:38.449	1:38.550	8
9	7	Vladimir Netusil	32.031	7	Vladimir Netusil	31.634	7	Vladimir Netusil	36.799	9	7	Vladimir Netusil	1:40.464	1:40.464	9



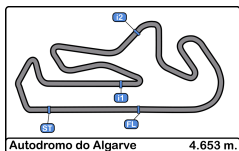


Autodromo Int. do Algarve
Euroformula Open
Race - 2
Leader Sequence



N°	Driver	Nat	Cat	Clas	Team	Nat	Vehicle	Start Lap	End Lap	Laps	Total Laps
84	Francesco Simonazzi		€		BVM Racing		€ Dallara F320 Spiess	1	18	18	18





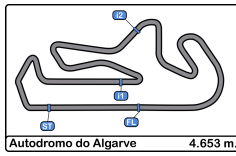
Autodromo Int. do Algarve
Euroformula Open
Race - 2
Best 5 Lap Times



Autodromo do Algarve 4.653 m.

Cls	Nº	Driver	Nat	Cat	Cls	Team	Nat	Vehicle	Best 1		Best 2		Best 3		Best 4		Best 5	
									Time	Lap	Time	Lap	Time	Lap	Time	Lap	Time	Lap
1	19	Noel Leon	MEX			Team Motopark	DEU	Dallara F320 Spiess	1:37.463	13	1:37.503	7	1:37.531	6	1:37.541	8	1:37.744	4
2	77	Tim Tramnitz	DEU			CryptoTower Racing	JPN	Dallara F320 Spiess	1:37.602	8	1:37.694	13	1:37.716	16	1:37.766	10	1:37.786	15
3	23	Bryce Aron	USA			Team Motopark	DEU	Dallara F320 Spiess	1:37.615	8	1:37.999	7	1:38.093	14	1:38.116	13	1:38.151	6
4	84	Francesco	ITA			BVM Racing	ITA	Dallara F320 Spiess	1:37.697	13	1:37.863	8	1:37.863	16	1:37.892	9	1:37.935	15
5	15	Enzo Trulli	ITA			CryptoTower Racing	JPN	Dallara F320 Spiess	1:37.823	7	1:37.895	9	1:37.958	8	1:38.036	14	1:38.066	11
6	73	Cian Shields	GBR			Team Motopark	DEU	Dallara F320 Spiess	1:37.885	12	1:37.952	10	1:37.956	11	1:38.009	14	1:38.232	15
7	10	Juju Noda	JPN	R	1	Noda Racing	JPN	Dallara F320 Spiess	1:38.176	18	1:38.349	16	1:38.427	17	1:38.541	15	1:38.601	13
8	26	Jakob Bergmeister	DEU	R	2	Team Motopark	DEU	Dallara F320 Spiess	1:38.550	13	1:38.565	14	1:38.754	10	1:38.802	12	1:38.813	16
9	7	Vladimir Netusil	CZE	GC	1	Effective Racing	CZE	Dallara F320 HWA	1:40.464	17	1:41.334	15	1:41.394	16	1:41.410	8	1:41.479	14





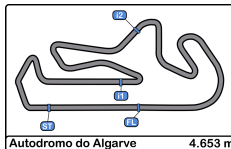
Autodromo Int. do Algarve
Euroformula Open
Race - 2
Best 5 Top Speeds



Autodromo do Algarve 4.653 m.

Clas	Nº	Driver	Nat	Cat	Cls	Team	Nat	Vehicle	Top 1		Top 2		Top 3		Top 4		Top 5		Avg
									Km/h	Lap	Km/h	Lap	Km/h	Lap	Km/h	Lap	Km/h	Lap	
1	77	Tim Tramnitz		BEU		CryptoTower Racing Team		Dallara F320 Spiess	247.7	17	246.0	11	244.8	16	243.7	12	243.2	9	245.1
2	15	Enzo Trulli		ITA		CryptoTower Racing Team		Dallara F320 Spiess	246.5	18	242.6	8	242.6	12	242.1	10	241.6	9	243.1
3	19	Noel Leon		MEX		Team Motopark		Dallara F320 Spiess	246.5	15	242.6	5	241.6	14	241.0	10	241.0	13	242.6
4	23	Bryce Aron		USA		Team Motopark		Dallara F320 Spiess	241.6	4	241.6	5	241.0	2	241.0	7	241.0	8	241.2
5	73	Cian Shields		GBR		Team Motopark		Dallara F320 Spiess	241.6	16	237.8	15	236.8	14	236.3	6	236.3	11	237.7
6	26	Jakob Bergmeister		BEU	R 1	Team Motopark		Dallara F320 Spiess	238.9	18	238.4	16	238.4	17	237.8	4	237.8	5	238.3
7	84	Francesco Simonazzi		ITA		BVM Racing		Dallara F320 Spiess	238.9	16	238.9	17	238.4	7	238.4	9	238.4	10	238.6
8	10	Juju Noda		JPN	R 2	Noda Racing		Dallara F320 Spiess	236.8	18	235.8	7	235.8	10	235.2	11	235.2	12	235.8
9	7	Vladimir Netusil		CZE	GC 1	Effective Racing		Dallara F320 HWA	232.7	3	231.7	4	231.7	18	231.2	7	230.7	6	231.6



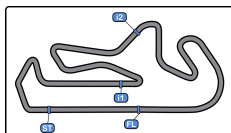


Autodromo Int. do Algarve
Euroformula Open
Race - 2
Fastest Laps Sequence



Lap	Time of Day	Session Time	Nº Driver	Nat	Cat	Team	Nat	Vehicle	Time	Km/h
2	10:31:24.234	3:21.234	84 Francesco Simonazzi	ITA	ITA	BVM Racing	ITA	Dallara F320 Spiess	1:38.741	169.6
2	10:31:46.641	3:43.641	19 Noel Leon	MEX	MEX	Team Motopark	DEU	Dallara F320 Spiess	1:38.628	169.8
3	10:33:04.307	5:01.307	15 Enzo Trulli	ITA	ITA	CryptoTower Racing Team	JPN	Dallara F320 Spiess	1:38.443	170.1
3	10:33:24.464	5:21.464	19 Noel Leon	MEX	MEX	Team Motopark	DEU	Dallara F320 Spiess	1:37.822	171.2
4	10:35:02.207	6:59.207	19 Noel Leon	MEX	MEX	Team Motopark	DEU	Dallara F320 Spiess	1:37.744	171.3
6	10:38:17.587	10:14.587	19 Noel Leon	MEX	MEX	Team Motopark	DEU	Dallara F320 Spiess	1:37.531	171.7
7	10:39:55.091	11:52.091	19 Noel Leon	MEX	MEX	Team Motopark	DEU	Dallara F320 Spiess	1:37.503	171.7
13	10:49:41.383	21:38.383	19 Noel Leon	MEX	MEX	Team Motopark	DEU	Dallara F320 Spiess	1:37.463	171.8





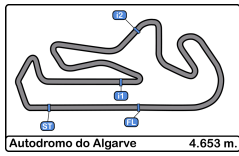
Autodromo do Algarve 4.653 m.

Autodromo Int. do Algarve Euroformula Open Race - 2 Event Best Maximum Speed



Nº	Driver	Nat	Cat	Clas	Team	Nat	Vehicle	Km/h	Session
23	Bryce Aron	USA			Team Motopark	DEU	Dallara F320 Spiess	251.1	Private test - 2
26	Jakob Bergmeister	DEU	R	1	Team Motopark	DEU	Dallara F320 Spiess	251.1	Free Practice - 2
73	Cian Shields	GBR			Team Motopark	DEU	Dallara F320 Spiess	250.5	Private test - 2
84	Francesco Simonazzi	ITA			BVM Racing	ITA	Dallara F320 Spiess	248.2	Private test - 2
77	Tim Tramnitz	DEU			CryptoTower Racing Team	JPN	Dallara F320 Spiess	248.2	Free Practice - 2
7	Vladimir Netusil	CZE	GC	1	Effective Racing	CZE	Dallara F320 HWA	247.7	Free Practice - 1
19	Noel Leon	MEX			Team Motopark	DEU	Dallara F320 Spiess	247.1	Free Practice - 2
15	Enzo Trulli	ITA			CryptoTower Racing Team	JPN	Dallara F320 Spiess	246.5	Race - 2
10	Juju Noda	JPN	R	2	Noda Racing	JPN	Dallara F320 Spiess	244.8	Private test - 1
212	Paolo Brajnik	SRB	GC	2	NV Racing	SRB	Dallara F320 Spiess	244.3	Free Practice - 2





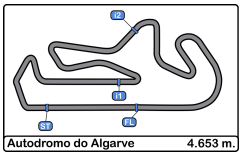
Autodromo Int. do Algarve
Euroformula Open
Race - 2
Lap Chart



LAP

Nr	Pos	Grid	1	2	3	4	5	6	7	8	9	10	11	12	13	14	15	16	17	18
73	1	73	84	84	84	84	84	84	84	84	84	84	84	84	84	84	84	84	84	84
23	2	23	15	15	15	15	15	15	15	15	15	15	15	15	77	77	77	77	77	15
84	3	84	23	23	77	77	77	77	77	77	77	77	77	77	15	15	15	15	15	77
19	4	19	77	77	23	23	23	23	23	23	23	23	23	23	23	23	23	23	23	23
77	5	77	26	26	26	26	26	26	26	26	26	26	26	26	26	26	19	19	19	19
15	6	15	10	10	10	10	10	10	10	10	10	10	19	19	19	19	26	26	26	26
10	7	10	7	7	7	7	19	19	19	19	19	19	10	10	10	10	10	10	10	10
26	8	26	19	19	19	19	7	7	7	7	7	7	7	7	7	7	7	7	7	7
7	9	7	73	73	73	73	73	73	73	73	73	73	73	73	73	73	73	73	73	73

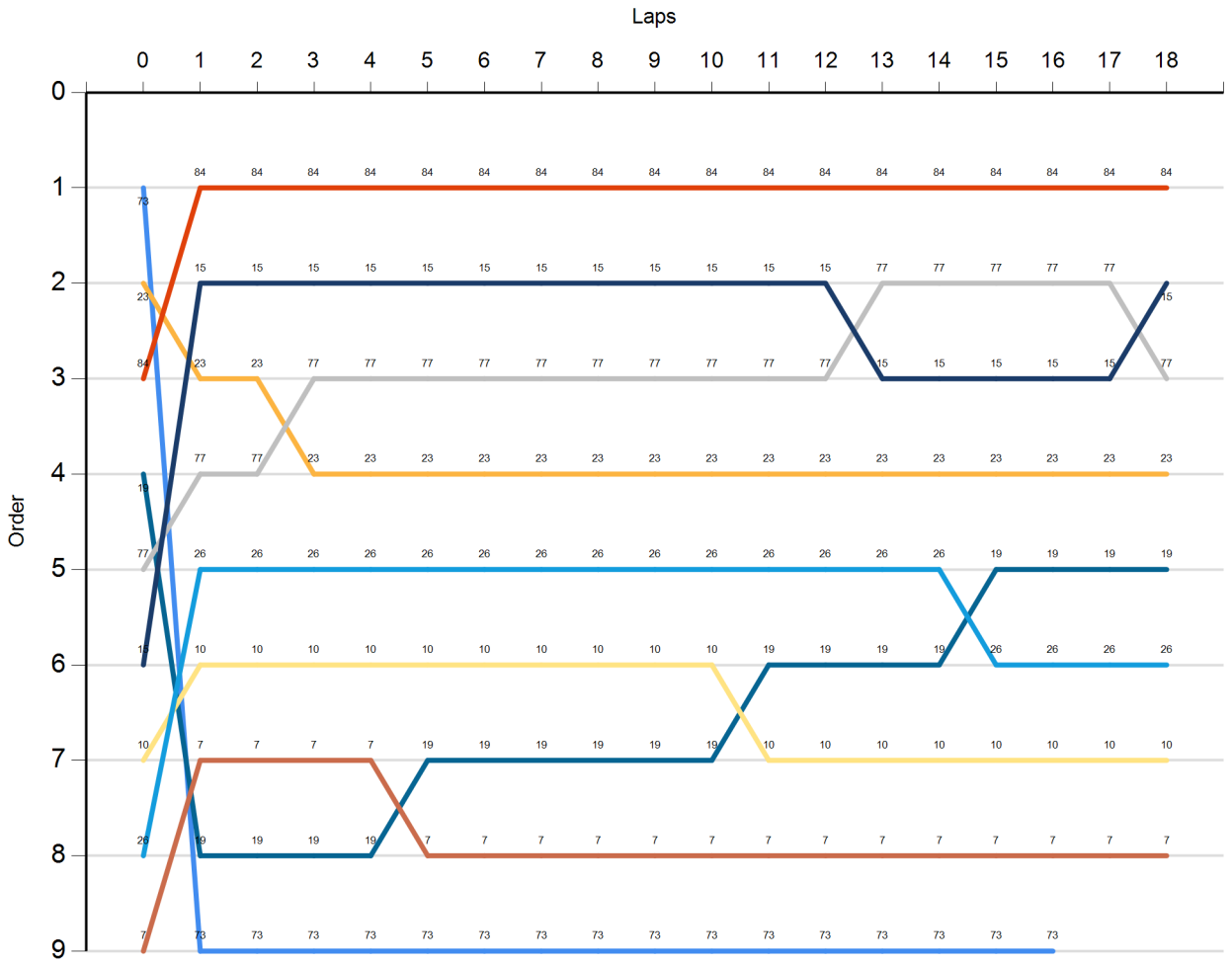


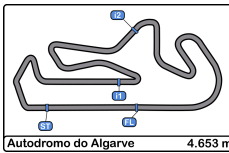


Autodromo Int. do Algarve
Euroformula Open
Race - 2
Graphic Lap Chart



- 73
- 23
- 84
- 19
- 77
- 15
- 10
- 26
- 7



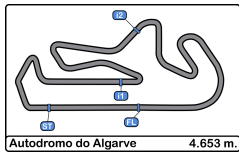


Autodromo Int. do Algarve
Euroformula Open
Race - 2
Pit Stop Analysis

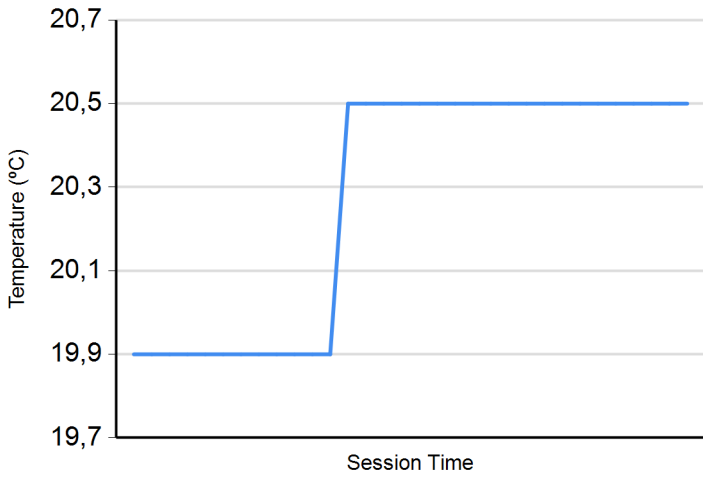


Or d.	Nr.	In Day Time	Driver	Nat	Cat	Team	Nat	Vehicle	In Time	Stop N°	Pit Time	Handicap	Dif.
1	73	10:30:05.264	Cian Shields			Team Motopark		Dallara F320 Spiess	2:02.730	1	4:00.505		

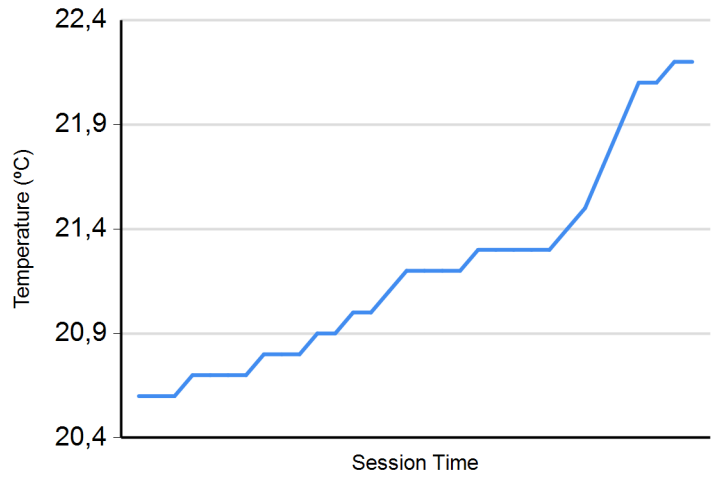




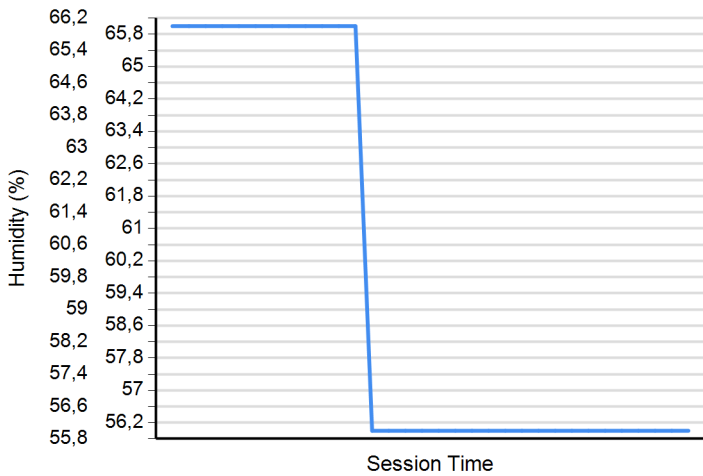
Air Temperature



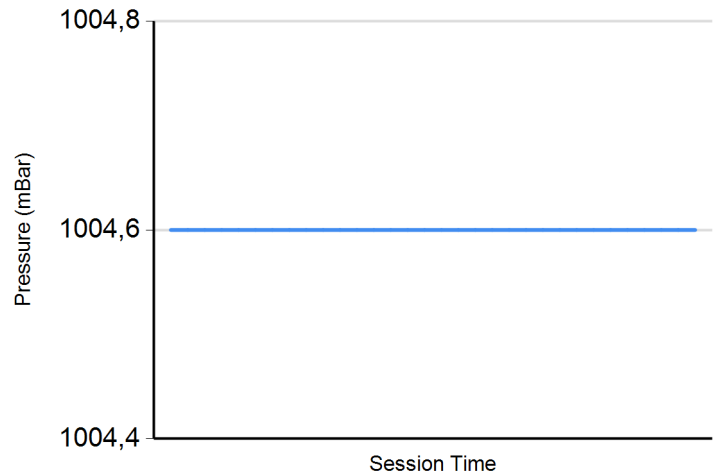
Track Temperature



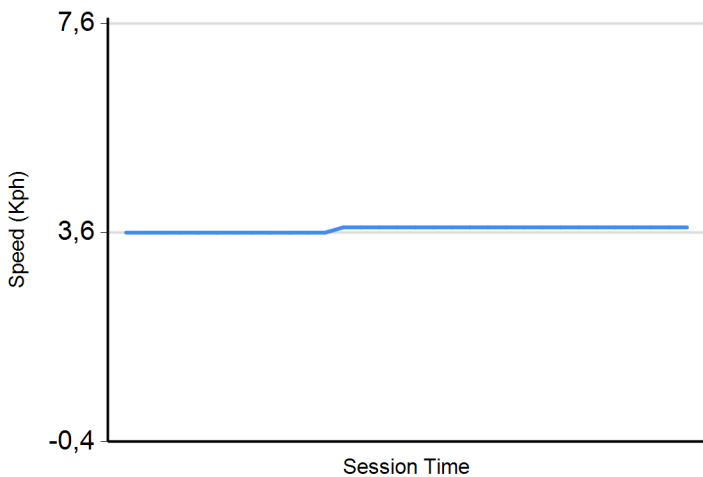
Humidity



Pressure



Wind Speed



Wind direction

