

Spa Francorchamps
Euroformula Open
Free Practice - 2
Provisional Results



Clas	Nº	Driver	Nat	Cat	Clas	Team	Nat	Vehicle	Laps	Best	Time	Gap	Interval	Km/h
1	19	Noel Leon	MEX			Team Motopark	DEU	Dallara F320 Spiess	14	7	2:12.622			190.1
2	73	Cian Shields	GBR			Team Motopark	DEU	Dallara F320 Spiess	14	10	2:13.104	0.482	0.482	189.4
3	23	Bryce Aron	USA			Team Motopark	DEU	Dallara F320 Spiess	14	7	2:13.139	0.517	0.035	189.3
4	84	Francesco Simonazzi	ITA			BVM Racing	ITA	Dallara F320 Spiess	13	6	2:13.304	0.682	0.165	189.1
5	10	Juju Noda	JPN	R	1	Noda Racing	JPN	Dallara F320 Spiess	15	15	2:13.471	0.849	0.167	188.9
6	39	Gerrard Xie	HKG	R	2	CryptoTower Racing Team	JPN	Dallara F320 Spiess	14	14	2:13.841	1.219	0.370	188.3
7	21	Josh Mason	GBR			CryptoTower Racing Team	JPN	Dallara F320 Spiess	13	12	2:13.935	1.313	0.094	188.2
8	26	Jakob Bergmeister	DEU	R	3	Team Motopark	DEU	Dallara F320 Spiess	13	7	2:13.983	1.361	0.048	188.1
9	212	Paolo Brajnik	SRB	GC	1	NV Racing	SRB	Dallara F320 Spiess	15	8	2:16.748	4.126	2.765	184.3
10	7	Vladimir Netusil	CZE	GC	2	Effective Racing	CZE	Dallara F320 HWA	13	5	2:17.794	5.172	1.046	182.9

Published at:.....

Track Temp: **39.0 °C** Air Temp: **17.7 °C** Humidity: **48 %** Track Status: **DRY**

Race Director:

Neus Santamaría Sanromà

DPB-0819-ESP/CAT

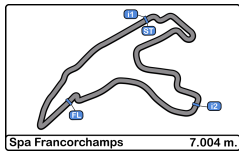
Timekeeper:

Luis Angel García Nuñez
 JOB-1605-ESP/M



CIRCUIT DE SPA FRANCORCHAMPS





Spa Francorchamps
Euroformula Open
Free Practice - 2
Provisional Results by Category



Rookie														
Clas	Nº	Driver	Nat	Cat	Clas	Team	Nat	Vehicle	Laps	Best	Time	Gap	Interval	Km/h
1	10	Juju Noda		R	1	Noda Racing		Dallara F320 Spiess	15	15	2:13.471			188.9
2	39	Gerrard Xie		R	2	CryptoTower Racing Team		Dallara F320 Spiess	14	14	2:13.841	0.370	0.370	188.3
3	26	Jakob Bergmeister		R	3	Team Motopark		Dallara F320 Spiess	13	7	2:13.983	0.512	0.142	188.1

GC														
Clas	Nº	Driver	Nat	Cat	Clas	Team	Nat	Vehicle	Laps	Best	Time	Gap	Interval	Km/h
1	212	Paolo Brajnik		GC	1	NV Racing		Dallara F320 Spiess	15	8	2:16.748			184.3
2	7	Vladimir Netusil		GC	2	Effective Racing		Dallara F320 HWA	13	5	2:17.794	1.046	1.046	182.9

Clas	Nº	Driver	Nat	Cat	Clas	Team	Nat	Vehicle	Laps	Best	Time	Gap	Interval	Km/h
1	19	Noel Leon				Team Motopark		Dallara F320 Spiess	14	7	2:12.622			190.1
2	73	Cian Shields				Team Motopark		Dallara F320 Spiess	14	10	2:13.104	0.482	0.482	189.4
3	23	Bryce Aron				Team Motopark		Dallara F320 Spiess	14	7	2:13.139	0.517	0.035	189.3
4	84	Francesco Simonazzi				BVM Racing		Dallara F320 Spiess	13	6	2:13.304	0.682	0.165	189.1
5	21	Josh Mason				CryptoTower Racing Team		Dallara F320 Spiess	13	12	2:13.935	1.313	0.631	188.2

Published at:.....

Track Temp: 39.0 °C Air Temp: 17.7 °C Humidity: 48 % Track Status: DRY

Race Director:

Neus Santamaría Sanromà
 DPB-0819-ESP/CAT

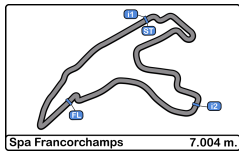
Timekeeper:

Luis Angel García Nuñez
 JOB-1605-ESP/M



CIRCUIT DE SPA
 FRANCORCHAMPS





Spa Francorchamps
Euroformula Open
Free Practice - 2
Lap Analysis



7 Vladimir Netusil Dallara F320 HWA 21 Josh Mason Dallara F320 Spiess

GC							Effective Racing							CryptoTower Racing Team						
Lap	D	Time	Sector 1	Sector 2	Sector 3	T. Spd	Elapsed	Lap	D	Time	Sector 1	Sector 2	Sector 3	T. Spd	Elapsed					
1		15:18:24.827 P	15:16:29.870	1:08.185	46.772	219.5	15:18:24.827	1		15:18:17.812 P	15:16:27.447	1:04.546	45.819	221.3	15:18:17.812					
2		3:32.619	1:50.547	1:04.712	37.360	234.7	15:21:57.446	2		3:49.706 P	1:54.057	1:10.833	44.816	198.5	15:22:07.518					
3		2:20.430	40.482	1:03.100	36.848	238.4	15:24:17.876	3		3:28.410	1:49.340	1:02.391	36.679	219.5	15:25:35.928					
4		2:18.956	40.511	1:01.792	36.653	238.9	15:26:36.832	4		2:15.649	40.056	59.405	36.188	241.6	15:27:51.577					
5		2:17.794	40.386	1:00.923	36.485	241.6	15:28:54.626	5		2:14.510	39.752	58.845	35.913	243.7	15:30:06.087					
6		2:44.620 P	40.316	1:19.186	45.118	241.6	15:31:39.246	6		2:14.136	39.626	58.512	35.998	244.3	15:32:20.223					
7		7:44.391	6:03.399	1:04.000	36.992	225.9	15:39:23.637	7		2:14.107	39.530	58.725	35.852	244.8	15:34:34.330					
8		2:27.350 P	40.530	1:03.127	43.693	237.8	15:41:50.987	8		2:22.819 P	39.758	58.733	44.328	244.3	15:36:57.149					
9		4:02.044	2:23.707	1:01.783	36.554	238.4	15:45:53.031	9		9:32.279	7:52.139	1:02.790	37.350	236.8	15:46:29.428					
10		2:18.247	40.429	1:01.245	36.573	238.9	15:48:11.278	10		2:14.704	39.666	59.062	35.976	243.7	15:48:44.132					
11		2:17.972	40.438	1:01.035	36.499	240.0	15:50:29.250	11		2:14.231	39.597	58.738	35.896	243.7	15:50:58.363					
12		2:18.183	40.211	1:01.369	36.603	239.4	15:52:47.433	12		2:13.935	39.523	58.536	35.876	245.4	15:53:12.298					
13		2:18.265	40.231	1:01.300	36.734	240.5	15:55:05.698	13		2:17.791	39.567	58.567	39.657	243.7	15:55:30.089					

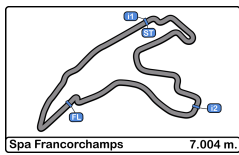
10 Juju Noda Dallara F320 Spiess 23 Bryce Aron Dallara F320 Spiess

Rookie							Noda Racing							Team Motopark						
Lap	D	Time	Sector 1	Sector 2	Sector 3	T. Spd	Elapsed	Lap	D	Time	Sector 1	Sector 2	Sector 3	T. Spd	Elapsed					
1		15:18:08.391	15:16:15.074	1:14.725	38.592	219.5	15:18:08.391	1		15:18:06.324 P	15:16:12.255	1:07.144	46.925	225.4	15:18:06.324					
2		2:25.304	41.505	1:05.120	38.679	226.4	15:20:33.695	2		3:29.730	1:39.266	1:02.908	47.556	222.2	15:21:36.054					
3		2:15.965	39.379	1:00.620	35.966	249.4	15:22:49.660	3		2:14.357	40.072	58.477	35.808	240.0	15:23:50.411					
4		2:15.113	39.520	59.574	36.019	246.5	15:25:04.773	4		2:13.476	39.649	58.129	35.698	242.6	15:26:03.887					
5		2:14.162	39.414	58.959	35.789	245.4	15:27:18.935	5		2:13.868	39.694	58.375	35.799	242.6	15:28:17.755					
6		2:13.966	39.315	58.933	35.718	247.7	15:29:32.901	6		2:30.146	52.055	1:01.983	36.108	188.4	15:30:47.901					
7		2:28.427 P	39.543	1:01.716	47.168	243.2	15:32:01.328	7		2:13.139	39.382	58.243	35.514	244.8	15:33:01.040					
8		7:33.654	5:45.444	1:04.592	43.618	238.9	15:39:34.982	8		2:22.811 P	39.635	59.204	43.972	244.8	15:35:23.851					
9		2:16.002	39.933	59.903	36.166	238.9	15:41:50.984	9		8:59.893	7:20.885	1:01.301	37.707	223.1	15:44:23.744					
10		2:14.615	39.554	59.140	35.921	240.5	15:44:05.599	10		2:28.570	50.403	1:01.766	36.401	198.5	15:46:52.314					
11		2:14.566	39.572	59.070	35.924	241.6	15:46:20.165	11		2:13.712	39.517	58.439	35.756	242.6	15:49:06.026					
12		2:14.030	39.530	58.442	36.058	242.6	15:48:34.195	12		2:13.645	39.579	58.292	35.774	243.2	15:51:19.671					
13		2:14.089	39.487	58.712	35.890	241.6	15:50:48.284	13		2:13.941	39.595	58.358	35.988	244.3	15:53:33.612					
14		2:13.619	39.628	58.258	35.733	243.2	15:53:01.903	14		2:16.834	41.494	59.364	35.976	242.6	15:55:50.446					
15		2:13.471	39.323	58.253	35.895	243.2	15:55:15.374													

19 Noel Leon Dallara F320 Spiess 26 Jakob Bergmeister Dallara F320 Spiess

Team Motopark							Rookie							Team Motopark						
Lap	D	Time	Sector 1	Sector 2	Sector 3	T. Spd	Elapsed	Lap	D	Time	Sector 1	Sector 2	Sector 3	T. Spd	Elapsed					
1		15:18:12.396 P	15:16:23.925	1:04.755	43.716	223.6	15:18:12.396	1		15:18:25.379	15:16:45.353	1:03.423	36.603	211.7	15:18:25.379					
2		3:28.930	1:41.854	1:00.649	46.427	226.8	15:21:41.326	2		2:17.289	40.920	1:00.538	35.831	213.4	15:20:42.668					
3		2:13.465	39.648	58.155	35.662	243.7	15:23:54.791	3		2:15.034	39.671	59.360	36.003	243.2	15:22:57.702					
4		2:13.041	39.340	58.169	35.532	244.8	15:26:07.832	4		2:30.813 P	40.253	1:01.610	48.950	245.4	15:25:28.515					
5		2:12.754	39.379	57.931	35.444	243.7	15:28:20.586	5		3:33.783	1:49.179	1:07.910	36.694	174.7	15:29:02.298					
6		2:24.349	48.019	1:00.723	35.607	212.5	15:30:44.935	6		2:15.431	39.839	59.751	35.841	242.1	15:31:17.729					
7		2:12.622	39.244	57.803	35.575	245.4	15:32:57.557	7		2:13.983	39.534	58.772	35.677	242.1	15:33:31.712					
8		2:21.567 P	39.349	58.471	43.747	243.2	15:35:19.124	8		2:25.429 P	39.771	59.629	46.029	242.1	15:35:57.141					
9		7:31.417	5:48.774	1:05.145	37.498	223.1	15:42:50.541	9		10:53.428	9:13.664	1:02.915	36.849	208.0	15:46:50.569					
10		2:13.191	39.403	58.101	35.687	243.7	15:45:03.732	10		2:20.850	41.988	1:02.897	35.965	185.5	15:49:11.419					
11		2:12.896	39.505	57.941	35.450	243.2	15:47:16.628	11		2:17.156	39.604	59.229	38.323	242.1	15:51:28.575					
12		2:12.905	39.312	58.105	35.488	243.2	15:49:29.533	12		2:18.686	39.780	1:02.543	36.363	242.6	15:53:47.261					
13		2:36.223 P	39.331	1:05.936	50.956	243.7	15:52:05.756	13		2:14.490	39.533	59.229	35.728	242.6	15:56:01.751					
14		5:58.364 P	3:30.202	1:26.438	1:01.724	124.5	15:58:04.120													





Spa Francorchamps
Euroformula Open
Free Practice - 2
Lap Analysis



39

Gerrard Xie

Dallara F320 Spiess **212**

Paolo Brajnik

Dallara F320 Spiess

Rookie

CryptoTower Racing Team

GC

NV Racing

Lap	D	Time	Sector 1	Sector 2	Sector 3	T. Spd	Elapsed	Lap	D	Time	Sector 1	Sector 2	Sector 3	T. Spd	Elapsed
1		15:18:03.527	15:16:15.966	1:07.140	40.421	197.0	15:18:03.527	1		15:18:17.438	15:16:35.551	1:04.636	37.251	234.7	15:18:17.438
2		2:29.222	41.375	1:09.425	38.422	175.8	15:20:32.749	2		2:21.011	40.713	1:02.970	37.328	237.3	15:20:38.449
3		2:15.518	39.880	59.747	35.891	243.2	15:22:48.267	3		2:18.640	40.592	1:01.576	36.472	239.4	15:22:57.089
4		2:14.777	39.873	58.995	35.909	242.6	15:25:03.044	4		2:18.796	40.304	1:01.620	36.872	241.6	15:25:15.885
5		2:14.547	39.806	58.941	35.800	243.7	15:27:17.591	5		2:17.874	40.535	1:00.709	36.630	240.0	15:27:33.759
6		2:14.207	39.650	58.808	35.749	244.3	15:29:31.798	6		2:18.976	40.381	1:02.068	36.527	241.0	15:29:52.735
7		2:24.275	42.372	1:02.820	39.083	207.2	15:31:56.073	7		2:18.122	40.124	1:01.269	36.729	240.0	15:32:10.857
8		2:25.489 P	39.598	1:01.270	44.621	243.7	15:34:21.562	8		2:16.748	39.850	1:00.631	36.267	244.8	15:34:27.605
9		10:24.396	8:45.361	1:01.249	37.786	238.4	15:44:45.958	9		2:33.665 P	41.559	1:03.367	48.739	239.4	15:37:01.270
10		2:14.307	39.609	59.068	35.630	244.3	15:47:00.265	10		6:42.710	5:04.448	1:01.758	36.504	239.4	15:43:43.980
11		2:19.300	39.967	1:01.924	37.409	243.7	15:49:19.565	11		2:18.143	40.440	1:01.165	36.538	238.9	15:46:02.123
12		2:14.218	39.528	58.970	35.720	243.2	15:51:33.783	12		2:17.695	40.328	1:00.736	36.631	240.0	15:48:19.818
13		2:18.991	39.623	1:01.254	38.114	244.3	15:53:52.774	13		2:17.548	40.289	1:00.693	36.566	240.0	15:50:37.366
14		2:13.841	39.465	58.742	35.634	244.3	15:56:06.615	14		2:17.491	40.328	1:00.540	36.623	240.0	15:52:54.857
15								15		2:17.355	40.228	1:00.560	36.567	240.5	15:55:12.212

73

Cian Shields

Dallara F320 Spiess

Team Motopark

Lap	D	Time	Sector 1	Sector 2	Sector 3	T. Spd	Elapsed
1		15:18:01.191	15:16:18.022	1:04.439	38.730	206.8	15:18:01.191
2		2:34.874	42.408	1:09.817	42.649	180.6	15:20:36.065
3		2:15.933	39.696	1:00.222	36.015	244.8	15:22:51.998
4		2:26.540	39.584	1:04.580	42.376	244.8	15:25:18.538
5		2:16.055	39.397	59.523	37.135	246.5	15:27:34.593
6		2:25.461 P	39.439	1:00.990	45.032	244.8	15:30:00.054
7		8:46.587 P	7:00.979	1:02.791	42.817	228.8	15:38:46.641
8		3:14.165	1:38.459	59.910	35.796	207.2	15:42:00.806
9		2:13.230	39.437	58.255	35.538	243.2	15:44:14.036
10		2:13.104	39.372	58.213	35.519	245.4	15:46:27.140
11		2:13.231	39.508	58.029	35.694	243.7	15:48:40.371
12		2:13.554	39.498	58.383	35.673	243.7	15:50:53.925
13		2:20.889	44.459	1:00.566	35.864	175.0	15:53:14.814
14		2:13.537	39.387	58.424	35.726	246.5	15:55:28.351

84

Francesco Simonazzi

Dallara F320 Spiess

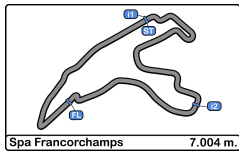
BVM Racing

Lap	D	Time	Sector 1	Sector 2	Sector 3	T. Spd	Elapsed
1		15:18:00.197	15:16:11.387	1:09.491	39.319	140.2	15:18:00.197
2		2:29.728	43.093	1:08.432	38.203	171.1	15:20:29.925
3		2:23.010	41.383	1:05.530	36.097	199.2	15:22:52.935
4		2:35.102	39.535	1:12.649	42.918	246.5	15:25:28.037
5		2:13.485	39.790	57.957	35.738	243.2	15:27:41.522
6		2:13.304	39.399	58.049	35.856	244.8	15:29:54.826
7		2:15.363	39.412	1:00.157	35.794	246.5	15:32:10.189
8		2:21.470 P	39.499	59.504	42.467	244.3	15:34:31.659
9		12:26.770	10:52.052	58.815	35.903	241.0	15:46:58.429
10		2:14.712	39.629	58.769	36.314	242.6	15:49:13.141
11		2:13.556	39.211	58.725	35.620	247.1	15:51:26.697
12		2:13.921	39.467	58.549	35.905	244.3	15:53:40.618
13		2:14.215	39.572	58.825	35.818	244.8	15:55:54.833



CIRCUIT DE SPA FRANCORCHAMPS





Spa Francorchamps
Euroformula Open
Free Practice - 2
Best Sectors Results

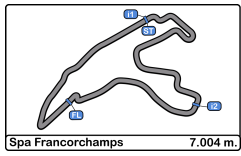


Sector - 1			Sector - 2			Sector - 3			Ideal Lap vs Best Lap						
Clas	Nº	Driver	Time	Nº	Driver	Time	Nº	Driver	Time	Clas	Nº	Driver	Ideal Lap	Best Lap	Clas
1	84	Francesco Simonazzi	39.211	19	Noel Leon	57.803	19	Noel Leon	35.444	1	19	Noel Leon	2:12.491	2:12.622	1
2	19	Noel Leon	39.244	84	Francesco Simonazzi	57.957	23	Bryce Aron	35.514	2	84	Francesco Simonazzi	2:12.788	2:13.304	4
3	10	Juju Noda	39.315	73	Cian Shields	58.029	73	Cian Shields	35.519	3	73	Cian Shields	2:12.920	2:13.104	2
4	73	Cian Shields	39.372	23	Bryce Aron	58.129	84	Francesco Simonazzi	35.620	4	23	Bryce Aron	2:13.025	2:13.139	3
5	23	Bryce Aron	39.382	10	Juju Noda	58.253	39	Gerrard Xie	35.630	5	10	Juju Noda	2:13.286	2:13.471	5
6	39	Gerrard Xie	39.465	21	Josh Mason	58.512	26	Jakob Bergmeister	35.677	6	39	Gerrard Xie	2:13.837	2:13.841	6
7	21	Josh Mason	39.523	39	Gerrard Xie	58.742	10	Juju Noda	35.718	7	21	Josh Mason	2:13.887	2:13.935	7
8	26	Jakob Bergmeister	39.533	26	Jakob Bergmeister	58.772	21	Josh Mason	35.852	8	26	Jakob Bergmeister	2:13.982	2:13.983	8
9	21	Paolo Brajnik	39.850	212	Paolo Brajnik	1:00.540	212	Paolo Brajnik	36.267	9	212	Paolo Brajnik	2:16.657	2:16.748	9
10	7	Vladimir Netusil	40.211	7	Vladimir Netusil	1:00.923	7	Vladimir Netusil	36.485	10	7	Vladimir Netusil	2:17.619	2:17.794	10



CIRCUIT DE SPA
FRANCORCHAMPS





Spa Francorchamps
Euroformula Open
Free Practice - 2
Best 5 Lap Times

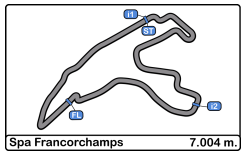


Cls	N°	Driver	Nat	Cat	Cls	Team	Nat	Vehicle	Best 1		Best 2		Best 3		Best 4		Best 5	
									Time	Lap	Time	Lap	Time	Lap	Time	Lap	Time	Lap
1	19	Noel Leon	MEX			Team Motopark	DEU	Dallara F320 Spiess	2:12.622	7	2:12.754	5	2:12.896	11	2:12.905	12	2:13.041	4
2	73	Cian Shields	GBR			Team Motopark	DEU	Dallara F320 Spiess	2:13.104	10	2:13.230	9	2:13.231	11	2:13.537	14	2:13.554	12
3	23	Bryce Aron	USA			Team Motopark	DEU	Dallara F320 Spiess	2:13.139	7	2:13.476	4	2:13.645	12	2:13.712	11	2:13.868	5
4	84	Francesco	ITA			BVM Racing	ITA	Dallara F320 Spiess	2:13.304	6	2:13.485	5	2:13.556	11	2:13.921	12	2:14.215	13
5	10	Juju Noda	JPN	R	1	Noda Racing	JPN	Dallara F320 Spiess	2:13.471	15	2:13.619	14	2:13.966	6	2:14.030	12	2:14.089	13
6	39	Gerrard Xie	HKG	R	2	CryptoTower Racing	JPN	Dallara F320 Spiess	2:13.841	14	2:14.207	6	2:14.218	12	2:14.307	10	2:14.547	5
7	21	Josh Mason	GBR			CryptoTower Racing	JPN	Dallara F320 Spiess	2:13.935	12	2:14.107	7	2:14.136	6	2:14.231	11	2:14.510	5
8	26	Jakob Bergmeister	DEU	R	3	Team Motopark	DEU	Dallara F320 Spiess	2:13.983	7	2:14.490	13	2:15.034	3	2:15.431	6	2:17.156	11
9	212	Paolo Brajnik	SRB	GC	1	NV Racing	SRB	Dallara F320 Spiess	2:16.748	8	2:17.355	15	2:17.491	14	2:17.548	13	2:17.695	12
10	7	Vladimir Netusil	CZE	GC	2	Effective Racing	CZE	Dallara F320 HWA	2:17.794	5	2:17.972	11	2:18.183	12	2:18.247	10	2:18.265	13



CIRCUIT DE SPA
FRANCORCHAMPS





Spa Francorchamps
Euroformula Open
Free Practice - 2
Best 5 Top Speeds

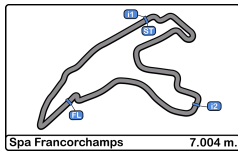


Clas	Nº	Driver	Nat	Cat	Cls	Team	Nat	Vehicle	Top 1		Top 2		Top 3		Top 4		Top 5		Avg
									Km/h	Lap	Km/h	Lap	Km/h	Lap	Km/h	Lap	Km/h	Lap	
1	10	Juju Noda		R	1	Noda Racing		Dallara F320 Spiess	249.4	3	247.7	6	246.5	4	245.4	5	243.2	7	246.4
2	84	Francesco Simonazzi				BVM Racing		Dallara F320 Spiess	247.1	11	246.5	4	246.5	7	244.8	6	244.8	13	246.0
3	73	Cian Shields				Team Motopark		Dallara F320 Spiess	246.5	5	246.5	14	245.4	10	244.8	3	244.8	4	245.6
4	19	Noel Leon				Team Motopark		Dallara F320 Spiess	245.4	7	244.8	4	243.7	3	243.7	5	243.7	10	244.3
5	21	Josh Mason				CryptoTower Racing Team		Dallara F320 Spiess	245.4	12	244.8	7	244.3	6	244.3	8	243.7	5	244.5
6	26	Jakob Bergmeister		R	2	Team Motopark		Dallara F320 Spiess	245.4	4	243.2	3	242.6	12	242.6	13	242.1	6	243.2
7	23	Bryce Aron				Team Motopark		Dallara F320 Spiess	244.8	7	244.8	8	244.3	13	243.2	12	242.6	4	244.0
8	212	Paolo Brajnik		GC	1	NV Racing		Dallara F320 Spiess	244.8	8	241.6	4	241.0	6	240.5	15	240.0	5	241.6
9	39	Gerrard Xie		R	3	CryptoTower Racing Team		Dallara F320 Spiess	244.3	6	244.3	10	244.3	13	244.3	14	243.7	5	244.2
10	7	Vladimir Netusil		GC	2	Effective Racing		Dallara F320 HWA	241.6	5	241.6	6	240.5	13	240.0	11	239.4	12	240.6



CIRCUIT DE SPA
FRANCORCHAMPS





Spa Francorchamps
Euroformula Open
Free Practice - 2
Fastest Laps Sequence

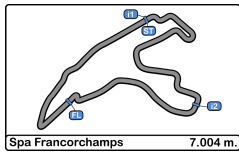


Lap	Time of Day	Session Time	Nº Driver	Nat	Cat	Team	Nat	Vehicle	Time	Km/h
2	15:20:29.925	5:29.925	84 Francesco Simonazzi	ITA		BVM Racing	ITA	Dallara F320 Spiess	2:29.728	168.4
2	15:20:32.749	5:32.749	39 Gerrard Xie	HKG	R	CryptoTower Racing Team	JPN	Dallara F320 Spiess	2:29.222	168.9
2	15:20:33.695	5:33.695	10 Juju Noda	JPN	R	Noda Racing	JPN	Dallara F320 Spiess	2:25.304	173.5
2	15:20:38.449	5:38.449	212 Paolo Brajnik	SRB	GC	NV Racing	SRB	Dallara F320 Spiess	2:21.011	178.8
2	15:20:42.668	5:42.668	26 Jakob Bergmeister	DEU	R	Team Motopark	DEU	Dallara F320 Spiess	2:17.289	183.6
3	15:22:48.267	7:48.267	39 Gerrard Xie	HKG	R	CryptoTower Racing Team	JPN	Dallara F320 Spiess	2:15.518	186.0
3	15:22:57.702	7:57.702	26 Jakob Bergmeister	DEU	R	Team Motopark	DEU	Dallara F320 Spiess	2:15.034	186.7
3	15:23:50.411	8:50.411	23 Bryce Aron	USA		Team Motopark	DEU	Dallara F320 Spiess	2:14.357	187.6
3	15:23:54.791	8:54.791	19 Noel Leon	MEX		Team Motopark	DEU	Dallara F320 Spiess	2:13.465	188.9
4	15:26:07.832	11:07.832	19 Noel Leon	MEX		Team Motopark	DEU	Dallara F320 Spiess	2:13.041	189.5
5	15:28:20.586	13:20.586	19 Noel Leon	MEX		Team Motopark	DEU	Dallara F320 Spiess	2:12.754	189.9
7	15:32:57.557	17:57.557	19 Noel Leon	MEX		Team Motopark	DEU	Dallara F320 Spiess	2:12.622	190.1



CIRCUIT DE SPA
FRANCORCHAMPS





Spa Francorchamps
Euroformula Open
Free Practice - 2
Event Best Maximum Speed

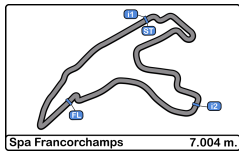


N°	Driver	Nat	Cat	Clas	Team	Nat	Vehicle	Km/h	Session
10	Juju Noda		R	1	Noda Racing		Dallara F320 Spiess	252.3	Free Practice - 1
26	Jakob Bergmeister		R	2	Team Motopark		Dallara F320 Spiess	251.1	Free Practice - 1
73	Cian Shields				Team Motopark		Dallara F320 Spiess	249.4	Free Practice - 1
84	Francesco Simonazzi				BVM Racing		Dallara F320 Spiess	247.1	Free Practice - 1
21	Josh Mason				CryptoTower Racing Team		Dallara F320 Spiess	246.0	Free Practice - 1
19	Noel Leon				Team Motopark		Dallara F320 Spiess	245.4	Free Practice - 1
212	Paolo Brajnik		GC	1	NV Racing		Dallara F320 Spiess	244.8	Free Practice - 2
23	Bryce Aron				Team Motopark		Dallara F320 Spiess	244.8	Free Practice - 2
39	Gerrard Xie		R	3	CryptoTower Racing Team		Dallara F320 Spiess	244.3	Free Practice - 2
7	Vladimir Netusil		GC	2	Effective Racing		Dallara F320 HWA	241.6	Free Practice - 2



CIRCUIT DE SPA
FRANCORCHAMPS





Spa Francorchamps
Euroformula Open
Free Practice - 2
Pit Stop Analysis



19 Noel Leon Dallara F320 Spiess

Team Motopark

N°	In Day Time	In Time	Out Time	Pit Time	T. Pit Time	Handicap	Diff.
1	15:18:06.527	15:18:06.527	15:19:19.517	1:12.990	1:12.990		
2	15:35:12.677	15:35:12.677	15:40:34.726	5:22.049	6:35.039		
3	15:51:59.734	15:51:59.734	15:54:59.617	2:59.883	9:34.922		

21 Josh Mason Dallara F320 Spiess

CryptoTower Racing Team

N°	In Day Time	In Time	Out Time	Pit Time	T. Pit Time	Handicap	Diff.
1	15:18:11.698	15:18:11.698	15:19:30.357	1:18.659	1:18.659		
2	15:22:01.675	15:22:01.675	15:23:16.472	1:14.797	2:33.456		

23 Bryce Aron Dallara F320 Spiess

Team Motopark

N°	In Day Time	In Time	Out Time	Pit Time	T. Pit Time	Handicap	Diff.
1	15:18:00.790	15:18:00.790	15:19:09.239	1:08.449	1:08.449		
2	15:35:17.875	15:35:17.875	15:42:09.514	6:51.639	8:00.088		

26 Jakob Bergmeister Dallara F320 Spiess

Rookie

Team Motopark

N°	In Day Time	In Time	Out Time	Pit Time	T. Pit Time	Handicap	Diff.
1	15:25:22.009	15:25:22.009	15:26:34.988	1:12.979	1:12.979		
2	15:35:51.276	15:35:51.276	15:44:29.928	8:38.652	9:51.631		

73 Cian Shields Dallara F320 Spiess

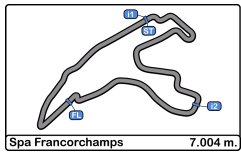
Team Motopark

N°	In Day Time	In Time	Out Time	Pit Time	T. Pit Time	Handicap	Diff.
1	15:29:54.850	15:29:54.850	15:36:19.698	6:24.848	6:24.848		
2	15:38:41.473	15:38:41.473	15:39:43.859	1:02.386	7:27.234		



CIRCUIT DE SPA
FRANCORCHAMPS

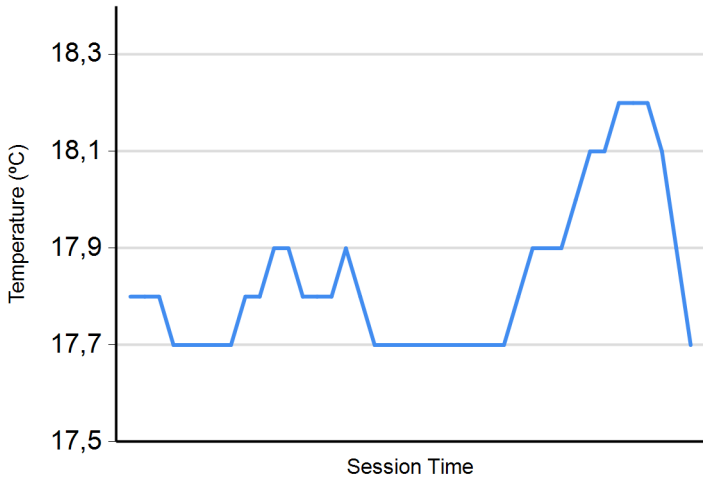




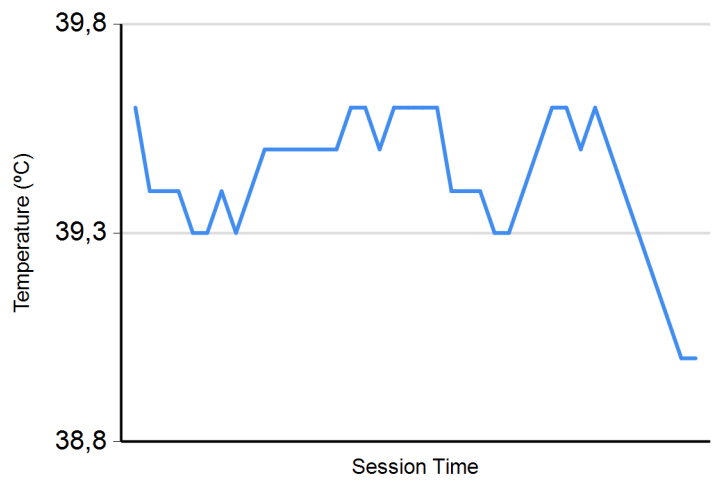
Spa Francorchamps
Euroformula Open
Free Practice - 2
Weather Report



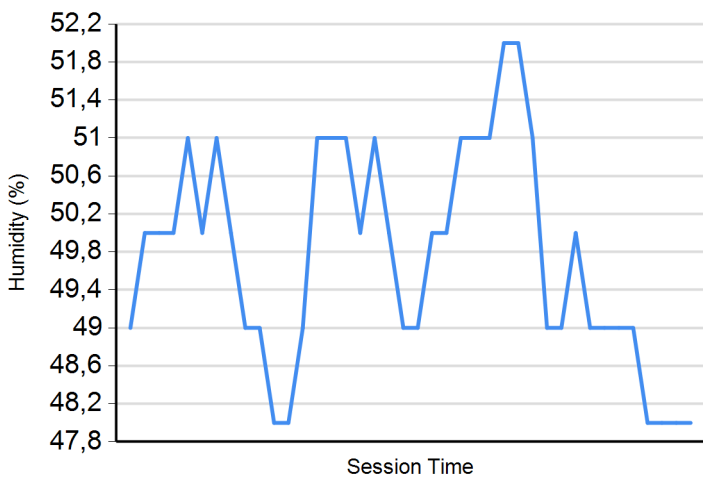
Air Temperature



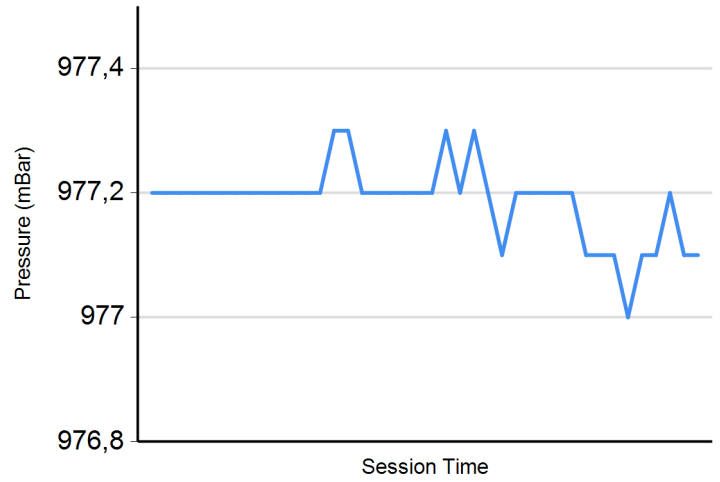
Track Temperature



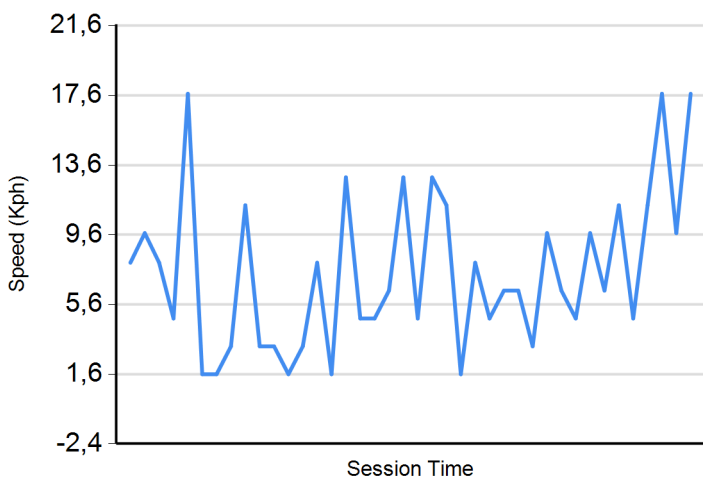
Humidity



Pressure

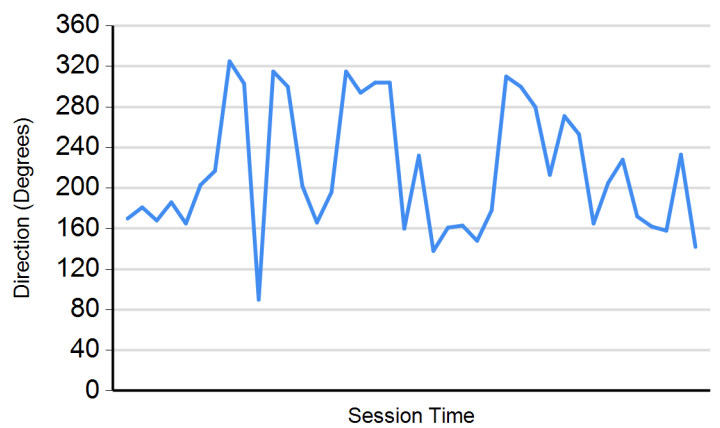


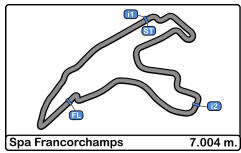
Wind Speed



Wind direction

North = 0°/360° Est = 90° South = 180° West = 270°





Spa Francorchamps
Euroformula Open
Free Practice - 1 - 2
Combined Results



Cls	Nº	Driver	Nat	Cat	Clas	Team	Nat	Vehicle	Laps	FP1	FP2	Best	Gap	Interval	Km/h		
1	84	Francesco Simonazzi	ITA			BVM Racing	ITA	Dallara F320 Spiess	26	2:10.961	12	2:13.304	6	2:10.961	192.5		
2	19	Noel Leon	MEX			Team Motopark	DEU	Dallara F320 Spiess	28	2:11.120	8	2:12.622	7	2:11.120	0.159	0.159	192.3
3	73	Cian Shields	GBR			Team Motopark	DEU	Dallara F320 Spiess	27	2:11.123	13	2:13.104	10	2:11.123	0.162	0.003	192.2
4	23	Bryce Aron	USA			Team Motopark	DEU	Dallara F320 Spiess	29	2:12.039	5	2:13.139	7	2:12.039	1.078	0.916	190.9
5	26	Jakob Bergmeister	DEU	R	1	Team Motopark	DEU	Dallara F320 Spiess	26	2:12.850	13	2:13.983	7	2:12.850	1.889	0.811	189.7
6	21	Josh Mason	GBR			CryptoTower Racing Team	JPN	Dallara F320 Spiess	26	2:13.087	7	2:13.935	12	2:13.087	2.126	0.237	189.4
7	10	Juju Noda	JPN	R	2	Noda Racing	JPN	Dallara F320 Spiess	31	2:14.209	16	2:13.471	15	2:13.471	2.510	0.384	188.9
8	39	Gerrard Xie	HKG	R	3	CryptoTower Racing Team	JPN	Dallara F320 Spiess	14		2:13.841	14	2:13.841	2.880	0.370	188.3	
9	21	Paolo Brajnik	SRB	GC	1	NV Racing	SRB	Dallara F320 Spiess	28	2:15.436	11	2:16.748	8	2:15.436	4.475	1.595	186.1
10	7	Vladimir Netusil	CZE	GC	2	Effective Racing	CZE	Dallara F320 HWA	13		2:17.794	5	2:17.794	6.833	2.358	182.9	

Published at:.....

Race Director:

Neus Santamaría Sanromà

DPB-0819-ESP/CAT

Timekeeper:

Luis Angel García Nuñez
 JOB-1605-ESP/M



CIRCUIT DE SPA FRANCORCHAMPS

