

Spa Francorchamps
Euroformula Open
Race - 1
Provisional Results



Clas	Nº	Driver	Nat	Cat	Clas	Team	Nat	Vehicle	Laps	Total Time	Gap	Interval	Km/h	Best	Time	Km/h
1	19	Noel Leon	MEX			Team Motopark	DEU	Dallara F320 Spiess	13	28:55.123			188.9	6	2:12.507	190.2
2	73	Cian Shields	GBR			Team Motopark	DEU	Dallara F320 Spiess	13	28:56.252	1.129	1.129	188.7	5	2:12.805	189.8
3	23	Bryce Aron	USA			Team Motopark	DEU	Dallara F320 Spiess	13	28:57.472	2.349	1.220	188.6	5	2:12.630	190.1
4	21	Josh Mason	GBR			CryptoTower Racing Team	JPN	Dallara F320 Spiess	13	29:07.433	12.310	9.961	187.5	3	2:13.215	189.2
5	84	Francesco Simonazzi	ITA			BVM Racing	ITA	Dallara F320 Spiess	13	29:08.299	13.176	0.866	187.4	2	2:12.994	189.5
6	10	Juju Noda	JPN	R	1	Noda Racing	JPN	Dallara F320 Spiess	13	29:15.766	20.643	7.467	186.6	4	2:13.749	188.5
7	26	Jakob Bergmeister	DEU	R	2	Team Motopark	DEU	Dallara F320 Spiess	13	29:16.324	21.201	0.558	186.6	6	2:13.962	188.2
8	39	Gerrard Xie	HKG	R	3	CryptoTower Racing Team	JPN	Dallara F320 Spiess	13	29:17.675	22.552	1.351	186.4	6	2:13.873	188.3
9	212	Paolo Brajnik	SRB	GC	1	NV Racing	SRB	Dallara F320 Spiess	13	29:58.286	1:03.163	40.611	182.2	2	2:15.281	186.3
10	7	Vladimir Netusil	CZE	GC	2	Effective Racing	CZE	Dallara F320 HWA	13	30:00.661	1:05.538	2.375	182.0	5	2:15.971	185.4

Fastest lap Noel Leon in 2:12.507 at 190.2 Km/h in lap 6

Published at:.....

Track Temp: 41.1 °C Air Temp: 22.7 °C Humidity: 30 % Track Status: DRY

Race Director:

Neus Santamaría Sanromà

DPB-0819-ESP/CAT

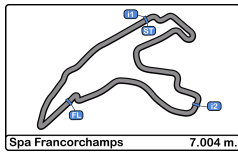
Timekeeper:

Luis Angel García Nuñez
 JOB-1605-ESP/M



CIRCUIT DE SPA FRANCORCHAMPS





Spa Francorchamps
Euroformula Open
Race - 1
Provisional Results by Category



Rookie																
Clas	Nº	Driver	Nat	Cat	Clas	Team	Nat	Vehicle	Laps	Total Time	Gap	Interval	Km/h	Best	Time	Km/h
1	10	Juju Noda		R	1	Noda Racing		Dallara F320 Spiess	13	29:15.766			186.6	4	2:13.749	188.5
2	26	Jakob Bergmeister		R	2	Team Motopark		Dallara F320 Spiess	13	29:16.324	0.558	0.558	186.6	6	2:13.962	188.2
3	39	Gerrard Xie		R	3	CryptoTower Racing Team		Dallara F320 Spiess	13	29:17.675	1.909	1.351	186.4	6	2:13.873	188.3

GC																
Clas	Nº	Driver	Nat	Cat	Clas	Team	Nat	Vehicle	Laps	Total Time	Gap	Interval	Km/h	Best	Time	Km/h
1	212	Paolo Brajnik		GC	1	NV Racing		Dallara F320 Spiess	13	29:58.286			182.2	2	2:15.281	186.3
2	7	Vladimir Netusil		GC	2	Effective Racing		Dallara F320 HWA	13	30:00.661	2.375	2.375	182.0	5	2:15.971	185.4

Clas	Nº	Driver	Nat	Cat	Clas	Team	Nat	Vehicle	Laps	Total Time	Gap	Interval	Km/h	Best	Time	Km/h
1	19	Noel Leon				Team Motopark		Dallara F320 Spiess	13	28:55.123			188.9	6	2:12.507	190.2
2	73	Cian Shields				Team Motopark		Dallara F320 Spiess	13	28:56.252	1.129	1.129	188.7	5	2:12.805	189.8
3	23	Bryce Aron				Team Motopark		Dallara F320 Spiess	13	28:57.472	2.349	1.220	188.6	5	2:12.630	190.1
4	21	Josh Mason				CryptoTower Racing Team		Dallara F320 Spiess	13	29:07.433	12.310	9.961	187.5	3	2:13.215	189.2
5	84	Francesco Simonazzi				BVM Racing		Dallara F320 Spiess	13	29:08.299	13.176	0.866	187.4	2	2:12.994	189.5

Fastest lap Noel Leon in 2:12.507 at 190.2 Km/h in lap 6

Published at:.....

Track Temp: **41.1 °C** Air Temp: **22.7 °C** Humidity: **30 %** Track Status: **DRY**

Race Director:

Neus Santamaría Sanromà

DPB-0819-ESP/CAT

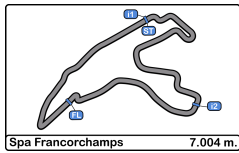
Timekeeper:

Luis Angel García Nuñez
 JOB-1605-ESP/M



CIRCUIT DE SPA FRANCORCHAMPS





Spa Francorchamps
Euroformula Open
Race - 1



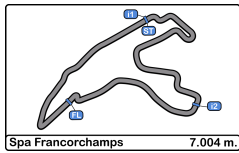
Provisional Classification by Driver Fastest Lap

Clas	Nº	Driver	Nat	Cat	Clas	Team	Nat	Vehicle	Laps	Best	Time	Gap	Interval	Km/h
1	19	Noel Leon				Team Motopark		Dallara F320 Spiess	13	6	2:12.507			190.2
2	23	Bryce Aron				Team Motopark		Dallara F320 Spiess	13	5	2:12.630	0.123	0.123	190.1
3	73	Cian Shields				Team Motopark		Dallara F320 Spiess	13	5	2:12.805	0.298	0.175	189.8
4	84	Francesco Simonazzi				BVM Racing		Dallara F320 Spiess	13	2	2:12.994	0.487	0.189	189.5
5	21	Josh Mason				CryptoTower Racing Team		Dallara F320 Spiess	13	3	2:13.215	0.708	0.221	189.2
6	10	Juju Noda		R	1	Noda Racing		Dallara F320 Spiess	13	4	2:13.749	1.242	0.534	188.5
7	39	Gerrard Xie		R	2	CryptoTower Racing Team		Dallara F320 Spiess	13	6	2:13.873	1.366	0.124	188.3
8	26	Jakob Bergmeister		R	3	Team Motopark		Dallara F320 Spiess	13	6	2:13.962	1.455	0.089	188.2
9	212	Paolo Brajnik		GC	1	NV Racing		Dallara F320 Spiess	13	2	2:15.281	2.774	1.319	186.3
10	7	Vladimir Netusil		GC	2	Effective Racing		Dallara F320 HWA	13	5	2:15.971	3.464	0.690	185.4



CIRCUIT DE SPA
FRANCORCHAMPS





Spa Francorchamps
Euroformula Open
Race - 1



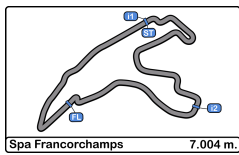
Distance and Speed Average

Clas	Nº	Driver	Nat	Cat	Clas	Team	Nat	Vehicle	Laps	Distance	Total Time	Km/h
1	19	Noel Leon				Team Motopark		Dallara F320 Spiess	13	91.05	28:55.123	188.9
2	73	Cian Shields				Team Motopark		Dallara F320 Spiess	13	91.05	28:56.252	188.7
3	23	Bryce Aron				Team Motopark		Dallara F320 Spiess	13	91.05	28:57.472	188.6
4	21	Josh Mason				CryptoTower Racing Team		Dallara F320 Spiess	13	91.05	29:07.433	187.5
5	84	Francesco Simonazzi				BVM Racing		Dallara F320 Spiess	13	91.05	29:08.299	187.4
6	10	Juju Noda		R	1	Noda Racing		Dallara F320 Spiess	13	91.05	29:15.766	186.6
7	26	Jakob Bergmeister		R	2	Team Motopark		Dallara F320 Spiess	13	91.05	29:16.324	186.6
8	39	Gerrard Xie		R	3	CryptoTower Racing Team		Dallara F320 Spiess	13	91.05	29:17.675	186.4
9	212	Paolo Brajnik		GC	1	NV Racing		Dallara F320 Spiess	13	91.05	29:58.286	182.2
10	7	Vladimir Netusil		GC	2	Effective Racing		Dallara F320 HWA	13	91.05	30:00.661	182.0



CIRCUIT DE SPA
FRANCORCHAMPS





Spa Francorchamps
Euroformula Open
Race - 1
Lap Analysis



7 Vladimir Netusil Dallara F320 HWA 21 Josh Mason Dallara F320 Spiess

GC Effective Racing CryptoTower Racing Team

Lap	D	Time	Sector 1	Sector 2	Sector 3	T. Spd	Elapsed	Lap	D	Time	Sector 1	Sector 2	Sector 3	T. Spd	Elapsed
1		2:23.339	45.158	1:02.117	36.064	248.8	2:23.339	1		2:19.797	44.268	1:00.380	35.149	247.7	2:19.797
2		2:17.787	40.024	1:01.636	36.127	244.3	4:41.126	2		2:14.426	39.141	59.527	35.758	252.9	4:34.223
3		2:17.564	40.135	1:01.107	36.322	243.7	6:58.690	3		2:13.215	39.004	58.853	35.358	252.9	6:47.438
4		2:16.621	40.244	1:00.291	36.086	242.6	9:15.311	4		2:13.987	39.055	59.471	35.461	255.3	9:01.425
5		2:15.971	39.853	1:00.227	35.891	243.2	11:31.282	5		2:13.780	38.864	59.309	35.607	248.2	11:15.205
6		2:16.602	40.055	1:00.533	36.014	241.6	13:47.884	6		2:13.842	39.382	59.007	35.453	245.4	13:29.047
7		2:32.090	40.153	1:00.298	51.639	241.6	16:19.974	7		2:13.973	39.590	58.884	35.499	244.8	15:43.020
8		2:16.909	40.523	1:00.469	35.917	241.0	18:36.883	8		2:14.029	39.583	58.716	35.730	244.8	17:57.049
9		2:16.256	39.988	1:00.234	36.034	242.1	20:53.139	9		2:14.000	39.594	58.788	35.618	244.8	20:11.049
10		2:16.964	40.199	1:00.604	36.161	241.6	23:10.103	10		2:13.924	39.717	58.744	35.463	243.7	22:24.973
11		2:17.291	40.385	1:00.678	36.228	241.0	25:27.394	11		2:13.794	39.477	58.802	35.515	246.5	24:38.767
12		2:16.773	40.311	1:00.366	36.096	242.6	27:44.167	12		2:13.658	39.110	58.868	35.680	248.8	26:52.425
13		2:16.494	39.987	1:00.471	36.036	244.3	30:00.661	13		2:15.008	39.247	59.954	35.807	250.0	29:07.433

10 Juju Noda Dallara F320 Spiess 23 Bryce Aron Dallara F320 Spiess

Rookie Noda Racing Team Motopark

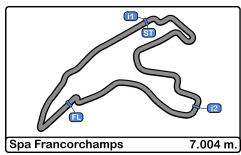
Lap	D	Time	Sector 1	Sector 2	Sector 3	T. Spd	Elapsed	Lap	D	Time	Sector 1	Sector 2	Sector 3	T. Spd	Elapsed
1		2:19.289	43.406	1:00.457	35.426	247.7	2:19.289	1		2:17.656	42.051	1:00.395	35.210	236.3	2:17.656
2		2:14.646	39.086	59.760	35.800	251.1	4:33.935	2		2:13.258	39.265	58.740	35.253	250.0	4:30.914
3		2:14.307	39.331	59.529	35.447	246.5	6:48.242	3		2:13.833	39.278	59.273	35.282	250.0	6:44.747
4		2:13.749	39.132	59.220	35.397	250.0	9:01.991	4		2:13.876	39.086	59.370	35.420	252.3	8:58.623
5		2:14.404	38.820	1:00.286	35.298	251.7	11:16.395	5		2:12.630	38.939	58.399	35.292	250.0	11:11.253
6		2:14.034	38.940	59.780	35.314	252.3	13:30.429	6		2:13.029	39.325	58.423	35.281	246.0	13:24.282
7		2:14.870	38.998	59.994	35.878	245.4	15:45.299	7		2:13.316	39.504	58.552	35.260	246.5	15:37.598
8		2:15.024	39.582	59.595	35.847	243.7	18:00.323	8		2:13.090	39.522	58.321	35.247	246.5	17:50.688
9		2:14.584	39.643	59.161	35.780	241.6	20:14.907	9		2:12.950	39.379	58.305	35.266	246.0	20:03.638
10		2:14.527	39.665	59.050	35.812	241.6	22:29.434	10		2:13.333	39.321	58.484	35.528	247.7	22:16.971
11		2:16.073	39.733	1:00.758	35.582	243.2	24:45.507	11		2:13.408	39.273	58.625	35.510	247.7	24:30.379
12		2:15.390	39.060	1:00.036	36.294	244.8	27:00.897	12		2:13.538	39.225	58.794	35.519	247.1	26:43.917
13		2:14.869	39.740	1:00.179	34.950	241.6	29:15.766	13		2:13.555	39.373	58.745	35.437	247.1	28:57.472

19 Noel Leon Dallara F320 Spiess 26 Jakob Bergmeister Dallara F320 Spiess

Team Motopark Rookie Team Motopark

Lap	D	Time	Sector 1	Sector 2	Sector 3	T. Spd	Elapsed	Lap	D	Time	Sector 1	Sector 2	Sector 3	T. Spd	Elapsed
1		2:17.019	41.918	59.869	35.232	239.4	2:17.019	1		2:18.577	42.678	1:00.612	35.287	246.0	2:18.577
2		2:13.189	39.183	58.798	35.208	247.7	4:30.208	2		2:14.232	39.418	59.405	35.409	248.2	4:32.809
3		2:13.838	39.128	59.292	35.418	250.5	6:44.046	3		2:14.082	39.413	59.298	35.371	247.7	6:46.891
4		2:12.891	39.182	58.425	35.284	248.2	8:56.937	4		2:14.157	39.408	59.130	35.619	247.1	9:01.048
5		2:12.581	39.169	58.260	35.152	247.1	11:09.518	5		2:14.909	39.339	1:00.121	35.449	246.5	11:15.957
6		2:12.507	39.123	58.037	35.347	241.6	13:22.025	6		2:13.962	39.114	59.576	35.272	249.4	13:29.919
7		2:13.078	39.706	57.984	35.388	242.1	15:35.103	7		2:15.840	39.500	1:00.755	35.585	244.8	15:45.759
8		2:13.132	39.731	57.958	35.443	241.0	17:48.235	8		2:15.375	39.194	1:00.651	35.530	247.7	18:01.134
9		2:13.120	39.724	58.000	35.396	241.6	20:01.355	9		2:14.330	39.493	59.402	35.435	247.7	20:15.464
10		2:13.300	39.730	58.109	35.461	240.5	22:14.655	10		2:14.554	39.422	59.587	35.545	251.1	22:30.018
11		2:13.564	39.657	58.350	35.557	241.6	24:28.219	11		2:14.960	39.232	1:00.074	35.654	233.2	24:44.978
12		2:13.447	39.620	58.224	35.603	241.6	26:41.666	12		2:16.286	39.578	1:00.584	36.124	242.1	27:01.264
13		2:13.457	39.647	58.218	35.592	241.6	28:55.123	13		2:15.060	39.302	59.733	36.025	245.4	29:16.324





Spa Francorchamps
Euroformula Open
Race - 1
Lap Analysis



39

Gerrard Xie

Dallara F320 Spiess 212

Paolo Brajnik

Dallara F320 Spiess

Rookie

CryptoTower Racing Team

GC

NV Racing

Lap	D	Time	Sector 1	Sector 2	Sector 3	T. Spd	Elapsed	Lap	D	Time	Sector 1	Sector 2	Sector 3	T. Spd	Elapsed
1		2:20.269	43.748	1:00.532	35.989	249.4	2:20.269	1		2:20.712			2:20.712		2:20.712
2		2:14.241	39.127	59.465	35.649	252.3	4:34.510	2		2:15.281			4:35.993		4:35.993
3		2:14.317	39.285	59.646	35.386	251.1	6:48.827	3		2:15.864			6:51.857		6:51.857
4		2:14.481	39.231	59.611	35.639	249.4	9:03.308	4		2:15.907			9:07.764		9:07.764
5		2:13.950	39.324	59.347	35.279	249.4	11:17.258	5		2:16.022			11:23.786		11:23.786
6		2:13.873	39.169	59.396	35.308	248.2	13:31.131	6		2:15.912			13:39.698		13:39.698
7		2:15.238	39.416	1:00.387	35.435	248.8	15:46.369	7		2:16.383			15:56.081		15:56.081
8		2:15.116	39.246	1:00.444	35.426	250.5	18:01.485	8		2:16.441			18:12.522		18:12.522
9		2:15.187	39.226	1:00.137	35.824	250.5	20:16.672	9		2:16.843			20:29.365		20:29.365
10		2:15.212	39.583	59.810	35.819	247.1	22:31.884	10		2:17.262			22:46.627		22:46.627
11		2:15.237	39.607	59.838	35.792	246.0	24:47.121	11		2:17.411			25:04.038		25:04.038
12		2:15.687	39.420	1:00.291	35.976	247.1	27:02.808	12		2:23.606			27:27.644		27:27.644
13		2:14.867	39.413	59.746	35.708	247.1	29:17.675	13		2:30.642			29:58.286		29:58.286

73

Cian Shields

Dallara F320 Spiess

Team Motopark

Lap	D	Time	Sector 1	Sector 2	Sector 3	T. Spd	Elapsed
1		2:16.060	41.902	58.549	35.609	243.2	2:16.060
2		2:13.771	39.667	58.811	35.293	241.6	4:29.831
3		2:13.250	39.242	58.332	35.676	244.8	6:43.081
4		2:13.071	39.758	57.876	35.437	242.1	8:56.152
5		2:12.805	39.611	57.854	35.340	241.6	11:08.957
6		2:13.883	39.732	58.871	35.280	236.8	13:22.840
7		2:13.271	39.422	58.522	35.327	247.1	15:36.111
8		2:13.218	39.433	58.444	35.341	246.5	17:49.329
9		2:13.173	39.396	58.354	35.423	246.5	20:02.502
10		2:13.282	39.501	58.428	35.353	245.4	22:15.784
11		2:13.292	39.459	58.340	35.493	246.0	24:29.076
12		2:13.471	39.196	58.833	35.442	247.7	26:42.547
13		2:13.705	39.279	58.864	35.562	247.1	28:56.252

84

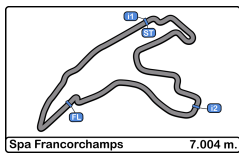
Francesco Simonazzi

Dallara F320 Spiess

BVM Racing

Lap	D	Time	Sector 1	Sector 2	Sector 3	T. Spd	Elapsed
1		2:16.520	41.937	59.180	35.403	240.5	2:16.520
2		2:12.994	39.237	58.212	35.545	247.7	4:29.514
3		2:14.436	39.589	59.154	35.693	242.1	6:43.950
4		2:14.259	39.379	59.375	35.505	246.5	8:58.209
5		2:13.965	39.388	59.296	35.281	244.3	11:12.174
6		2:13.349	39.048	58.919	35.382	250.0	13:25.523
7		2:14.049	39.434	59.047	35.568	246.5	15:39.572
8		2:14.225	39.607	58.927	35.691	244.8	17:53.797
9		2:14.354	39.720	58.997	35.637	243.2	20:08.151
10		2:14.471	39.859	58.996	35.616	242.6	22:22.622
11		2:14.796	39.734	59.227	35.835	244.3	24:37.418
12		2:14.583	39.560	59.088	35.935	243.2	26:52.001
13		2:16.298	39.669	1:00.979	35.650	242.1	29:08.299





Spa Francorchamps
Euroformula Open
Race - 1



Analysis by Lap

Num	Lap Time	Gap
-----	----------	-----

Lap 1

73	2:16.060	
84	2:16.520	00.460
19	2:17.019	00.959
23	2:17.656	01.596
26	2:18.577	02.517
10	2:19.289	03.229
21	2:19.797	03.737
39	2:20.269	04.209
212	2:20.712	04.652
7	2:23.339	07.279

Num	Lap Time	Gap
-----	----------	-----

Lap 2

84	2:12.994	
73	2:13.771	00.317
19	2:13.189	00.694
23	2:13.258	01.400
26	2:14.232	03.295
10	2:14.646	04.421
21	2:14.426	04.709
39	2:14.241	04.996
212	2:15.281	06.479
7	2:17.787	11.612

Num	Lap Time	Gap
-----	----------	-----

Lap 3

73	2:13.250	
84	2:14.436	00.869
19	2:13.838	00.965
23	2:13.833	01.666
26	2:14.082	03.810
21	2:13.215	04.357
10	2:14.307	05.161
39	2:14.317	05.746
212	2:15.864	08.776
7	2:17.564	15.609

Num	Lap Time	Gap
-----	----------	-----

Lap 4

73	2:13.071	
19	2:12.891	00.785
84	2:14.259	02.057
23	2:13.876	02.471
26	2:14.157	04.896
21	2:13.987	05.273
10	2:13.749	05.839
39	2:14.481	07.156
212	2:15.907	11.612
7	2:16.621	19.159

Num	Lap Time	Gap
-----	----------	-----

Lap 5

73	2:12.805	
19	2:12.581	00.561
23	2:12.630	02.296
84	2:13.965	03.217
21	2:13.780	06.248
26	2:14.909	07.000
10	2:14.404	07.438

Num	Lap Time	Gap
-----	----------	-----

Lap 6

39	2:13.950	08.301
212	2:16.022	14.829
7	2:15.971	22.325

Num	Lap Time	Gap
-----	----------	-----

Lap 7

19	2:12.507	
73	2:13.883	00.815
23	2:13.029	02.257
84	2:13.349	03.498
21	2:13.842	07.022
26	2:13.962	07.894
10	2:14.034	08.404
39	2:13.873	09.106
212	2:15.912	17.673
7	2:16.602	25.859

Num	Lap Time	Gap
-----	----------	-----

Lap 8

19	2:13.078	
73	2:13.271	01.008
23	2:13.316	02.495
84	2:14.049	04.469
21	2:13.973	07.917
10	2:14.870	10.196
26	2:15.840	10.656
39	2:15.238	11.266
212	2:16.383	20.978
7	2:32.090	44.871

Num	Lap Time	Gap
-----	----------	-----

Lap 9

19	2:13.132	
73	2:13.218	01.094
23	2:13.090	02.453
84	2:14.225	05.562
21	2:14.029	08.814
10	2:15.024	12.088
26	2:15.375	12.899
39	2:15.116	13.250
212	2:16.441	24.287
7	2:16.909	48.648

Num	Lap Time	Gap
-----	----------	-----

Lap 10

19	2:13.120	
73	2:13.173	01.147
23	2:12.950	02.283
84	2:14.354	06.796
21	2:14.000	09.694
10	2:14.584	13.552
26	2:14.330	14.109
39	2:15.187	15.317
212	2:16.843	28.010
7	2:16.256	51.784

Num	Lap Time	Gap
-----	----------	-----

Lap 11

23	2:13.333	02.316
84	2:14.471	07.967
21	2:13.924	10.318
10	2:14.527	14.779
26	2:14.554	15.363
39	2:15.212	17.229
212	2:17.262	31.972
7	2:16.964	55.448

Num	Lap Time	Gap
-----	----------	-----

Lap 12

19	2:13.564	
73	2:13.292	00.857
23	2:13.408	02.160
84	2:14.796	09.199
21	2:13.794	10.548
26	2:14.960	16.759
10	2:16.073	17.288
39	2:15.237	18.902
212	2:17.411	35.819
7	2:17.291	59.175

Num	Lap Time	Gap
-----	----------	-----

Lap 13

19	2:13.447	
73	2:13.471	00.881
23	2:13.538	02.251
84	2:14.583	10.335
21	2:13.658	10.759
10	2:15.390	19.231
26	2:16.286	19.598
39	2:15.687	21.142
212	2:23.606	45.978
7	2:16.773	1:02.501

Num	Lap Time	Gap
-----	----------	-----

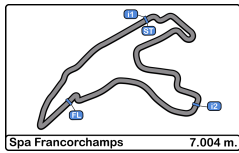
Lap 13

19	2:13.457	
73	2:13.705	01.129
23	2:13.555	02.349
21	2:15.008	12.310
84	2:16.298	13.176
10	2:14.869	20.643
26	2:15.060	21.201
39	2:14.867	22.552
212	2:30.642	1:03.163
7	2:16.494	1:05.538



CIRCUIT DE SPA
FRANCORCHAMPS





Spa Francorchamps
Euroformula Open
Race - 1
Best Sectors Results

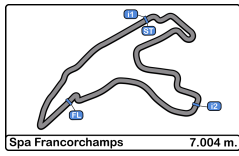


Sector - 1			Sector - 2			Sector - 3			Ideal Lap vs Best Lap						
Clas	Nº	Driver	Time	Nº	Driver	Time	Nº	Driver	Time	Clas	Nº	Driver	Ideal Lap	Best Lap	Clas
1	10	Juju Noda	38.820	73	Cian Shields	57.854	10	Juju Noda	34.950	1	19	Noel Leon	2:12.233	2:12.507	1
2	21	Josh Mason	38.864	19	Noel Leon	57.958	21	Josh Mason	35.149	2	73	Cian Shields	2:12.330	2:12.805	3
3	23	Bryce Aron	38.939	84	Francesco Simonazzi	58.212	19	Noel Leon	35.152	3	23	Bryce Aron	2:12.454	2:12.630	2
4	84	Francesco Simonazzi	39.048	23	Bryce Aron	58.305	23	Bryce Aron	35.210	4	84	Francesco Simonazzi	2:12.541	2:12.994	4
5	26	Jakob Bergmeister	39.114	21	Josh Mason	58.716	26	Jakob Bergmeister	35.272	5	21	Josh Mason	2:12.729	2:13.215	5
6	19	Noel Leon	39.123	10	Juju Noda	59.050	39	Gerrard Xie	35.279	6	10	Juju Noda	2:12.820	2:13.749	6
7	39	Gerrard Xie	39.127	26	Jakob Bergmeister	59.130	73	Cian Shields	35.280	7	26	Jakob Bergmeister	2:13.516	2:13.962	8
8	73	Cian Shields	39.196	39	Gerrard Xie	59.347	84	Francesco Simonazzi	35.281	8	39	Gerrard Xie	2:13.753	2:13.873	7
9	7	Vladimir Netusil	39.853	7	Vladimir Netusil	1:00.227	7	Vladimir Netusil	35.891	9	7	Vladimir Netusil	2:15.971	2:15.971	10
10	21	Paolo Brajnik	Transpo	212	Paolo Brajnik	Transpo	212	Paolo Brajnik	2:20.712	10	212	Paolo Brajnik	Transpo	2:15.281	9



CIRCUIT DE SPA
FRANCORCHAMPS





Spa Francorchamps
Euroformula Open
Race - 1
Leader Sequence

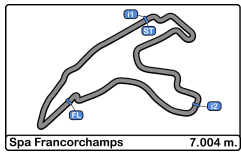


N°	Driver	Nat	Cat	Clas	Team	Nat	Vehicle	Start Lap	End Lap	Laps	Total Laps
73	Cian Shields		GBR		Team Motopark		Dallara F320 Spiess	1	1	1	1
84	Francesco Simonazzi		ITA		BVM Racing		Dallara F320 Spiess	2	2	1	1
73	Cian Shields		GBR		Team Motopark		Dallara F320 Spiess	3	5	3	4
19	Noel Leon		MEX		Team Motopark		Dallara F320 Spiess	6	13	8	8



CIRCUIT DE SPA
FRANCORCHAMPS





Spa Francorchamps
Euroformula Open
Race - 1
Best 5 Lap Times

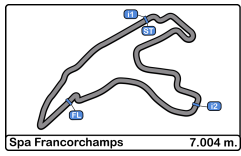


Cls	N°	Driver	Nat	Cat	Cls	Team	Nat	Vehicle	Best 1		Best 2		Best 3		Best 4		Best 5	
									Time	Lap	Time	Lap	Time	Lap	Time	Lap	Time	Lap
1	19	Noel Leon	MEX			Team Motopark	DEU	Dallara F320 Spiess	2:12.507	6	2:12.581	5	2:12.891	4	2:13.078	7	2:13.120	9
2	23	Bryce Aron	USA			Team Motopark	DEU	Dallara F320 Spiess	2:12.630	5	2:12.950	9	2:13.029	6	2:13.090	8	2:13.258	2
3	73	Cian Shields	GBR			Team Motopark	DEU	Dallara F320 Spiess	2:12.805	5	2:13.071	4	2:13.173	9	2:13.218	8	2:13.250	3
4	84	Francesco	ITA			BVM Racing	ITA	Dallara F320 Spiess	2:12.994	2	2:13.349	6	2:13.965	5	2:14.049	7	2:14.225	8
5	21	Josh Mason	GBR			CryptoTower Racing	JPN	Dallara F320 Spiess	2:13.215	3	2:13.658	12	2:13.780	5	2:13.794	11	2:13.842	6
6	10	Juju Noda	JPN	R	1	Noda Racing	JPN	Dallara F320 Spiess	2:13.749	4	2:14.034	6	2:14.307	3	2:14.404	5	2:14.527	10
7	39	Gerrard Xie	HKG	R	2	CryptoTower Racing	JPN	Dallara F320 Spiess	2:13.873	6	2:13.950	5	2:14.241	2	2:14.317	3	2:14.481	4
8	26	Jakob Bergmeister	DEU	R	3	Team Motopark	DEU	Dallara F320 Spiess	2:13.962	6	2:14.082	3	2:14.157	4	2:14.232	2	2:14.330	9
9	212	Paolo Brajnik	SRB	GC	1	NV Racing	SRB	Dallara F320 Spiess	2:15.281	2	2:15.864	3	2:15.907	4	2:15.912	6	2:16.022	5
10	7	Vladimir Netusil	CZE	GC	2	Effective Racing	CZE	Dallara F320 HWA	2:15.971	5	2:16.256	9	2:16.494	13	2:16.602	6	2:16.621	4



CIRCUIT DE SPA
FRANCORCHAMPS





Spa Francorchamps
Euroformula Open
Race - 1
Best 5 Top Speeds

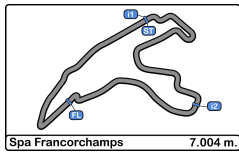


Clas	Nº	Driver	Nat	Cat	Cls	Team	Nat	Vehicle	Top 1		Top 2		Top 3		Top 4		Top 5		Avg
									Km/h	Lap	Km/h	Lap	Km/h	Lap	Km/h	Lap	Km/h	Lap	
1	21	Josh Mason				CryptoTower Racing Team		Dallara F320 Spiess	255.3	4	252.9	2	252.9	3	250.0	13	248.8	12	252.0
2	10	Juju Noda		R	1	Noda Racing		Dallara F320 Spiess	252.3	6	251.7	5	251.1	2	250.0	4	247.7	1	250.5
3	23	Bryce Aron				Team Motopark		Dallara F320 Spiess	252.3	4	250.0	2	250.0	3	250.0	5	247.7	10	250.0
4	39	Gerrard Xie		R	2	CryptoTower Racing Team		Dallara F320 Spiess	252.3	2	251.1	3	250.5	8	250.5	9	249.4	1	250.8
5	26	Jakob Bergmeister		R	3	Team Motopark		Dallara F320 Spiess	251.1	10	249.4	6	248.2	2	247.7	3	247.7	8	248.8
6	19	Noel Leon				Team Motopark		Dallara F320 Spiess	250.5	3	248.2	4	247.7	2	247.1	5	242.1	7	247.1
7	84	Francesco Simonazzi				BVM Racing		Dallara F320 Spiess	250.0	6	247.7	2	246.5	4	246.5	7	244.8	8	247.1
8	7	Vladimir Netusil		GC	1	Effective Racing		Dallara F320 HWA	248.8	1	244.3	2	244.3	13	243.7	3	243.2	5	244.9
9	73	Cian Shields				Team Motopark		Dallara F320 Spiess	247.7	12	247.1	7	247.1	13	246.5	8	246.5	9	247.0



CIRCUIT DE SPA
FRANCORCHAMPS





Spa Francorchamps
Euroformula Open
Race - 1
Fastest Laps Sequence

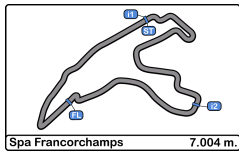


Lap	Time of Day	Session Time	Nº Driver	Nat	Cat	Team	Nat	Vehicle	Time	Km/h
2	16:41:38.684	4:29.684	84 Francesco Simonazzi		ITA	BVM Racing		Dallara F320 Spiess	2:12.994	189.5
4	16:46:06.107	8:57.107	19 Noel Leon		MEX	Team Motopark		Dallara F320 Spiess	2:12.891	189.7
5	16:48:18.127	11:09.127	73 Cian Shields		GBR	Team Motopark		Dallara F320 Spiess	2:12.805	189.8
5	16:48:18.688	11:09.688	19 Noel Leon		MEX	Team Motopark		Dallara F320 Spiess	2:12.581	190.1
6	16:50:31.195	13:22.195	19 Noel Leon		MEX	Team Motopark		Dallara F320 Spiess	2:12.507	190.2



CIRCUIT DE SPA
FRANCORCHAMPS





Spa Francorchamps

Euroformula Open

Race - 1

Event Best Maximum Speed

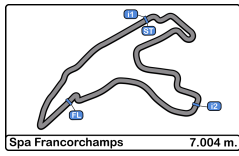


N°	Driver	Nat	Cat	Clas	Team	Nat	Vehicle	Km/h	Session
21	Josh Mason		GBR		CryptoTower Racing Team		Dallara F320 Spiess	255.3	Race - 1
73	Cian Shields		GBR		Team Motopark		Dallara F320 Spiess	252.9	Qualifying
10	Juju Noda		JPN	R 1	Noda Racing		Dallara F320 Spiess	252.3	Free Practice - 1
39	Gerrard Xie		HKG	R 2	CryptoTower Racing Team		Dallara F320 Spiess	252.3	Race - 1
23	Bryce Aron		USA		Team Motopark		Dallara F320 Spiess	252.3	Race - 1
26	Jakob Bergmeister		DEU	R 3	Team Motopark		Dallara F320 Spiess	251.1	Race - 1
19	Noel Leon		MEX		Team Motopark		Dallara F320 Spiess	250.5	Race - 1
84	Francesco Simonazzi		ITA		BVM Racing		Dallara F320 Spiess	250.0	Race - 1
7	Vladimir Netusil		CZE	GC 1	Effective Racing		Dallara F320 HWA	248.8	Race - 1
212	Paolo Brajnik		SRB	GC 2	NV Racing		Dallara F320 Spiess	244.8	Free Practice - 2



CIRCUIT DE SPA
FRANCORCHAMPS





Spa Francorchamps
Euroformula Open
Race - 1
Lap Chart



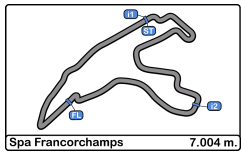
LAP

Nr	Pos	Grid	1	2	3	4	5	6	7	8	9	10	11	12	13
19	1	19	73	84	73	73	73	19	19	19	19	19	19	19	19
73	2	73	84	73	84	19	19	73	73	73	73	73	73	73	73
84	3	84	19	19	19	84	23	23	23	23	23	23	23	23	23
21	4	21	23	23	23	23	84	84	84	84	84	84	84	84	21
23	5	23	26	26	26	26	21	21	21	21	21	21	21	21	84
39	6	39	10	10	21	21	26	26	10	10	10	10	26	10	10
26	7	26	21	21	10	10	10	10	26	26	26	26	10	26	26
10	8	10	39	39	39	39	39	39	39	39	39	39	39	39	39
212	9	212	212	212	212	212	212	212	212	212	212	212	212	212	212
7	10	7	7	7	7	7	7	7	7	7	7	7	7	7	7



CIRCUIT DE SPA
FRANCORCHAMPS

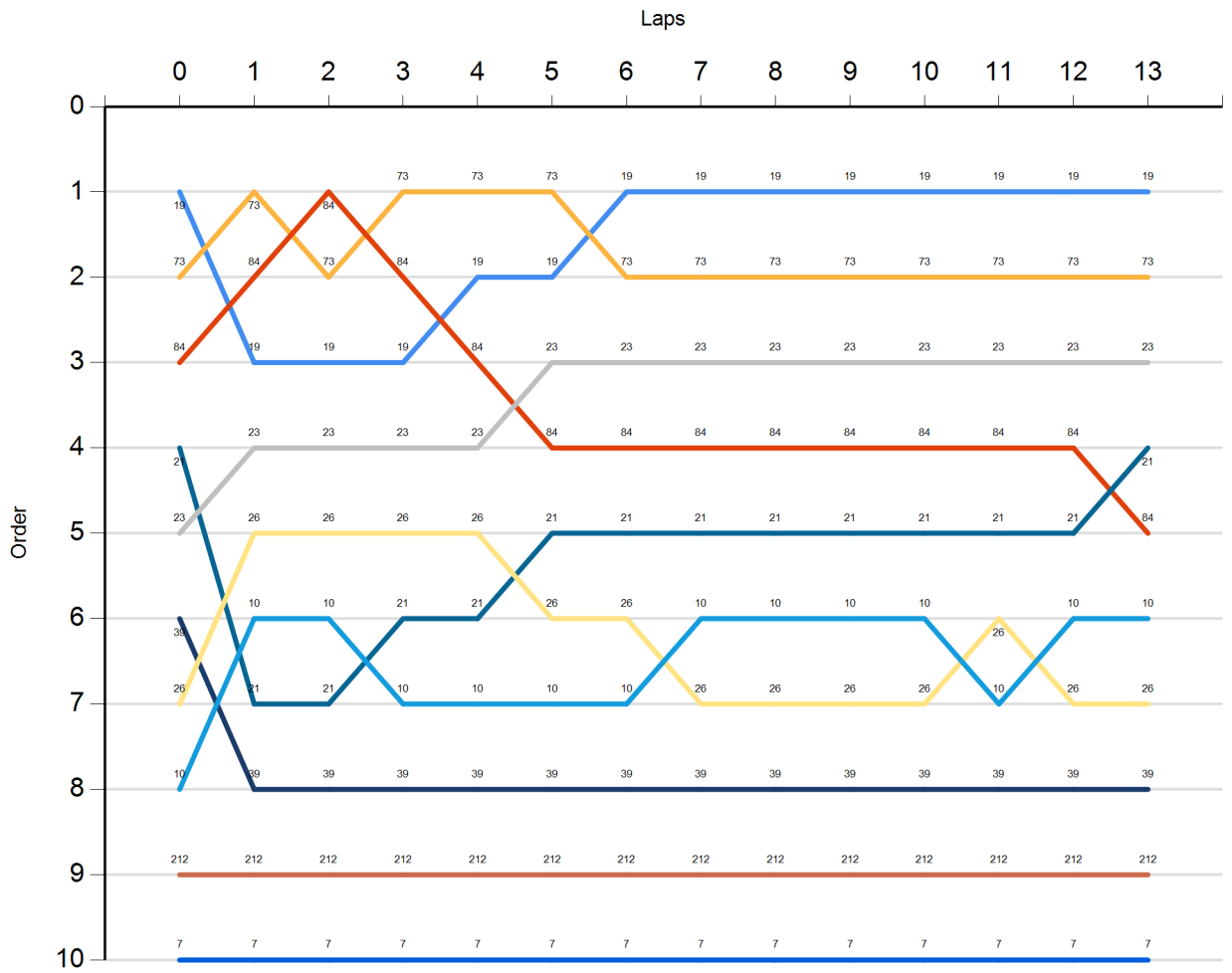




Spa Francorchamps
Euroformula Open
Race - 1
Graphic Lap Chart

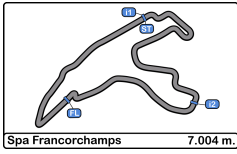


- 19
- 73
- 84
- 21
- 23
- 39
- 26
- 10
- 212
- 7



CIRCUIT DE SPA
FRANCORCHAMPS





Spa Francorchamps
Euroformula Open
Race - 1
Pit Stop Analysis

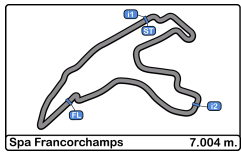


<u>Or</u> <u>d.</u>	<u>Nr.</u>	<u>In Day</u>	<u>Time</u>	<u>Driver</u>	<u>Nat</u>	<u>Cat</u>	<u>Team</u>	<u>Nat</u>	<u>Vehicle</u>	<u>In Time</u>	<u>Stop N°</u>	<u>Pit Time</u>	<u>Handicap</u>	<u>Dif.</u>
------------------------	------------	---------------	-------------	---------------	------------	------------	-------------	------------	----------------	----------------	----------------	-----------------	-----------------	-------------



CIRCUIT DE SPA
FRANCORCHAMPS

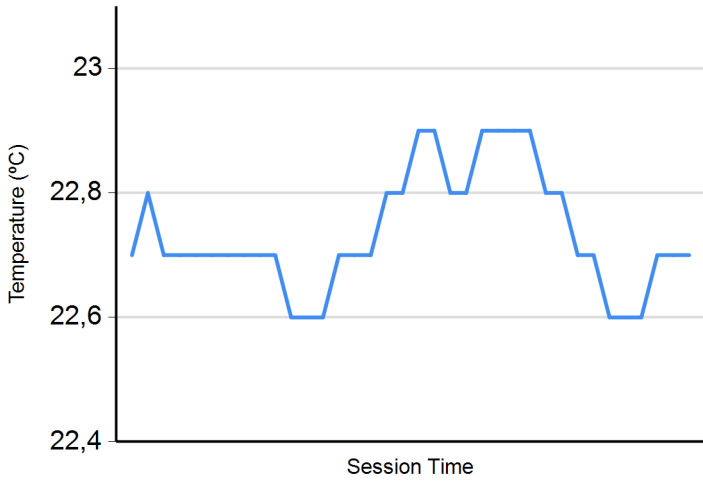




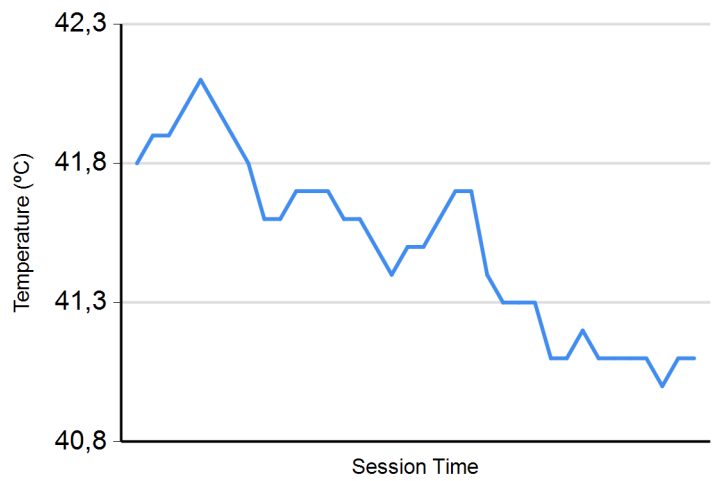
Spa Francorchamps
Euroformula Open
Race - 1
Weather Report



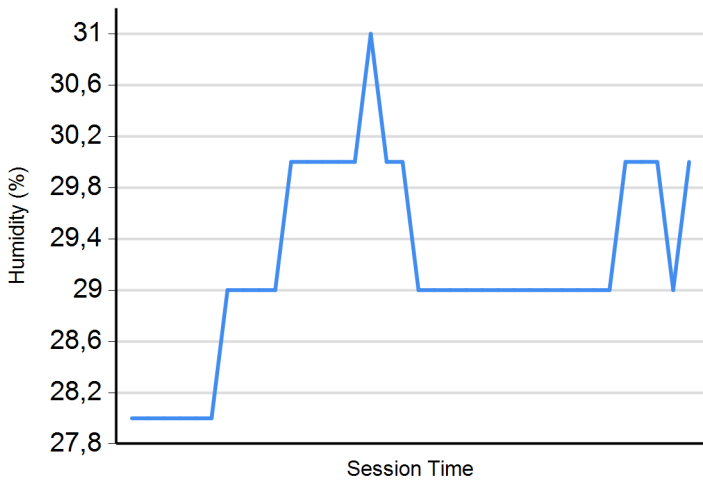
Air Temperature



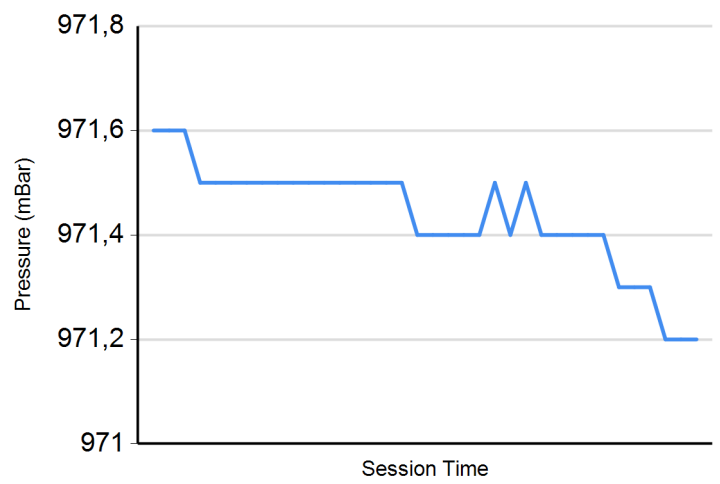
Track Temperature



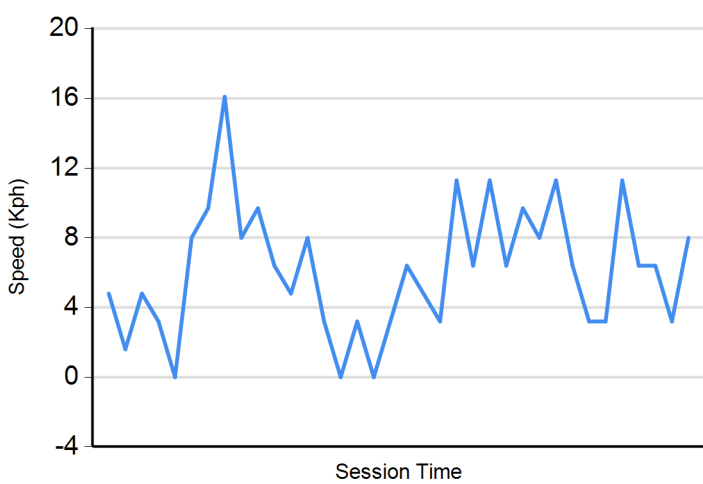
Humidity



Pressure



Wind Speed



Wind direction

North = 0°/360° Est = 90° South = 180° West = 270°

