

**Hungaroring**  
**Euroformula Open**  
**Free Practice - 1**  
**Provisional Results**



Clas	Nº	Driver	Nat	Cat	Clas	Team	Nat	Vehicle	Laps	Best	Time	Gap	Interval	Km/h
1	23	Bryce Aron	USA			Team Motopark	DEU	Dallara F320 Spiess	17	11	1:36.291			163.7
2	84	Francesco Simonazzi	ITA			BVM Racing	ITA	Dallara F320 Spiess	17	15	1:36.619	0.328	0.328	163.2
3	20	Benjamin Berta	HUN			CryptoTower Racing Team	JPN	Dallara F320 Spiess	18	13	1:36.682	0.391	0.063	163.1
4	19	Noel Leon	MEX			Team Motopark	DEU	Dallara F320 Spiess	17	12	1:36.690	0.399	0.008	163.1
5	10	Juju Noda	JPN	R	1	Noda Racing	JPN	Dallara F320 Spiess	13	10	1:36.973	0.682	0.283	162.6
6	73	Cian Shields	GBR			Team Motopark	DEU	Dallara F320 Spiess	16	12	1:37.024	0.733	0.051	162.5
7	26	Jakob Bergmeister	DEU	R	2	Team Motopark	DEU	Dallara F320 Spiess	17	13	1:37.062	0.771	0.038	162.4
8	21	Josh Mason	GBR			CryptoTower Racing Team	JPN	Dallara F320 Spiess	11	10	1:37.299	1.008	0.237	162.0
9	7	Vladimir Netusil	CZE	GC	1	Effective Racing	CZE	Dallara F320 HWA	13	12	1:38.613	2.322	1.314	159.9
10	212	Paolo Brajnik	SRB	GC	2	NV Racing	SRB	Dallara F320 Spiess	1	1	11:30:26.761	11:28:50.	11:28:48.	00.0

**\* PENALTIES**

- CAR 73 TIME 1:47.036 DELETED TRACK LIMITS AT T 4
- CAR 21 TIME 1:37.650 DELETED TRACK LIMITS AT T 11
- CAR 73 TIME 1:42.716 DELETED TRACK LIMITS AT T 4
- CAR 73 TIME 1:37.088 DELETED TRACK LIMITS AT T 11
- CAR 20 TIME 1:37.323 DELETED TRACK LIMITS AT T 4
- CAR 73 TIME 1:36.972 DELETED TRACK LIMITS AT T 4
- CAR 73 TIME 1:36.972 DELETED TRACK LIMITS AT T 4 + BEST LAP DELETED
- CAR 73 TIME 1:36.972 DELETED TRACK LIMITS AT T 4 AND T 11+ BEST LAP DELETED
- CAR 23 TIME 1:36.802 DELETED TRACK LIMITS AT T 11
- CAR 26 TIME 1:37.087 DELETED TRACK LIMITS AT T 11
- CAR 21 TIME 1:50.587 DELETED TRACK LIMITS AT T 4
- CAR 19 TIME 1:36.802 DELETED TRACK LIMITS AT T 11
- CAR 84 TIME 1:36.464 DELETED TRACK LIMITS AT T 11
- CAR 73 TIME 1:37.138 DELETED TRACK LIMITS AT T 11
- CAR 19 TIME 1:36.775 DELETED TRACK LIMITS AT T 11
- CAR 21 TIME 1:41.764 DELETED TRACK LIMITS AT T 11
- CAR 20 TIME 1:37.848 DELETED TRACK LIMITS AT T 4
- CAR 84 TIME 1:36.230 DELETED TRACK LIMITS AT T 4

Published at:.....

Track Temp: **31.6 °C** Air Temp: **21.7 °C** Humidity: **50 %** Track Status: **DRY**

**Race Director:**

Neus Santamaría Sanromà

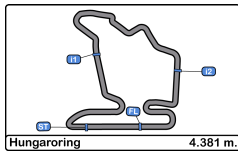
DPB-0819-ESP/CAT

**Timekeeper:**

Luis Garcia

JOB-1605-ESP/M





**Hungaroring**  
**Euroformula Open**  
**Free Practice - 1**  
**Provisional Results by Category**



Rookie														
Clas	Nº	Driver	Nat	Cat	Clas	Team	Nat	Vehicle	Laps	Best	Time	Gap	Interval	Km/h
1	10	Juju Noda		R	1	Noda Racing		Dallara F320 Spiess	13	10	1:36.973			162.6
2	26	Jakob Bergmeister		R	2	Team Motopark		Dallara F320 Spiess	17	13	1:37.062	0.089	0.089	162.4

GC														
Clas	Nº	Driver	Nat	Cat	Clas	Team	Nat	Vehicle	Laps	Best	Time	Gap	Interval	Km/h
1	7	Vladimir Netusil		GC	1	Effective Racing		Dallara F320 HWA	13	12	1:38.613			159.9
2	212	Paolo Brajnik		GC	2	NV Racing		Dallara F320 Spiess	1	1	11:30:26.761	11:28:48.	11:28:48.	00.0

Clas	Nº	Driver	Nat	Cat	Clas	Team	Nat	Vehicle	Laps	Best	Time	Gap	Interval	Km/h
1	23	Bryce Aron				Team Motopark		Dallara F320 Spiess	17	11	1:36.291			163.7
2	84	Francesco Simonazzi				BVM Racing		Dallara F320 Spiess	17	15	1:36.619	0.328	0.328	163.2
3	20	Benjamin Berta				CryptoTower Racing Team		Dallara F320 Spiess	18	13	1:36.682	0.391	0.063	163.1
4	19	Noel Leon				Team Motopark		Dallara F320 Spiess	17	12	1:36.690	0.399	0.008	163.1
5	73	Cian Shields				Team Motopark		Dallara F320 Spiess	16	12	1:37.024	0.733	0.334	162.5
6	21	Josh Mason				CryptoTower Racing Team		Dallara F320 Spiess	11	10	1:37.299	1.008	0.275	162.0

**\* PENALTIES**

- CAR 73 TIME 1:47.036 DELETED TRACK LIMITS AT T 4
- CAR 21 TIME 1:37.650 DELETED TRACK LIMITS AT T 11
- CAR 73 TIME 1:42.716 DELETED TRACK LIMITS AT T 4
- CAR 73 TIME 1:37.088 DELETED TRACK LIMITS AT T 11
- CAR 20 TIME 1:37.323 DELETED TRACK LIMITS AT T 4
- CAR 73 TIME 1:36.972 DELETED TRACK LIMITS AT T 4
- CAR 73 TIME 1:36.972 DELETED TRACK LIMITS AT T 4 + BEST LAP DELETED
- CAR 73 TIME 1:36.972 DELETED TRACK LIMITS AT T 4 AND T 11+ BEST LAP DELETED
- CAR 23 TIME 1:36.802 DELETED TRACK LIMITS AT T 11
- CAR 26 TIME 1:37.087 DELETED TRACK LIMITS AT T 11
- CAR 21 TIME 1:50.587 DELETED TRACK LIMITS AT T 4
- CAR 19 TIME 1:36.802 DELETED TRACK LIMITS AT T 11
- CAR 84 TIME 1:36.464 DELETED TRACK LIMITS AT T 11
- CAR 73 TIME 1:37.138 DELETED TRACK LIMITS AT T 11
- CAR 19 TIME 1:36.775 DELETED TRACK LIMITS AT T 11
- CAR 21 TIME 1:41.764 DELETED TRACK LIMITS AT T 11
- CAR 20 TIME 1:37.848 DELETED TRACK LIMITS AT T 4
- CAR 84 TIME 1:36.230 DELETED TRACK LIMITS AT T 4

Published at:.....

Track Temp: 31.6 °C Air Temp: 21.7 °C Humidity: 50 % Track Status: DRY

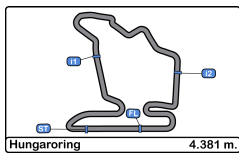
**Race Director:**

Neus Santamaría Sanromà  
 DPB-0819-ESP/CAT

**Timekeeper:**

Luis Garcia  
 JOB-1605-ESP/M





**Hungaroring**  
**Euroformula Open**  
**Free Practice - 1**  
**Lap Analysis**



**7** Vladimir Netusil Dallara F320 HWA **20** Benjamin Berta Dallara F320 Spiess

GC						Effective Racing						CryptoTower Racing Team			
Lap	D	Time	Sector 1	Sector 2	Sector 3	T. Spd	Elapsed	Lap	D	Time	Sector 1	Sector 2	Sector 3	T. Spd	Elapsed
1		11:15:03.982	11:13:56.095	39.071	28.816		11:15:03.982	1		11:15:21.397 P	11:14:07.584	38.574	35.239		11:15:21.397
2		1:41.273	37.525	36.090	27.658	214.2	11:16:45.255	2		4:52.193 P	3:39.893	38.614	33.686		11:20:13.590
3		1:40.581	36.921	35.883	27.777	216.0	11:18:25.836	3		2:23.135	1:21.072	34.987	27.076		11:22:36.725
4		1:40.039	36.598	35.708	27.733	218.6	11:20:05.875	4		1:37.922	36.238	34.750	26.934	217.7	11:24:14.647
5		1:39.973	36.909	35.326	27.738	219.9	11:21:45.848	5		1:37.148	36.109	34.121	26.918	217.3	11:25:51.795
6		1:39.924	36.913	35.371	27.640	218.6	11:23:25.772	6		1:36.831	35.998	34.031	26.802	218.6	11:27:28.626
7		1:44.738 P	36.635	35.252	32.851	217.3	11:25:10.510	7		1:36.896	35.946	34.059	26.891	219.0	11:29:05.522
8		6:52.980	5:49.429	36.085	27.466		11:32:03.490	8		1:37.136	36.028	34.092	27.016	218.1	11:30:42.658
9		1:45.123 P	36.987	35.299	32.837	217.3	11:33:48.613	9		1:36.890	36.058	33.976	26.856	217.3	11:32:19.548
10		8:15.229	7:08.710	37.806	28.713		11:42:03.842	10		1:36.963	35.997	34.054	26.912	218.6	11:33:56.511
11		1:40.564	36.700	36.492	27.372	216.4	11:43:44.406	11		1:36.854	35.961	34.082	26.811	219.0	11:35:33.365
12		1:38.613	36.471	34.967	27.175	216.0	11:45:23.019	12		1:37.323	36.054	34.240	27.029	219.0	11:37:10.688
13		2:00.699 P	40.581	38.264	41.854	217.7	11:47:23.718	13		1:36.682	35.873	34.073	26.736	219.9	11:38:47.370

**10** Juju Noda Dallara F320 Spiess

Rookie						Noda Racing									
Lap	D	Time	Sector 1	Sector 2	Sector 3	T. Spd	Elapsed	Lap	D	Time	Sector 1	Sector 2	Sector 3	T. Spd	Elapsed
1		11:15:02.173	11:13:54.661	39.200	28.312		11:15:02.173	14		1:37.369	35.857	34.425	27.087	220.4	11:40:24.739
2		1:41.100	37.334	36.195	27.571	215.5	11:16:43.273	15		1:37.848	36.204	34.402	27.242	218.1	11:42:02.587
3		1:38.406	36.499	34.887	27.020	215.5	11:18:21.679	16		1:37.141	35.966	34.193	26.982	218.1	11:43:39.728
4		1:43.189	36.277	35.959	30.953	216.4	11:20:04.868	17		1:37.579	35.878	34.389	27.312	218.6	11:45:17.307
5		1:38.216	36.337	34.918	26.961	216.4	11:21:43.084	18		2:02.224 P	41.976	41.036	39.212	219.5	11:47:19.531

**21** Josh Mason Dallara F320 Spiess

CryptoTower Racing Team						CryptoTower Racing Team									
Lap	D	Time	Sector 1	Sector 2	Sector 3	T. Spd	Elapsed	Lap	D	Time	Sector 1	Sector 2	Sector 3	T. Spd	Elapsed
1		11:15:19.088 P	11:14:06.115	38.617	34.356		11:15:19.088	1		11:15:19.088 P	11:14:06.115	38.617	34.356		11:15:19.088
2		4:39.790	3:35.980	36.253	27.557		11:19:58.878	2		4:39.790	3:35.980	36.253	27.557		11:19:58.878
3		1:38.378	36.650	34.868	26.860	214.2	11:21:37.256	3		1:38.378	36.650	34.868	26.860	214.2	11:21:37.256
4		1:37.650	36.261	34.337	27.052	216.0	11:23:14.906	4		1:37.650	36.261	34.337	27.052	216.0	11:23:14.906
5		1:42.076 P	36.259	34.400	31.417	216.4	11:24:56.982	5		1:42.076 P	36.259	34.400	31.417	216.4	11:24:56.982
6		10:45.317	9:27.285	45.132	32.900		11:35:42.299	6		10:45.317	9:27.285	45.132	32.900		11:35:42.299
7		1:50.731	41.340	40.927	28.464	201.1	11:37:33.030	7		1:50.731	41.340	40.927	28.464	201.1	11:37:33.030
8		4:50.587	36.314	43.616	30.657	216.4	11:39:23.617	8		4:50.587	36.314	43.616	30.657	216.4	11:39:23.617
9		1:37.591	36.354	34.501	26.736	215.5	11:41:01.208	9		1:37.591	36.354	34.501	26.736	215.5	11:41:01.208
10		1:37.299	36.293	34.199	26.807	216.8	11:42:38.507	10		1:37.299	36.293	34.199	26.807	216.8	11:42:38.507
11		4:41.764 P	36.163	34.197	31.404	217.3	11:44:20.271	11		4:41.764 P	36.163	34.197	31.404	217.3	11:44:20.271

**23** Bryce Aron Dallara F320 Spiess

Team Motopark						Team Motopark									
Lap	D	Time	Sector 1	Sector 2	Sector 3	T. Spd	Elapsed	Lap	D	Time	Sector 1	Sector 2	Sector 3	T. Spd	Elapsed
1		11:15:22.902 P	11:14:09.050	38.756	35.096		11:15:22.902	1		11:15:16.170 P	11:14:02.293	38.880	34.997		11:15:16.170
2		4:42.323 P	3:27.964	37.509	36.850		11:20:05.225	2		4:54.192 P	3:39.635	36.471	38.086		11:20:10.362
3		2:07.938	1:05.749	35.258	26.931		11:22:13.163	3		2:23.490	1:14.477	40.154	28.859		11:22:33.852
4		1:37.351	36.325	34.351	26.675	216.8	11:23:50.514	4		1:48.022 P	36.860	36.750	34.412	214.7	11:24:21.874
5		1:36.976	36.169	34.017	26.790	216.4	11:25:27.490	5		2:06.011	1:04.734	34.441	26.836		11:26:27.885
6		1:36.926	36.123	34.116	26.687	218.1	11:27:04.416	6		1:36.908	35.978	34.080	26.850	218.1	11:28:04.793
7		1:37.394	36.037	34.307	27.050	219.5	11:28:41.810	7		1:36.660	35.901	34.006	26.753	217.7	11:29:41.453
8		1:40.407	38.517	34.877	27.013	218.1	11:30:22.217	8		1:36.604	35.870	33.972	26.762	218.1	11:31:18.057
9		1:37.222	36.181	34.216	26.825	216.8	11:31:59.439	9		1:36.810	36.006	33.977	26.827	217.7	11:32:54.867
10		1:36.885	36.054	33.995	26.836	217.7	11:33:36.324	10		1:36.681	35.902	34.009	26.770	218.1	11:34:31.548
11		1:36.964	36.144	34.057	26.763	218.1	11:35:13.288	11		1:36.291	35.883	33.761	26.647	219.5	11:36:07.839
12		1:36.690	36.028	33.871	26.791	218.1	11:36:49.978	12		4:36.802	35.777	33.971	27.054	219.5	11:37:44.641
13		1:37.649	35.925	34.548	27.176	219.5	11:38:27.627	13		1:37.019	36.022	34.145	26.852	219.5	11:39:21.660
14		1:37.051	36.009	34.232	26.810	219.0	11:40:04.678	14		1:37.041	35.900	34.272	26.869	218.6	11:40:58.701
15		4:36.802	35.967	34.067	26.768	218.1	11:41:41.480	15		1:36.744	35.888	34.001	26.855	217.7	11:42:35.445
16		4:36.775	36.052	33.970	26.753	217.7	11:43:18.255	16		1:36.765	35.950	34.074	26.741	217.7	11:44:12.210
17		1:42.941 P	36.010	34.160	32.771	216.8	11:45:01.196	17		1:46.095 P	36.085	34.080	35.930	217.7	11:45:58.305





**Hungaroring**  
**Euroformula Open**  
**Free Practice - 1**  
**Lap Analysis**



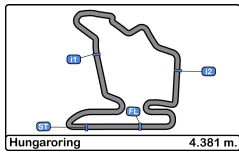
**26** Jakob Bergmeister Dallara F320 Spiess **84** Francesco Simonazzi Dallara F320 Spiess  
 Rookie Team Motopark BVM Racing

Lap	D	Time	Sector 1	Sector 2	Sector 3	T. Spd	Elapsed	Lap	D	Time	Sector 1	Sector 2	Sector 3	T. Spd	Elapsed
1		11:15:32.058 P	11:14:14.582	40.368	37.108		11:15:32.058	1		11:15:24.987	11:14:17.306	39.116	28.565		11:15:24.987
2		4:45.293	3:35.954	40.916	28.423		11:20:17.351	2		1:38.989	37.049	35.023	26.917	215.1	11:17:03.976
3		1:43.603	39.124	36.718	27.761	216.0	11:22:00.954	3		1:37.532	36.405	34.299	26.828	217.7	11:18:41.508
4		1:38.823	36.393	35.378	27.052	216.4	11:23:39.777	4		1:37.353	36.120	34.321	26.912	219.0	11:20:18.861
5		1:38.129	36.258	34.848	27.023	216.4	11:25:17.906	5		1:37.377	36.257	34.148	26.972	220.8	11:21:56.238
6		1:37.829	36.192	34.667	26.970	217.3	11:26:55.735	6		1:37.508	36.054	34.228	27.226	219.5	11:23:33.746
7		1:37.910	36.326	34.703	26.881	218.1	11:28:33.645	7		1:48.818	36.197	39.472	33.149	218.6	11:25:22.564
8		1:38.882	36.173	34.831	27.878	217.7	11:30:12.527	8		1:36.775	36.059	33.976	26.740	218.6	11:26:59.339
9		1:37.644	36.087	34.587	26.970	218.1	11:31:50.171	9		1:37.346	36.185	34.220	26.941	220.4	11:28:36.685
10		1:39.919	38.068	34.697	27.154	217.3	11:33:30.090	10		1:37.278	36.121	34.065	27.092	220.4	11:30:13.963
11		1:37.524	36.310	34.407	26.807	216.4	11:35:07.614	11		1:40.949 P	36.074	34.137	30.738	220.4	11:31:54.912
12		1:38.736	36.096	35.538	27.102	218.6	11:36:46.350	12		6:49.133	5:42.915	37.936	28.282		11:38:44.045
13		<b>1:37.062</b>	<b>36.021</b>	34.348	<b>26.693</b>	217.7	11:38:23.412	13		1:45.307	36.917	34.927	33.463	217.7	11:40:29.352
14		<del>1:37.087</del>	36.123	<b>34.148</b>	26.816	219.0	11:40:00.499	14		<del>1:36.464</del>	36.022	<b>33.829</b>	26.613	217.7	11:42:05.816
15		1:37.866	36.061	34.357	27.448	217.7	11:41:38.365	15		<b>1:36.619</b>	35.860	34.110	26.649	219.5	11:43:42.435
16		1:43.834	40.654	36.046	27.134	214.7	11:43:22.199	16		<del>1:36.230</del>	<b>35.835</b>	33.920	<b>26.475</b>	219.5	11:45:18.665
17		1:51.086 P	36.139	34.542	40.405	217.7	11:45:13.285	17		2:02.390 P	40.969	41.001	40.420	220.8	11:47:21.055

**73** Cian Shields Dallara F320 Spiess **212** Paolo Brajnik Dallara F320 Spiess  
 Team Motopark GC NV Racing

Lap	D	Time	Sector 1	Sector 2	Sector 3	T. Spd	Elapsed	Lap	D	Time	Sector 1	Sector 2	Sector 3	T. Spd	Elapsed
1		11:15:10.855 P	11:14:01.539	38.207	31.109		11:15:10.855	1		<b>11:30:26.761</b> P			<b>11:30:26.761</b>		11:30:26.761
2		5:04.484	3:59.934	36.918	27.632		11:20:15.339								
3		<del>1:47.036</del> P	36.567	38.647	31.822	216.8	11:22:02.375								
4		2:14.316	1:11.136	35.799	27.381		11:24:16.691								
5		1:46.816 P	36.147	37.314	33.355	217.3	11:26:03.507								
6		4:39.043	3:27.019	41.289	30.735		11:30:42.550								
7		<del>1:42.716</del>	39.047	36.366	27.303	186.2	11:32:25.266								
8		1:37.672	36.178	34.613	26.881	216.4	11:34:02.938								
9		<del>1:37.088</del>	35.992	34.120	26.976	219.0	11:35:40.026								
10		<del>1:36.972</del>	36.014	<b>34.051</b>	26.907	219.5	11:37:16.998								
11		1:37.338	35.960	34.495	26.883	220.4	11:38:54.336								
12		<b>1:37.024</b>	<b>35.896</b>	34.262	26.866	219.5	11:40:31.360								
13		<del>1:37.138</del>	36.047	34.206	26.885	219.5	11:42:08.498								
14		1:37.089	35.968	34.287	<b>26.834</b>	219.5	11:43:45.587								
15		1:38.089	36.193	34.710	27.186	219.9	11:45:23.676								
16		2:02.833 P	39.976	42.680	40.177	221.3	11:47:26.509								





**Hungaroring**  
**Euroformula Open**  
**Free Practice - 1**  
**Best Sectors Results**



Sector - 1			Sector - 2			Sector - 3			Ideal Lap vs Best Lap						
Clas	Nº	Driver	Time	Nº	Driver	Time	Nº	Driver	Time	Clas	Nº	Driver	Ideal Lap	Best Lap	Clas
1	23	Bryce Aron	35.777	23	Bryce Aron	33.761	84	Francesco Simonazzi	26.475	1	84	Francesco Simonazzi	1:36.139	1:36.619	2
2	84	Francesco Simonazzi	35.835	84	Francesco Simonazzi	33.829	10	Juju Noda	26.639	2	23	Bryce Aron	1:36.185	1:36.291	1
3	20	Benjamin Berta	35.857	19	Noel Leon	33.871	23	Bryce Aron	26.647	3	19	Noel Leon	1:36.471	1:36.690	4
4	10	Juju Noda	35.893	20	Benjamin Berta	33.976	19	Noel Leon	26.675	4	20	Benjamin Berta	1:36.569	1:36.682	3
5	73	Cian Shields	35.896	73	Cian Shields	34.051	26	Jakob Bergmeister	26.693	5	73	Cian Shields	1:36.781	1:37.024	6
6	19	Noel Leon	35.925	26	Jakob Bergmeister	34.148	20	Benjamin Berta	26.736	6	26	Jakob Bergmeister	1:36.862	1:37.062	7
7	26	Jakob Bergmeister	36.021	21	Josh Mason	34.197	21	Josh Mason	26.736	7	10	Juju Noda	1:36.920	1:36.973	5
8	21	Josh Mason	36.163	10	Juju Noda	34.388	73	Cian Shields	26.834	8	21	Josh Mason	1:37.096	1:37.299	8
9	7	Vladimir Netusil	36.471	7	Vladimir Netusil	34.967	7	Vladimir Netusil	27.175	9	7	Vladimir Netusil	1:38.613	1:38.613	9
10	21	Paolo Brajnik	Transpo	212	Paolo Brajnik	Transpo	212	Paolo Brajnik	Transpo	10	212	Paolo Brajnik	Transpo	Transpo	10





**Hungaroring**  
**Euroformula Open**  
**Free Practice - 1**  
**Best 5 Lap Times**



Cls	N°	Driver	Nat	Cat	Cls	Team	Nat	Vehicle	Best 1		Best 2		Best 3		Best 4		Best 5	
									Time	Lap	Time	Lap	Time	Lap	Time	Lap	Time	Lap
1	23	Bryce Aron	USA			Team Motopark	DEU	Dallara F320 Spiess	1:36.291	11	1:36.604	8	1:36.660	7	1:36.681	10	1:36.744	15
2	84	Francesco	ITA			BVM Racing	ITA	Dallara F320 Spiess	1:36.619	15	1:36.775	8	1:37.278	10	1:37.346	9	1:37.353	4
3	20	Benjamin Berta	HUN			CryptoTower Racing	JPN	Dallara F320 Spiess	1:36.682	13	1:36.831	6	1:36.854	11	1:36.890	9	1:36.896	7
4	19	Noel Leon	MEX			Team Motopark	DEU	Dallara F320 Spiess	1:36.690	12	1:36.885	10	1:36.926	6	1:36.964	11	1:36.976	5
5	10	Juju Noda	JPN	R	1	Noda Racing	JPN	Dallara F320 Spiess	1:36.973	10	1:37.564	13	1:37.789	9	1:38.216	5	1:38.406	3
6	73	Cian Shields	GBR			Team Motopark	DEU	Dallara F320 Spiess	1:37.024	12	1:37.089	14	1:37.338	11	1:37.672	8	1:38.089	15
7	26	Jakob Bergmeister	DEU	R	2	Team Motopark	DEU	Dallara F320 Spiess	1:37.062	13	1:37.524	11	1:37.644	9	1:37.829	6	1:37.866	15
8	21	Josh Mason	GBR			CryptoTower Racing	JPN	Dallara F320 Spiess	1:37.299	10	1:37.591	9	1:38.378	3	1:42.076	5	1:50.731	7
9	7	Vladimir Netusil	CZE	GC	1	Effective Racing	CZE	Dallara F320 HWA	1:38.613	12	1:39.924	6	1:39.973	5	1:40.039	4	1:40.564	11
10	212	Paolo Brajnik	SRB	GC	2	NV Racing	SRB	Dallara F320 Spiess										





**Hungaroring**  
**Euroformula Open**  
**Free Practice - 1**  
**Best 5 Top Speeds**



Clas	Nº	Driver	Nat	Cat	Cls	Team	Nat	Vehicle	Top 1		Top 2		Top 3		Top 4		Top 5		Avg
									Km/h	Lap	Km/h	Lap	Km/h	Lap	Km/h	Lap	Km/h	Lap	
1	73	Cian Shields				Team Motopark		Dallara F320 Spiess	221.3	16	220.4	11	219.9	15	219.5	10	219.5	12	220.1
2	84	Francesco Simonazzi				BVM Racing		Dallara F320 Spiess	220.8	5	220.8	17	220.4	9	220.4	10	220.4	11	220.5
3	20	Benjamin Berta				CryptoTower Racing Team		Dallara F320 Spiess	220.4	14	219.9	13	219.5	18	219.0	7	219.0	11	219.6
4	7	Vladimir Netusil		GC	1	Effective Racing		Dallara F320 HWA	219.9	5	218.6	4	218.6	6	217.7	13	217.3	7	218.4
5	19	Noel Leon				Team Motopark		Dallara F320 Spiess	219.5	7	219.5	13	219.0	14	218.1	6	218.1	8	218.8
6	23	Bryce Aron				Team Motopark		Dallara F320 Spiess	219.5	11	219.5	12	219.5	13	218.6	14	218.1	6	219.0
7	10	Juju Noda		R	1	Noda Racing		Dallara F320 Spiess	219.0	6	218.6	10	218.1	7	218.1	11	216.4	4	218.0
8	26	Jakob Bergmeister		R	2	Team Motopark		Dallara F320 Spiess	219.0	14	218.6	12	218.1	7	218.1	9	217.7	8	218.3
9	21	Josh Mason				CryptoTower Racing Team		Dallara F320 Spiess	217.3	11	216.8	10	216.4	5	216.4	8	216.0	4	216.6





**Hungaroring**  
**Euroformula Open**  
**Free Practice - 1**  
**Fastest Laps Sequence**



Lap	Time of Day	Session Time	Nº	Driver	Nat	Cat	Team	Nat	Vehicle	Time	Km/h		
2	11:16:43.273	3:43.273	10	Juju Noda		JPN	R	Noda Racing		JPN	Dallara F320 Spiess	<b>1:41.100</b>	156.0
2	11:17:03.976	4:03.976	84	Francesco Simonazzi		ITA		BVM Racing		ITA	Dallara F320 Spiess	<b>1:38.989</b>	159.3
3	11:18:21.679	5:21.679	10	Juju Noda		JPN	R	Noda Racing		JPN	Dallara F320 Spiess	<b>1:38.406</b>	160.2
3	11:18:41.508	5:41.508	84	Francesco Simonazzi		ITA		BVM Racing		ITA	Dallara F320 Spiess	<b>1:37.532</b>	161.7
4	11:20:18.861	7:18.861	84	Francesco Simonazzi		ITA		BVM Racing		ITA	Dallara F320 Spiess	<b>1:37.353</b>	162.0
4	11:23:50.514	10:50.514	19	Noel Leon		MEX		Team Motopark		DEU	Dallara F320 Spiess	<b>1:37.351</b>	162.0
5	11:25:27.490	12:27.490	19	Noel Leon		MEX		Team Motopark		DEU	Dallara F320 Spiess	<b>1:36.976</b>	162.6
8	11:26:59.339	13:59.339	84	Francesco Simonazzi		ITA		BVM Racing		ITA	Dallara F320 Spiess	<b>1:36.775</b>	162.9
7	11:29:41.453	16:41.453	23	Bryce Aron		USA		Team Motopark		DEU	Dallara F320 Spiess	<b>1:36.660</b>	163.1
8	11:31:18.057	18:18.057	23	Bryce Aron		USA		Team Motopark		DEU	Dallara F320 Spiess	<b>1:36.604</b>	163.2
11	11:36:07.839	23:07.839	23	Bryce Aron		USA		Team Motopark		DEU	Dallara F320 Spiess	<b>1:36.291</b>	163.7





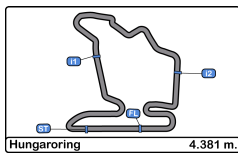


**Hungaroring**  
**Euroformula Open**  
**Free Practice - 1**  
**Event Best Maximum Speed**



N°	Driver	Nat	Cat	Clas	Team	Nat	Vehicle	Km/h	Session
84	Francesco Simonazzi		ITA		BVM Racing		Dallara F320 Spiess	223.6	Private test - 1
20	Benjamin Berta		HUN		CryptoTower Racing Team		Dallara F320 Spiess	221.3	Private test - 2
73	Cian Shields		GBR		Team Motopark		Dallara F320 Spiess	221.3	Free Practice - 1
10	Juju Noda		JPN	R 1	Noda Racing		Dallara F320 Spiess	220.8	Private test - 1
7	Vladimir Netusil		CZE	GC 1	Effective Racing		Dallara F320 HWA	220.4	Private test - 1
26	Jakob Bergmeister		DEU	R 2	Team Motopark		Dallara F320 Spiess	220.4	Private test - 2
19	Noel Leon		MEX		Team Motopark		Dallara F320 Spiess	219.5	Free Practice - 1
23	Bryce Aron		USA		Team Motopark		Dallara F320 Spiess	219.5	Free Practice - 1
212	Paolo Brajnik		SRB	GC 2	NV Racing		Dallara F320 Spiess	218.1	Private test - 1
21	Josh Mason		GBR		CryptoTower Racing Team		Dallara F320 Spiess	217.7	Private test - 4





**Hungaroring**  
Euroformula Open  
Free Practice - 1  
Pit Stop Analysis



**7** Vladimir Netusil Dallara F320 HWA  
GC Effective Racing

N°	In Day Time	In Time	Out Time	Pit Time	T. Pit Time	Handicap	Diff.
1	11:25:08.041	11:25:08.041	11:30:23.720	5:15.679	5:15.679		
2	11:33:46.118	11:33:46.118	11:40:19.022	6:32.904	11:48.583		

**10** Juju Noda Dallara F320 Spiess  
Rookie Noda Racing

N°	In Day Time	In Time	Out Time	Pit Time	T. Pit Time	Handicap	Diff.
1	11:25:19.101	11:25:19.101	11:28:38.003	3:18.902	3:18.902		
2	11:35:31.581	11:35:31.581	11:40:31.906	5:00.325	8:19.227		

**19** Noel Leon Dallara F320 Spiess  
Team Motopark

N°	In Day Time	In Time	Out Time	Pit Time	T. Pit Time	Handicap	Diff.
1	11:15:19.893	11:15:19.893	11:18:14.035	2:54.142	2:54.142		
2	11:20:02.247	11:20:02.247	11:20:36.293	34.046	3:28.188		

**20** Benjamin Berta Dallara F320 Spiess  
CryptoTower Racing Team

N°	In Day Time	In Time	Out Time	Pit Time	T. Pit Time	Handicap	Diff.
1	11:15:18.266	11:15:18.266	11:18:25.408	3:07.142	3:07.142		
2	11:20:10.957	11:20:10.957	11:21:00.377	49.420	3:56.562		

**21** Josh Mason Dallara F320 Spiess  
CryptoTower Racing Team

N°	In Day Time	In Time	Out Time	Pit Time	T. Pit Time	Handicap	Diff.
1	11:15:16.323	11:15:16.323	11:18:18.891	3:02.568	3:02.568		
2	11:24:54.433	11:24:54.433	11:33:38.449	8:44.016	11:46.584		

**23** Bryce Aron Dallara F320 Spiess  
Team Motopark

N°	In Day Time	In Time	Out Time	Pit Time	T. Pit Time	Handicap	Diff.
1	11:15:12.806	11:15:12.806	11:18:20.381	3:07.575	3:07.575		
2	11:20:07.418	11:20:07.418	11:20:40.832	33.414	3:40.989		
3	11:24:19.400	11:24:19.400	11:24:45.157	25.757	4:06.746		

**26** Jakob Bergmeister Dallara F320 Spiess  
Rookie Team Motopark

N°	In Day Time	In Time	Out Time	Pit Time	T. Pit Time	Handicap	Diff.
1	11:15:28.671	11:15:28.671	11:18:30.739	3:02.068	3:02.068		

**73** Cian Shields Dallara F320 Spiess  
Team Motopark

N°	In Day Time	In Time	Out Time	Pit Time	T. Pit Time	Handicap	Diff.
1	11:15:08.568	11:15:08.568	11:18:35.380	3:26.812	3:26.812		
2	11:22:00.055	11:22:00.055	11:22:27.262	27.207	3:54.019		
3	11:26:00.969	11:26:00.969	11:28:49.911	2:48.942	6:42.961		

**84** Francesco Simonazzi Dallara F320 Spiess  
BVM Racing

N°	In Day Time	In Time	Out Time	Pit Time	T. Pit Time	Handicap	Diff.
1	11:31:52.437	11:31:52.437	11:36:57.488	5:05.051	5:05.051		

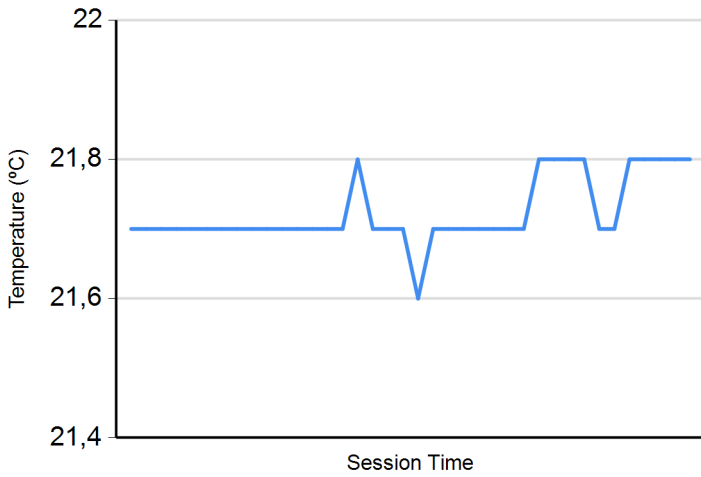




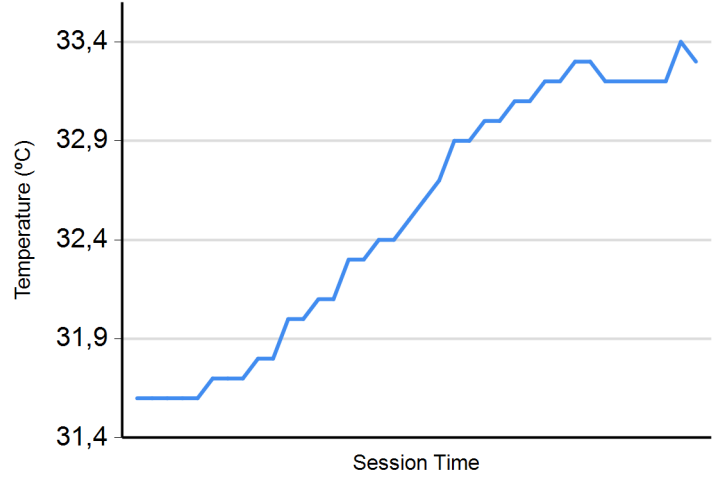
**Hungaroring**  
**Euroformula Open**  
**Free Practice - 1**  
**Weather Report**



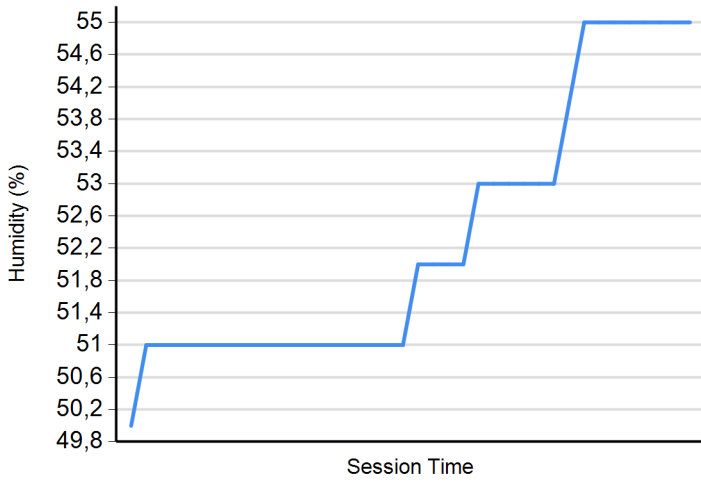
**Air Temperature**



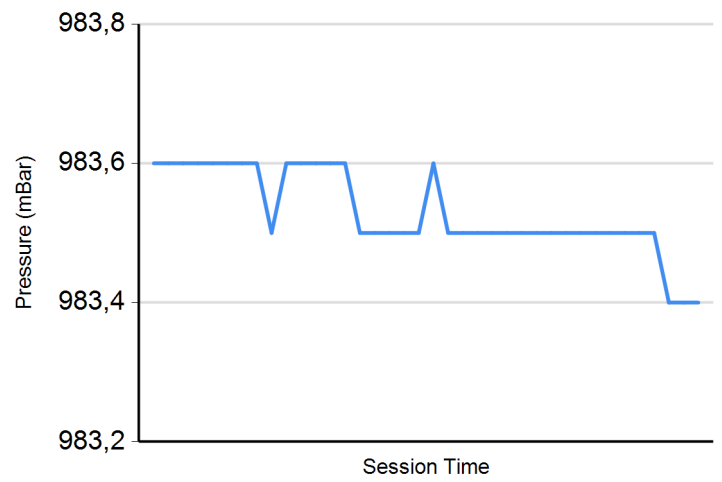
**Track Temperature**



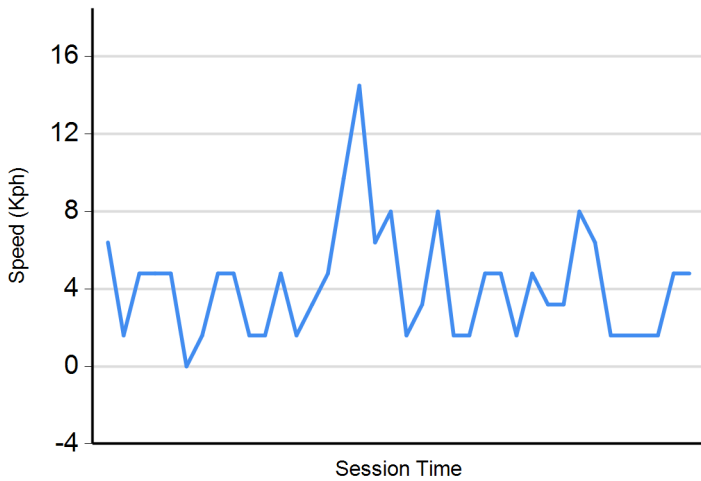
**Humidity**



**Pressure**



**Wind Speed**



**Wind direction**

North = 0°/360° Est = 90° South = 180° West = 270°

