



Hungaroring
Euroformula Open
Free Practice - 2
Provisional Results



Clas	Nº	Driver	Nat	Cat	Clas	Team	Nat	Vehicle	Laps	Best	Time	Gap	Interval	Km/h
1	19	Noel Leon	MEX			Team Motopark	DEU	Dallara F320 Spiess	22	21	1:35.342			165.4
2	10	Juju Noda	JPN	R	1	Noda Racing	JPN	Dallara F320 Spiess	22	13	1:35.813	0.471	0.471	164.6
3	21	Josh Mason	GBR			CryptoTower Racing Team	JPN	Dallara F320 Spiess	15	14	1:35.829	0.487	0.016	164.5
4	84	Francesco Simonazzi	ITA			BVM Racing	ITA	Dallara F320 Spiess	20	19	1:35.844	0.502	0.015	164.5
5	23	Bryce Aron	USA			Team Motopark	DEU	Dallara F320 Spiess	19	18	1:36.033	0.691	0.189	164.2
6	73	Cian Shields	GBR			Team Motopark	DEU	Dallara F320 Spiess	18	11	1:36.364	1.022	0.331	163.6
7	20	Benjamin Berta	HUN			CryptoTower Racing Team	JPN	Dallara F320 Spiess	16	15	1:36.617	1.275	0.253	163.2
8	26	Jakob Bergmeister	DEU	R	2	Team Motopark	DEU	Dallara F320 Spiess	19	18	1:36.661	1.319	0.044	163.1
9	7	Vladimir Netusil	CZE	GC	1	Effective Racing	CZE	Dallara F320 HWA	13	12	1:37.227	1.885	0.566	162.2

*** PENALTIES**

- CAR 23 TIME 1:37.455 DELETED TRACK LIMITS AT T 4
- CAR 73 TIME 1:39.969 DELETED TRACK LIMITS AT T 4
- CAR 20 TIME 1:44.261 DELETED TRACK LIMITS AT T 4
- CAR 73 TIME 1:48.524 DELETED TRACK LIMITS AT T 4
- CAR 20 TIME 1:48.913 DELETED TRACK LIMITS AT T 4
- CAR 23 TIME 1:44.419 DELETED TRACK LIMITS AT T 11
- CAR 19 TIME 1:37.579 DELETED TRACK LIMITS AT T 4
- CAR 19 TIME 1:36.369 DELETED TRACK LIMITS AT T 11
- CAR 21 TIME 1:36.423 DELETED TRACK LIMITS AT T 11
- CAR 21 TIME 1:42.740 DELETED TRACK LIMITS AT T 11
- CAR 26 TIME 1:37.870 DELETED TRACK LIMITS AT T 4
- CAR 73 TIME 1:46.731 DELETED TRACK LIMITS AT T 11
- CAR 19 TIME 1:35.175 DELETED TRACK LIMITS AT T 4
- CAR 73 TIME 1:36.609 DELETED TRACK LIMITS AT T 11 + BEST LAP TRACK LIMITS MORE THAN 3 TIMES
- CAR 84 TIME 1:42.395 DELETED TRACK LIMITS AT T 4
- CAR 23 TIME 1:44.115 DELETED TRACK LIMITS AT T 11

Published at:.....

Track Temp: **38.9 °C** Air Temp: **24.7 °C** Humidity: **46 %** Track Status: **DRY**

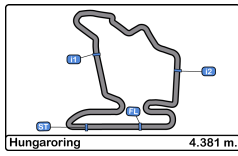
Race Director:

Neus Santamaría Sanromà
 DPB-0819-ESP/CAT

Timekeeper:

Luis Garcia
 JOB-1605-ESP/M





Hungaroring
Euroformula Open
Free Practice - 2
Provisional Results by Category



Rookie														
Clas	Nº	Driver	Nat	Cat	Clas	Team	Nat	Vehicle	Laps	Best	Time	Gap	Interval	Km/h
1	10	Juju Noda		R	1	Noda Racing		Dallara F320 Spiess	22	13	1:35.813			164.6
2	26	Jakob Bergmeister		R	2	Team Motopark		Dallara F320 Spiess	19	18	1:36.661	0.848	0.848	163.1

GC														
Clas	Nº	Driver	Nat	Cat	Clas	Team	Nat	Vehicle	Laps	Best	Time	Gap	Interval	Km/h
1	7	Vladimir Netusil		GC	1	Effective Racing		Dallara F320 HWA	13	12	1:37.227			162.2

Clas	Nº	Driver	Nat	Cat	Clas	Team	Nat	Vehicle	Laps	Best	Time	Gap	Interval	Km/h
1	19	Noel Leon				Team Motopark		Dallara F320 Spiess	22	21	1:35.342			165.4
2	21	Josh Mason				CryptoTower Racing Team		Dallara F320 Spiess	15	14	1:35.829	0.487	0.487	164.5
3	84	Francesco Simonazzi				BVM Racing		Dallara F320 Spiess	20	19	1:35.844	0.502	0.015	164.5
4	23	Bryce Aron				Team Motopark		Dallara F320 Spiess	19	18	1:36.033	0.691	0.189	164.2
5	73	Cian Shields				Team Motopark		Dallara F320 Spiess	18	11	1:36.364	1.022	0.331	163.6
6	20	Benjamin Berta				CryptoTower Racing Team		Dallara F320 Spiess	16	15	1:36.617	1.275	0.253	163.2

*** PENALTIES**

- CAR 23 TIME 1:37.455 DELETED TRACK LIMITS AT T 4
- CAR 73 TIME 1:39.969 DELETED TRACK LIMITS AT T 4
- CAR 20 TIME 1:44.261 DELETED TRACK LIMITS AT T 4
- CAR 73 TIME 1:48.524 DELETED TRACK LIMITS AT T 4
- CAR 20 TIME 1:48.913 DELETED TRACK LIMITS AT T 4
- CAR 23 TIME 1:44.419 DELETED TRACK LIMITS AT T 11
- CAR 19 TIME 1:37.579 DELETED TRACK LIMITS AT T 4
- CAR 19 TIME 1:36.369 DELETED TRACK LIMITS AT T 11
- CAR 21 TIME 1:36.423 DELETED TRACK LIMITS AT T 11
- CAR 21 TIME 1:42.740 DELETED TRACK LIMITS AT T 11
- CAR 26 TIME 1:37.870 DELETED TRACK LIMITS AT T 4
- CAR 73 TIME 1:46.731 DELETED TRACK LIMITS AT T 11
- CAR 19 TIME 1:35.175 DELETED TRACK LIMITS AT T 4
- CAR 73 TIME 1:36.609 DELETED TRACK LIMITS AT T 11 + BEST LAP TRACK LIMITS MORE THAN 3 TIMES
- CAR 84 TIME 1:42.395 DELETED TRACK LIMITS AT T 4
- CAR 23 TIME 1:44.115 DELETED TRACK LIMITS AT T 11

Published at:.....

Track Temp: **38.9 °C** Air Temp: **24.7 °C** Humidity: **46 %** Track Status: **DRY**

Race Director:

Neus Santamaría Sanromà
 DPB-0819-ESP/CAT

Timekeeper:

Luis Garcia
 JOB-1605-ESP/M





Hungaroring
Euroformula Open
Free Practice - 2
Lap Analysis



7 Vladimir Netusil Dallara F320 HWA **19** Noel Leon Dallara F320 Spiess

GC							Effective Racing							Team Motopark	
Lap	D	Time	Sector 1	Sector 2	Sector 3	T. Spd	Elapsed	Lap	D	Time	Sector 1	Sector 2	Sector 3	T. Spd	Elapsed
1		16:11:23.347	16:10:16.642	38.294	28.411		16:11:23.347	1		16:11:27.932	16:10:22.347	37.805	27.780		16:11:27.932
2		1:40.144	37.185	35.815	27.144	214.2	16:13:03.491	2		1:40.519	37.273	36.142	27.104	212.1	16:13:08.451
3		1:38.707	36.713	34.921	27.073	215.5	16:14:42.198	3		1:37.363	36.173	34.343	26.847	216.8	16:14:45.814
4		1:37.715	36.305	34.626	26.784	217.3	16:16:19.913	4		1:36.605	35.908	33.954	26.743	218.1	16:16:22.419
5		1:37.990	36.189	34.903	26.898	218.6	16:17:57.903	5		1:36.775	35.875	34.044	26.856	219.5	16:17:59.194
6		1:38.240	36.179	34.864	27.197	219.5	16:19:36.143	6		1:37.414	35.966	34.246	27.202	221.3	16:19:36.608
7		1:45.173 P	37.637	35.585	31.951	217.3	16:21:21.316	7		1:37.086	36.324	34.010	26.752	220.8	16:21:13.694
8		9:10.092	8:08.055	34.997	27.040		16:30:31.408	8		1:36.322	35.866	33.775	26.681	218.6	16:22:50.016
9		1:38.076	36.468	34.719	26.889	215.1	16:32:09.484	9		1:37.579	35.899	34.871	26.809	219.0	16:24:27.595
10		1:38.145	36.498	34.602	27.045	216.0	16:33:47.629	10		1:36.197	35.908	33.754	26.535	219.5	16:26:03.792
11		1:37.596	36.439	34.322	26.835	218.1	16:35:25.225	11		1:36.369	35.991	33.712	26.666	217.7	16:27:40.161
12		1:37.227	36.085	34.294	26.848	219.0	16:37:02.452	12		1:42.850 P	36.224	36.374	30.252	217.7	16:29:23.011
13		1:44.490 P	37.682	34.629	32.179	218.1	16:38:46.942	13		5:19.275	4:09.090	41.765	28.420		16:34:42.286

10 Juju Noda Dallara F320 Spiess

Rookie							Noda Racing								
Lap	D	Time	Sector 1	Sector 2	Sector 3	T. Spd	Elapsed	Lap	D	Time	Sector 1	Sector 2	Sector 3	T. Spd	Elapsed
1		16:11:17.214	16:10:07.650	40.351	29.213		16:11:17.214	14		1:42.126	37.205	36.645	28.276	213.0	16:36:24.412
2		1:48.916 P	37.111	36.978	34.827	215.5	16:13:06.130	15		1:38.937	37.277	34.672	26.988	214.2	16:38:03.349
3		2:12.372	1:08.155	36.882	27.335		16:15:18.502	16		1:35.586	35.855	33.446	26.285	218.6	16:39:38.935
4		1:37.397	36.180	34.658	26.559	216.4	16:16:55.899	17		1:35.175	35.646	33.256	26.273	217.7	16:41:14.110
5		1:36.799	35.990	34.295	26.514	216.8	16:18:32.698	18		1:42.413 P	36.512	35.757	30.144	219.5	16:42:56.523
6		1:36.385	35.816	34.051	26.518	217.7	16:20:09.083	19		4:28.370	3:24.145	35.705	28.520		16:47:24.893
7		1:36.088	35.806	33.759	26.523	217.7	16:21:45.171	20		1:35.466	35.726	33.395	26.345	217.7	16:49:00.359
8		1:36.148	35.721	33.942	26.485	218.1	16:23:21.319	21		1:35.342	35.630	33.433	26.279	218.1	16:50:35.701
9		1:45.017 P	36.764	35.334	32.919	218.6	16:25:06.336	22		1:39.707 P	35.753	34.317	29.637	217.7	16:52:15.408

20 Benjamin Berta Dallara F320 Spiess

CryptoTower Racing Team															
Lap	D	Time	Sector 1	Sector 2	Sector 3	T. Spd	Elapsed	Lap	D	Time	Sector 1	Sector 2	Sector 3	T. Spd	Elapsed
1		16:11:26.005 P	16:10:13.477	39.235	33.293		16:11:26.005	14		1:49.999	41.457	41.152	27.390	217.3	16:42:55.301
2		2:19.028	1:11.938	39.667	27.423		16:13:45.033	15		1:36.617	35.944	33.974	26.699	216.4	16:44:31.918
3		1:44.264	36.380	38.356	29.525	216.0	16:15:29.294	16		1:53.546 P	41.578	38.991	32.977	202.6	16:46:25.464
4		1:38.153	36.381	34.591	27.181	215.5	16:17:07.447								
5		2:02.439	41.397	43.530	37.512	217.7	16:19:09.886								
6		1:48.913	36.437	42.486	29.990	215.1	16:20:58.799								
7		1:42.828 P	36.380	34.636	31.812	215.1	16:22:41.627								
8		9:57.221	8:47.869	38.907	30.445		16:32:38.848								
9		1:37.662	36.307	34.514	26.841	215.5	16:34:16.510								
10		1:48.106	40.311	38.974	28.821	217.7	16:36:04.616								
11		1:36.923	36.041	34.084	26.798	217.7	16:37:41.539								
12		1:47.141	42.609	35.772	28.760	219.0	16:39:28.680								
13		1:36.622	36.008	34.032	26.582	217.3	16:41:05.302								





Hungaroring
Euroformula Open
Free Practice - 2
Lap Analysis



21

Josh Mason

Dallara F320 Spiess **26**

Jakob Bergmeister

Dallara F320 Spiess

CryptoTower Racing Team Rookie

Team Motopark

Lap	D	Time	Sector 1	Sector 2	Sector 3	T. Spd	Elapsed	Lap	D	Time	Sector 1	Sector 2	Sector 3	T. Spd	Elapsed
1		16:12:23.785	16:11:16.253	39.420	28.112		16:12:23.785	1		16:11:25.637	16:10:18.510	38.362	28.765		16:11:25.637
2		1:45.124	39.634	38.114	27.376	204.1	16:14:08.909	2		1:47.619	38.551	39.566	29.502	202.6	16:13:13.256
3		1:37.354	36.245	34.260	26.849	214.7	16:15:46.263	3		1:38.425	36.629	34.869	26.927	214.2	16:14:51.681
4		1:37.184	36.331	34.174	26.679	216.4	16:17:23.447	4		1:37.545	36.235	34.365	26.945	217.3	16:16:29.226
5		1:41.177 P	36.210	34.100	30.867	216.8	16:19:04.624	5		1:37.277	36.106	34.287	26.884	217.7	16:18:06.503
6		10:32.492	9:22.871	40.749	28.872		16:29:37.116	6		1:38.873	36.138	34.816	27.919	219.5	16:19:45.376
7		1:45.609	39.759	38.463	27.387	198.5	16:31:22.725	7		1:47.859 P	36.299	34.914	36.646	216.4	16:21:33.235
8		1:36.815	36.186	33.985	26.644	214.2	16:32:59.540	8		9:34.024	8:28.426	37.939	27.659		16:31:07.259
9		1:36.423	35.999	33.915	26.509	216.4	16:34:35.963	9		1:39.108	37.125	35.121	26.862	206.8	16:32:46.367
10		1:42.740 P	35.984	33.989	32.767	218.1	16:36:18.703	10		1:36.755	36.068	34.110	26.577	216.0	16:34:23.122
11		7:02.027	5:47.304	43.994	30.729		16:43:20.730	11		1:36.847	35.967	34.273	26.607	217.3	16:35:59.969
12		1:44.627	39.493	37.594	27.540	204.1	16:45:05.357	12		1:37.870	35.990	34.224	27.656	219.0	16:37:37.839
13		1:35.933	35.874	33.687	26.372	216.0	16:46:41.290	13		1:44.853 P	36.247	34.555	34.051	216.4	16:39:22.692
14		1:35.829	35.789	33.647	26.393	218.6	16:48:17.119	14		2:16.910	1:12.059	37.698	27.153		16:41:39.602
15		1:44.426 P	35.810	33.890	34.726	218.1	16:50:01.545	15		1:37.250	36.028	34.414	26.808	217.7	16:43:16.852
16								16		1:40.270	38.426	34.989	26.855	217.3	16:44:57.122
17								17		1:36.969	36.012	34.371	26.586	216.8	16:46:34.091
18								18		1:36.661	36.109	33.960	26.592	216.8	16:48:10.752
19								19		1:55.443 P	39.184	38.537	37.722	217.3	16:50:06.195

23

Bryce Aron

Dallara F320 Spiess

Team Motopark

Lap	D	Time	Sector 1	Sector 2	Sector 3	T. Spd	Elapsed	Lap	D	Time	Sector 1	Sector 2	Sector 3	T. Spd	Elapsed
1		16:11:11.542	16:10:04.656	38.282	28.604		16:11:11.542								
2		1:42.504	38.052	36.669	27.783	203.7	16:12:54.046								
3		1:37.456	36.059	34.386	27.010	216.0	16:14:31.501								
4		1:37.735	36.142	34.585	27.008	216.8	16:16:09.236								
5		1:55.472	41.692	39.604	34.176	215.5	16:18:04.708								
6		1:37.012	36.043	34.200	26.769	217.3	16:19:41.720								
7		1:44.410 P	36.056	34.223	34.140	217.3	16:21:26.139								
8		7:47.538	6:45.503	35.034	27.001		16:29:13.677								
9		1:37.020	36.060	34.072	26.888	215.5	16:30:50.697								
10		1:42.371 P	36.059	34.335	31.977	216.4	16:32:33.068								
11		3:53.390	2:44.713	39.981	28.696		16:36:26.458								
12		1:42.976	38.068	36.748	28.160	203.0	16:38:09.434								
13		1:36.648	35.894	34.153	26.601	216.4	16:39:46.082								
14		1:48.509	38.825	39.858	29.826	218.6	16:41:34.591								
15		1:36.146	35.857	33.821	26.468	216.4	16:43:10.737								
16		1:36.258	35.853	33.742	26.663	216.8	16:44:46.995								
17		1:52.768	42.613	41.142	29.013	196.0	16:46:39.763								
18		1:36.033	35.846	33.770	26.417	216.4	16:48:15.796								
19		1:44.416 P	35.759	33.859	34.497	217.7	16:49:59.911								

73

Cian Shields

Dallara F320 Spiess

Team Motopark

Lap	D	Time	Sector 1	Sector 2	Sector 3	T. Spd	Elapsed	Lap	D	Time	Sector 1	Sector 2	Sector 3	T. Spd	Elapsed
1		16:12:02.392	16:10:54.527	39.324	28.541		16:12:02.392								
2		1:41.377	37.797	35.862	27.718	202.2	16:13:43.769								
3		1:39.969	36.311	36.274	27.384	215.5	16:15:23.738								
4		1:37.290	36.141	34.275	26.874	216.8	16:17:01.028								
5		1:58.166	42.070	45.042	31.054	218.1	16:18:59.194								
6		1:48.524	36.302	42.620	29.602	214.7	16:20:47.718								
7		1:37.869	36.200	34.478	27.191	215.1	16:22:25.587								
8		1:59.107 P	40.731	41.564	36.812	200.7	16:24:24.694								
9		8:01.771	6:56.357	36.512	28.902		16:32:26.465								
10		1:37.131	36.396	34.198	26.537	214.7	16:34:03.596								
11		1:36.364	35.890	33.948	26.526	217.3	16:35:39.960								
12		2:00.435	42.977	46.543	30.915	218.1	16:37:40.395								
13		1:46.734 P	36.053	34.666	36.012	216.8	16:39:27.126								
14		4:26.031	3:20.437	38.476	27.118		16:43:53.157								
15		1:36.609	36.006	33.901	26.702	216.0	16:45:29.766								
16		1:52.317	42.853	37.551	31.913	216.0	16:47:22.083								
17		1:36.179	35.908	33.815	26.456	216.8	16:48:58.262								
18		1:59.921 P	40.237	44.156	35.528	217.3	16:50:58.183								





Hungaroring
Euroformula Open
Free Practice - 2
Lap Analysis



84

Francesco Simonazzi

Dallara F320 Spiess

BVM Racing

Lap	D	Time	Sector 1	Sector 2	Sector 3	T. Spd	Elapsed
1		16:13:21.130	16:12:10.353	40.486	30.291		16:13:21.130
2		2:00.934 P	40.715	36.669	43.550	191.8	16:15:22.064
3		2:19.506	1:15.500	35.919	28.087		16:17:41.570
4		1:42.625	38.905	35.631	28.089	196.3	16:19:24.195
5		1:38.885	36.730	34.934	27.221	217.3	16:21:03.080
6		1:39.485	36.616	34.819	28.050	218.1	16:22:42.565
7		1:48.756	38.836	40.842	29.078	218.1	16:24:31.321
8		1:37.247	36.212	34.213	26.822	218.6	16:26:08.568
9		1:37.607	36.105	34.388	27.114	219.0	16:27:46.175
10		1:41.018 P	36.334	34.377	30.307	218.1	16:29:27.193
11		6:20.867	5:17.534	35.771	27.562		16:35:48.060
12		1:39.365	36.780	35.858	26.727	216.4	16:37:27.425
13		1:35.927	35.904	33.557	26.466	218.1	16:39:03.352
14		1:36.051	35.869	33.630	26.552	218.6	16:40:39.403
15		1:43.520	40.099	36.476	26.945	179.7	16:42:22.923
16		1:35.922	35.823	33.619	26.480	218.1	16:43:58.845
17		1:42.395	35.780	38.297	28.318	218.6	16:45:41.240
18		1:36.541	35.895	33.896	26.750	218.1	16:47:17.781
19		1:35.844	35.807	33.578	26.459	218.1	16:48:53.625
20		1:40.639 P	35.806	33.929	30.904	217.3	16:50:34.264





Hungaroring
Euroformula Open
Free Practice - 2
Best Sectors Results



Sector - 1			Sector - 2			Sector - 3			Ideal Lap vs Best Lap						
Clas	Nº	Driver	Time	Nº	Driver	Time	Nº	Driver	Time	Clas	Nº	Driver	Ideal Lap	Best Lap	Clas
1	19	Noel Leon	35.630	19	Noel Leon	33.256	19	Noel Leon	26.273	1	19	Noel Leon	1:35.159	1:35.342	1
2	10	Juju Noda	35.651	84	Francesco Simonazzi	33.557	10	Juju Noda	26.321	2	10	Juju Noda	1:35.613	1:35.813	2
3	23	Bryce Aron	35.759	10	Juju Noda	33.641	21	Josh Mason	26.372	3	84	Francesco Simonazzi	1:35.796	1:35.844	4
4	84	Francesco Simonazzi	35.780	21	Josh Mason	33.647	23	Bryce Aron	26.417	4	21	Josh Mason	1:35.808	1:35.829	3
5	21	Josh Mason	35.789	23	Bryce Aron	33.742	73	Cian Shields	26.456	5	23	Bryce Aron	1:35.918	1:36.033	5
6	73	Cian Shields	35.890	73	Cian Shields	33.815	84	Francesco Simonazzi	26.459	6	73	Cian Shields	1:36.161	1:36.364	6
7	20	Benjamin Berta	35.944	26	Jakob Bergmeister	33.960	26	Jakob Bergmeister	26.577	7	20	Benjamin Berta	1:36.500	1:36.617	7
8	26	Jakob Bergmeister	35.967	20	Benjamin Berta	33.974	20	Benjamin Berta	26.582	8	26	Jakob Bergmeister	1:36.504	1:36.661	8
9	7	Vladimir Netusil	36.085	7	Vladimir Netusil	34.294	7	Vladimir Netusil	26.784	9	7	Vladimir Netusil	1:37.163	1:37.227	9





Hungaroring
Euroformula Open
Free Practice - 2
Best 5 Lap Times



Cls	N°	Driver	Nat	Cat	Cls	Team	Nat	Vehicle	Best 1		Best 2		Best 3		Best 4		Best 5	
									Time	Lap	Time	Lap	Time	Lap	Time	Lap	Time	Lap
1	19	Noel Leon	MEX			Team Motopark	DEU	Dallara F320 Spiess	1:35.342	21	1:35.466	20	1:35.586	16	1:36.197	10	1:36.322	8
2	10	Juju Noda	JPN	R	1	Noda Racing	JPN	Dallara F320 Spiess	1:35.813	13	1:35.981	21	1:36.088	7	1:36.148	8	1:36.184	16
3	21	Josh Mason	GBR			CryptoTower Racing	JPN	Dallara F320 Spiess	1:35.829	14	1:35.933	13	1:36.815	8	1:37.184	4	1:37.354	3
4	84	Francesco	ITA			BVM Racing	ITA	Dallara F320 Spiess	1:35.844	19	1:35.922	16	1:35.927	13	1:36.051	14	1:36.541	18
5	23	Bryce Aron	USA			Team Motopark	DEU	Dallara F320 Spiess	1:36.033	18	1:36.146	15	1:36.258	16	1:36.648	13	1:37.012	6
6	73	Cian Shields	GBR			Team Motopark	DEU	Dallara F320 Spiess	1:36.364	11	1:37.131	10	1:37.290	4	1:37.869	7	1:41.377	2
7	20	Benjamin Berta	HUN			CryptoTower Racing	JPN	Dallara F320 Spiess	1:36.617	15	1:36.622	13	1:36.923	11	1:37.662	9	1:38.153	4
8	26	Jakob Bergmeister	DEU	R	2	Team Motopark	DEU	Dallara F320 Spiess	1:36.661	18	1:36.755	10	1:36.847	11	1:36.969	17	1:37.250	15
9	7	Vladimir Netusil	CZE	GC	1	Effective Racing	CZE	Dallara F320 HWA	1:37.227	12	1:37.596	11	1:37.715	4	1:37.990	5	1:38.076	9



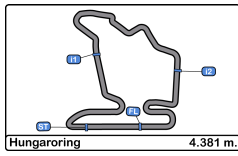


Hungaroring
Euroformula Open
Free Practice - 2
Best 5 Top Speeds



Clas	Nº	Driver	Nat	Cat	Cls	Team	Nat	Vehicle	Top 1		Top 2		Top 3		Top 4		Top 5		Avg
									Km/h	Lap	Km/h	Lap	Km/h	Lap	Km/h	Lap	Km/h	Lap	
1	10	Juju Noda		R	1	Noda Racing		Dallara F320 Spiess	221.3	18	220.8	14	219.5	17	218.6	9	218.1	8	219.6
2	19	Noel Leon				Team Motopark		Dallara F320 Spiess	221.3	6	220.8	7	219.5	5	219.5	10	219.5	18	220.1
3	7	Vladimir Netusil		GC	1	Effective Racing		Dallara F320 HWA	219.5	6	219.0	12	218.6	5	218.1	11	218.1	13	218.7
4	26	Jakob Bergmeister		R	2	Team Motopark		Dallara F320 Spiess	219.5	6	219.0	12	217.7	5	217.7	15	217.3	4	218.2
5	20	Benjamin Berta				CryptoTower Racing Team		Dallara F320 Spiess	219.0	12	217.7	5	217.7	10	217.7	11	217.3	13	217.9
6	84	Francesco Simonazzi				BVM Racing		Dallara F320 Spiess	219.0	9	218.6	8	218.6	14	218.6	17	218.1	6	218.6
7	21	Josh Mason				CryptoTower Racing Team		Dallara F320 Spiess	218.6	14	218.1	10	218.1	15	216.8	5	216.4	4	217.6
8	23	Bryce Aron				Team Motopark		Dallara F320 Spiess	218.6	14	217.7	19	217.3	6	217.3	7	216.8	4	217.5
9	73	Cian Shields				Team Motopark		Dallara F320 Spiess	218.1	5	218.1	12	217.3	11	217.3	18	216.8	4	217.5





Hungaroring
Euroformula Open
Free Practice - 2
Fastest Laps Sequence



Lap	Time of Day	Session Time	Nº Driver	Nat	Cat	Team	Nat	Vehicle	Time	Km/h
2	16:12:54.046	3:54.046	23 Bryce Aron		USA	Team Motopark		Dallara F320 Spiess	1:42.504	153.8
2	16:13:03.491	4:03.491	7 Vladimir Netusil		CZE	GC Effective Racing		Dallara F320 HWA	1:40.144	157.4
3	16:14:42.198	5:42.198	7 Vladimir Netusil		CZE	GC Effective Racing		Dallara F320 HWA	1:38.707	159.7
3	16:14:45.814	5:45.814	19 Noel Leon		MEX	Team Motopark		Dallara F320 Spiess	1:37.363	161.9
3	16:15:46.263	6:46.263	21 Josh Mason		GBR	CryptoTower Racing Team		Dallara F320 Spiess	1:37.354	162.0
4	16:16:22.419	7:22.419	19 Noel Leon		MEX	Team Motopark		Dallara F320 Spiess	1:36.605	163.2
6	16:20:09.083	11:09.083	10 Juju Noda		JPN	R Noda Racing		Dallara F320 Spiess	1:36.385	163.6
7	16:21:45.171	12:45.171	10 Juju Noda		JPN	R Noda Racing		Dallara F320 Spiess	1:36.088	164.1
13	16:36:05.503	27:05.503	10 Juju Noda		JPN	R Noda Racing		Dallara F320 Spiess	1:35.813	164.6
16	16:39:38.935	30:38.935	19 Noel Leon		MEX	Team Motopark		Dallara F320 Spiess	1:35.586	164.9
20	16:49:00.359	40:00.359	19 Noel Leon		MEX	Team Motopark		Dallara F320 Spiess	1:35.466	165.2
21	16:50:35.701	41:35.701	19 Noel Leon		MEX	Team Motopark		Dallara F320 Spiess	1:35.342	165.4



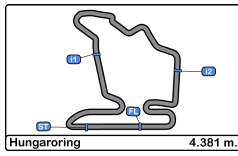


Hungaroring
Euroformula Open
Free Practice - 2
Event Best Maximum Speed



N°	Driver	Nat	Cat	Clas	Team	Nat	Vehicle	Km/h	Session
84	Francesco Simonazzi		ITA		BVM Racing		Dallara F320 Spiess	223.6	Private test - 1
20	Benjamin Berta		HUN		CryptoTower Racing Team		Dallara F320 Spiess	221.3	Private test - 2
73	Cian Shields		GBR		Team Motopark		Dallara F320 Spiess	221.3	Free Practice - 1
19	Noel Leon		MEX		Team Motopark		Dallara F320 Spiess	221.3	Free Practice - 2
10	Juju Noda		JPN	R 1	Noda Racing		Dallara F320 Spiess	221.3	Free Practice - 2
7	Vladimir Netusil		CZE	GC 1	Effective Racing		Dallara F320 HWA	220.4	Private test - 1
26	Jakob Bergmeister		DEU	R 2	Team Motopark		Dallara F320 Spiess	220.4	Private test - 2
23	Bryce Aron		USA		Team Motopark		Dallara F320 Spiess	219.5	Free Practice - 1
21	Josh Mason		GBR		CryptoTower Racing Team		Dallara F320 Spiess	218.6	Free Practice - 2
212	Paolo Brajnik		SRB	GC 2	NV Racing		Dallara F320 Spiess	218.1	Private test - 1





Hungaroring
Euroformula Open
Free Practice - 2
Pit Stop Analysis



7 Vladimir Netusil Dallara F320 HWA
 GC Effective Racing

N°	In Day Time	In Time	Out Time	Pit Time	T. Pit Time	Handicap	Diff.
1	16:21:18.848	16:21:18.848	16:28:54.699	7:35.851	7:35.851		

10 Juju Noda Dallara F320 Spiess
 Rookie Noda Racing

N°	In Day Time	In Time	Out Time	Pit Time	T. Pit Time	Handicap	Diff.
1	16:13:03.617	16:13:03.617	16:13:30.383	26.766	26.766		
2	16:25:03.690	16:25:03.690	16:29:24.312	4:20.622	4:47.388		

19 Noel Leon Dallara F320 Spiess
 Team Motopark

N°	In Day Time	In Time	Out Time	Pit Time	T. Pit Time	Handicap	Diff.
1	16:29:20.604	16:29:20.604	16:32:49.754	3:29.150	3:29.150		
2	16:42:53.979	16:42:53.979	16:45:45.861	2:51.882	6:21.032		

20 Benjamin Berta Dallara F320 Spiess
 CryptoTower Racing Team

N°	In Day Time	In Time	Out Time	Pit Time	T. Pit Time	Handicap	Diff.
1	16:11:23.330	16:11:23.330	16:11:52.328	28.998	28.998		
2	16:22:38.999	16:22:38.999	16:30:49.718	8:10.719	8:39.717		

21 Josh Mason Dallara F320 Spiess
 CryptoTower Racing Team

N°	In Day Time	In Time	Out Time	Pit Time	T. Pit Time	Handicap	Diff.
1	16:19:02.022	16:19:02.022	16:27:40.661	8:38.639	8:38.639		
2	16:36:15.584	16:36:15.584	16:41:23.741	5:08.157	13:46.796		

23 Bryce Aron Dallara F320 Spiess
 Team Motopark

N°	In Day Time	In Time	Out Time	Pit Time	T. Pit Time	Handicap	Diff.
1	16:21:23.302	16:21:23.302	16:27:28.564	6:05.262	6:05.262		
2	16:32:30.272	16:32:30.272	16:34:38.859	2:08.587	8:13.849		

26 Jakob Bergmeister Dallara F320 Spiess
 Rookie Team Motopark

N°	In Day Time	In Time	Out Time	Pit Time	T. Pit Time	Handicap	Diff.
1	16:21:30.204	16:21:30.204	16:29:20.032	7:49.828	7:49.828		
2	16:39:20.237	16:39:20.237	16:39:45.812	25.575	8:15.403		

73 Cian Shields Dallara F320 Spiess
 Team Motopark

N°	In Day Time	In Time	Out Time	Pit Time	T. Pit Time	Handicap	Diff.
1	16:24:22.233	16:24:22.233	16:30:44.885	6:22.652	6:22.652		
2	16:39:24.593	16:39:24.593	16:42:09.350	2:44.757	9:07.409		

84 Francesco Simonazzi Dallara F320 Spiess
 BVM Racing

N°	In Day Time	In Time	Out Time	Pit Time	T. Pit Time	Handicap	Diff.
1	16:15:19.093	16:15:19.093	16:15:44.390	25.297	25.297		
2	16:29:24.771	16:29:24.771	16:34:07.611	4:42.840	5:08.137		

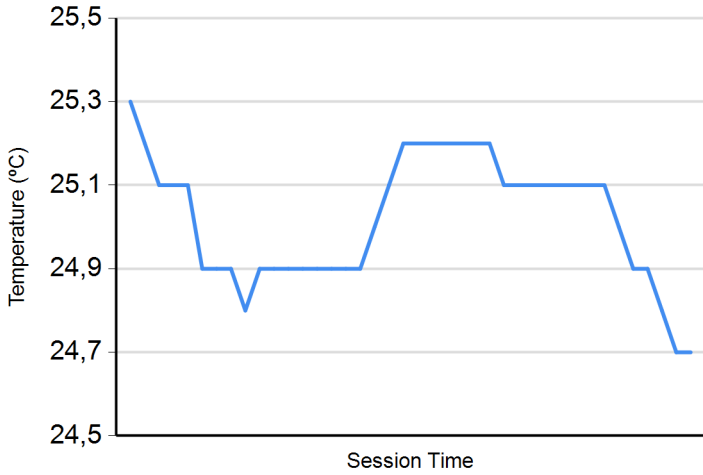




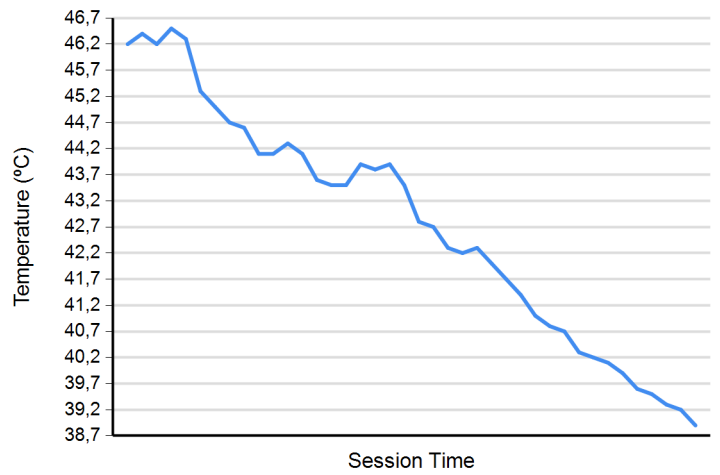
Hungaroring
Euroformula Open
Free Practice - 2
Weather Report



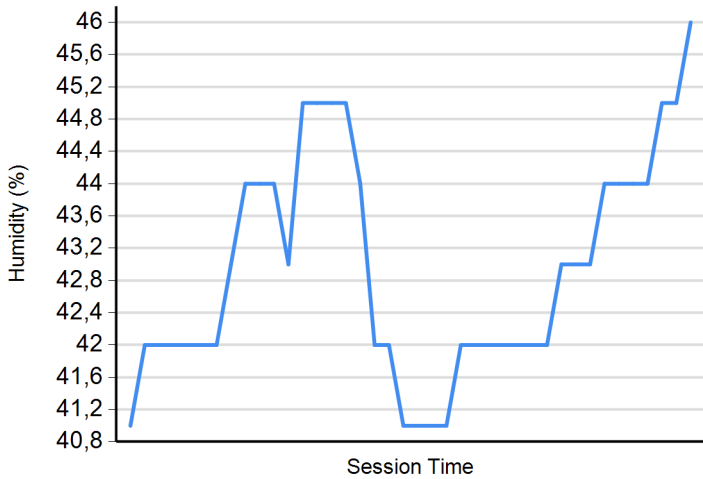
Air Temperature



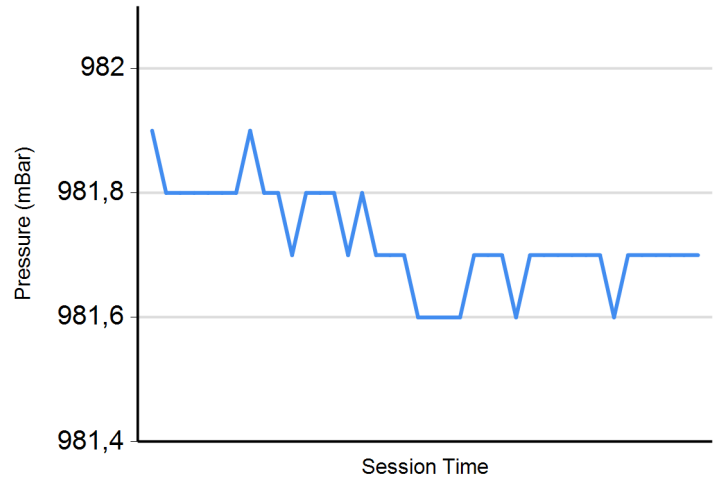
Track Temperature



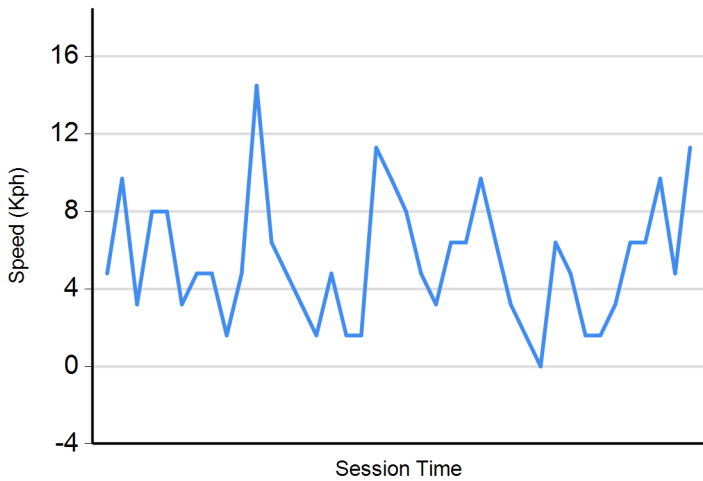
Humidity



Pressure

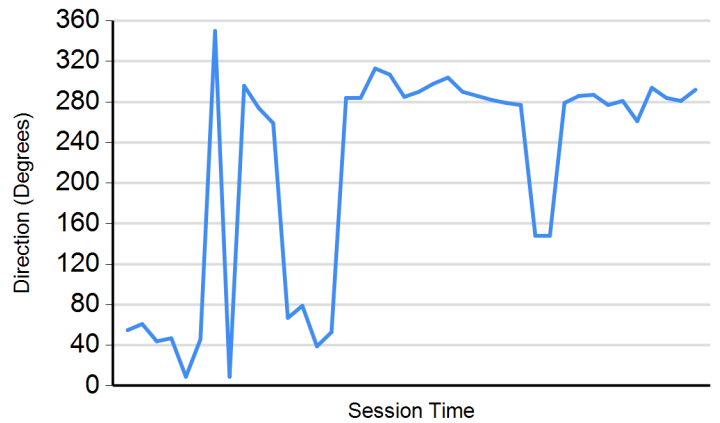


Wind Speed



Wind direction

North = 0°/360° Est = 90° South = 180° West = 270°





Hungaroring
Euroformula Open
Free Practice - 1 - 2
Combined Results



Cls	Nº	Driver	Nat	Cat	Clas	Team	Nat	Vehicle	Laps	FP1	FP2	Best	Gap	Interval	Km/h		
1	19	Noel Leon	MEX			Team Motopark	DEU	Dallara F320 Spiess	39	1:36.690	12	1:35.342	21	1:35.342		165.4	
2	10	Juju Noda	JPN	R	1	Noda Racing	JPN	Dallara F320 Spiess	35	1:36.973	10	1:35.813	13	1:35.813	0.471	0.471	164.6
3	21	Josh Mason	GBR			CryptoTower Racing Team	JPN	Dallara F320 Spiess	26	1:37.299	10	1:35.829	14	1:35.829	0.487	0.016	164.5
4	84	Francesco Simonazzi	ITA			BVM Racing	ITA	Dallara F320 Spiess	37	1:36.619	15	1:35.844	19	1:35.844	0.502	0.015	164.5
5	23	Bryce Aron	USA			Team Motopark	DEU	Dallara F320 Spiess	36	1:36.291	11	1:36.033	18	1:36.033	0.691	0.189	164.2
6	73	Cian Shields	GBR			Team Motopark	DEU	Dallara F320 Spiess	34	1:37.024	12	1:36.364	11	1:36.364	1.022	0.331	163.6
7	20	Benjamin Berta	HUN			CryptoTower Racing Team	JPN	Dallara F320 Spiess	34	1:36.682	13	1:36.617	15	1:36.617	1.275	0.253	163.2
8	26	Jakob Bergmeister	DEU	R	2	Team Motopark	DEU	Dallara F320 Spiess	36	1:37.062	13	1:36.661	18	1:36.661	1.319	0.044	163.1
9	7	Vladimir Netusil	CZE	GC	1	Effective Racing	CZE	Dallara F320 HWA	26	1:38.613	12	1:37.227	12	1:37.227	1.885	0.566	162.2
10	21	Paolo Brajnik	SRB	GC	2	NV Racing	SRB	Dallara F320 Spiess	1	11:30:26.	1			11:30:26.7	1686914	1686914	00.0

*** PENALTIES**

- CAR 73 TIME 1:47.036 DELETED TRACK LIMITS AT T 4
- CAR 23 TIME 1:37.455 DELETED TRACK LIMITS AT T 4
- CAR 21 TIME 1:37.650 DELETED TRACK LIMITS AT T 11
- CAR 73 TIME 1:39.969 DELETED TRACK LIMITS AT T 4
- CAR 73 TIME 1:42.716 DELETED TRACK LIMITS AT T 4
- CAR 20 TIME 1:44.261 DELETED TRACK LIMITS AT T 4
- CAR 73 TIME 1:37.088 DELETED TRACK LIMITS AT T 11
- CAR 73 TIME 1:48.524 DELETED TRACK LIMITS AT T 4
- CAR 20 TIME 1:37.323 DELETED TRACK LIMITS AT T 4
- CAR 20 TIME 1:48.913 DELETED TRACK LIMITS AT T 4
- CAR 73 TIME 1:36.972 DELETED TRACK LIMITS AT T 4
- CAR 23 TIME 1:44.419 DELETED TRACK LIMITS AT T 11
- CAR 73 TIME 1:36.972 DELETED TRACK LIMITS AT T 4 + BEST LAP DELETED
- CAR 19 TIME 1:37.579 DELETED TRACK LIMITS AT T 4
- CAR 73 TIME 1:36.972 DELETED TRACK LIMITS AT T 4 AND T 11+ BEST LAP DELETED
- CAR 19 TIME 1:36.369 DELETED TRACK LIMITS AT T 11
- CAR 23 TIME 1:36.802 DELETED TRACK LIMITS AT T 11
- CAR 21 TIME 1:36.423 DELETED TRACK LIMITS AT T 11
- CAR 26 TIME 1:37.087 DELETED TRACK LIMITS AT T 11
- CAR 21 TIME 1:42.740 DELETED TRACK LIMITS AT T 11
- CAR 21 TIME 1:50.587 DELETED TRACK LIMITS AT T 4
- CAR 26 TIME 1:37.870 DELETED TRACK LIMITS AT T 4
- CAR 19 TIME 1:36.802 DELETED TRACK LIMITS AT T 11
- CAR 73 TIME 1:46.731 DELETED TRACK LIMITS AT T 11
- CAR 84 TIME 1:36.464 DELETED TRACK LIMITS AT T 11
- CAR 19 TIME 1:35.175 DELETED TRACK LIMITS AT T 4
- CAR 73 TIME 1:37.138 DELETED TRACK LIMITS AT T 11
- CAR 73 TIME 1:36.609 DELETED TRACK LIMITS AT T 11 + BEST LAP TRACK LIMITS MORE THAN 3 TIMES
- CAR 84 TIME 1:42.395 DELETED TRACK LIMITS AT T 4
- CAR 23 TIME 1:44.115 DELETED TRACK LIMITS AT T 11
- CAR 19 TIME 1:36.775 DELETED TRACK LIMITS AT T 11
- CAR 21 TIME 1:41.764 DELETED TRACK LIMITS AT T 11
- CAR 20 TIME 1:37.848 DELETED TRACK LIMITS AT T 4
- CAR 84 TIME 1:36.230 DELETED TRACK LIMITS AT T 4

Published at:.....

Race Director:

Neus Santamaría Sanromà
 DPB-0819-ESP/CAT

Timekeeper:

Luis Garcia
 JOB-1605-ESP/M

