

Hungaroring
Euroformula Open
Private test - 1
Provisional Results



Clas	Nº	Driver	Nat	Cat	Clas	Team	Nat	Vehicle	Laps	Best	Time	Gap	Interval	Km/h
1	84	Francesco Simonazzi	ITA			BVM Racing	ITA	Dallara F320 Spiess	18	16	1:36.605			163.2
2	19	Noel Leon	MEX			Team Motopark	DEU	Dallara F320 Spiess	7	5	1:36.665	0.060	0.060	163.1
3	23	Bryce Aron	USA			Team Motopark	DEU	Dallara F320 Spiess	20	9	1:36.816	0.211	0.151	162.9
4	26	Jakob Bergmeister	DEU	R	1	Team Motopark	DEU	Dallara F320 Spiess	19	18	1:36.869	0.264	0.053	162.8
5	21	Josh Mason	GBR			CryptoTower Racing Team	JPN	Dallara F320 Spiess	17	14	1:37.107	0.502	0.238	162.4
6	73	Cian Shields	GBR			Team Motopark	DEU	Dallara F320 Spiess	20	16	1:37.301	0.696	0.194	162.0
7	20	Benjamin Berta	HUN			CryptoTower Racing Team	JPN	Dallara F320 Spiess	9	5	1:37.447	0.842	0.146	161.8
8	10	Juju Noda	JPN	R	2	Noda Racing	JPN	Dallara F320 Spiess	20	19	1:37.666	1.061	0.219	161.4
9	7	Vladimir Netusil	CZE	GC	1	Effective Racing	CZE	Dallara F320 HWA	19	10	1:40.369	3.764	2.703	157.1
10	212	Paolo Brajnik	SRB	GC	2	NV Racing	SRB	Dallara F320 Spiess	10	7	1:40.886	4.281	0.517	156.3

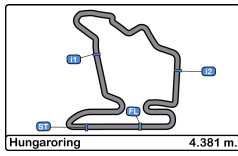
Published at:.....

Track Temp: 35.6 °C Air Temp: 20.7 °C Humidity: 56 % Track Status: DRY

Race Director:

Timekeeper:





Hungaroring
Euroformula Open
Private test - 1
Provisional Results by Category



Rookie														
Clas	Nº	Driver	Nat	Cat	Clas	Team	Nat	Vehicle	Laps	Best	Time	Gap	Interval	Km/h
1	26	Jakob Bergmeister		R	1	Team Motopark		Dallara F320 Spiess	19	18	1:36.869			162.8
2	10	Juju Noda		R	2	Noda Racing		Dallara F320 Spiess	20	19	1:37.666	0.797	0.797	161.4

GC														
Clas	Nº	Driver	Nat	Cat	Clas	Team	Nat	Vehicle	Laps	Best	Time	Gap	Interval	Km/h
1	7	Vladimir Netusil		GC	1	Effective Racing		Dallara F320 HWA	19	10	1:40.369			157.1
2	212	Paolo Brajnik		GC	2	NV Racing		Dallara F320 Spiess	10	7	1:40.886	0.517	0.517	156.3

Clas	Nº	Driver	Nat	Cat	Clas	Team	Nat	Vehicle	Laps	Best	Time	Gap	Interval	Km/h
1	84	Francesco Simonazzi				BVM Racing		Dallara F320 Spiess	18	16	1:36.605			163.2
2	19	Noel Leon				Team Motopark		Dallara F320 Spiess	7	5	1:36.665	0.060	0.060	163.1
3	23	Bryce Aron				Team Motopark		Dallara F320 Spiess	20	9	1:36.816	0.211	0.151	162.9
4	21	Josh Mason				CryptoTower Racing Team		Dallara F320 Spiess	17	14	1:37.107	0.502	0.291	162.4
5	73	Cian Shields				Team Motopark		Dallara F320 Spiess	20	16	1:37.301	0.696	0.194	162.0
6	20	Benjamin Berta				CryptoTower Racing Team		Dallara F320 Spiess	9	5	1:37.447	0.842	0.146	161.8

Published at:.....

Track Temp: 35.6 °C Air Temp: 20.7 °C Humidity: 56 % Track Status: DRY

Race Director:

Timekeeper:





Hungaroring
Euroformula Open
Private test - 1
Lap Analysis



7 Vladimir Netusil Dallara F320 HWA **20** Benjamin Berta Dallara F320 Spiess

GC							Effective Racing						CryptoTower Racing Team			
Lap	D	Time	Sector 1	Sector 2	Sector 3	T. Spd	Elapsed	Lap	D	Time	Sector 1	Sector 2	Sector 3	T. Spd	Elapsed	
1		9:02:17.624	9:01:04.788	42.295	30.541		9:02:17.624	1		9:34:16.374 P	9:32:56.111	41.869	38.394		9:34:16.374	
2		2:12.369 P	39.240	45.439	47.690	214.7	9:04:29.993	2		5:47.396	4:33.101	45.601	28.694		9:40:03.770	
3		7:05.409	5:54.889	40.575	29.945		9:11:35.402	3		1:46.122	39.196	38.493	28.433	212.5	9:41:49.892	
4		2:01.967 P	38.509	41.594	41.864	216.4	9:13:37.369	4		1:38.560	36.505	35.273	26.782	216.4	9:43:28.452	
5		6:47.692	5:40.608	38.330	28.754		9:20:25.061	5		1:37.447	36.131	34.469	26.847	217.7	9:45:05.899	
6		1:42.815	37.594	36.750	28.471	217.7	9:22:07.876	6		1:37.573	36.086	34.575	26.912	217.7	9:46:43.472	
7		1:42.877	37.409	37.227	28.241	216.4	9:23:50.753	7		1:37.885	36.106	34.851	26.928	218.6	9:48:21.357	
8		1:41.589	37.334	36.404	27.851	218.1	9:25:32.342	8		1:39.851	36.271	34.740	28.840	219.0	9:50:01.208	
9		1:40.703	36.871	35.904	27.928	219.5	9:27:13.045	9		1:44.193 P	36.076	35.534	32.583	219.0	9:51:45.401	
10		1:40.369	36.932	35.732	27.705	219.9	9:28:53.414	21 Josh Mason Dallara F320 Spiess								
11		1:45.687 P	36.816	36.789	32.082	220.4	9:30:39.101	CryptoTower Racing Team								
12		10:20.662	9:15.144	37.267	28.251		9:40:59.763	Lap	D	Time	Sector 1	Sector 2	Sector 3	T. Spd	Elapsed	
13		1:41.798	37.344	36.569	27.885	216.0	9:42:41.561	1		9:02:37.145 P	9:01:13.579	43.534	40.032		9:02:37.145	
14		1:40.917	37.158	36.194	27.565	216.8	9:44:22.478	2		8:38.548	7:30.852	39.011	28.685		9:11:15.693	
15		1:40.986	37.108	35.963	27.915	216.8	9:46:03.464	3		2:13.149 P	48.224	47.698	37.227	211.3	9:13:28.842	
16		1:41.667	37.531	36.193	27.943	216.8	9:47:45.131	4		6:42.317	5:33.359	38.617	30.341		9:20:11.159	
17		1:42.044	37.370	36.545	28.129	218.6	9:49:27.175	5		1:40.309	37.228	35.605	27.476	216.0	9:21:51.468	
18		1:41.616	37.735	36.191	27.690	218.1	9:51:08.791	6		1:38.594	36.523	34.880	27.191	216.4	9:23:30.062	
19		1:46.199 P	37.087	35.961	33.151	218.6	9:52:54.990	7		1:38.447	36.526	34.835	27.086	216.8	9:25:08.509	

10 Juju Noda Dallara F320 Spiess

Rookie Noda Racing

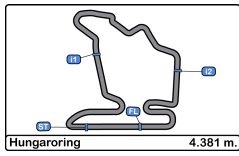
Lap	D	Time	Sector 1	Sector 2	Sector 3	T. Spd	Elapsed	Lap	D	Time	Sector 1	Sector 2	Sector 3	T. Spd	Elapsed
1		9:02:16.111	9:00:58.570	45.758	31.783		9:02:16.111	8		1:38.228	36.560	34.720	26.948	216.8	9:26:46.737
2		2:10.679 P	39.649	45.013	46.017	213.4	9:04:26.790	9		1:38.030	36.448	34.546	27.036	216.8	9:28:24.767
3		7:32.897 P	6:01.150	44.181	47.566		9:11:59.687	10		1:43.124 P	36.564	34.677	31.883	216.8	9:30:07.891
4		8:08.296	6:56.878	42.451	28.967		9:20:07.983	11		8:00.569	6:51.170	40.288	29.111		9:38:08.460
5		1:44.749	37.546	38.290	28.913	218.6	9:21:52.732	12		1:44.672	38.908	37.298	28.466	209.3	9:39:53.132
6		1:41.781	36.927	36.968	27.886	219.5	9:23:34.513	13		1:37.562	36.478	34.330	26.754	215.5	9:41:30.694
7		1:41.362	37.490	36.475	27.397	218.6	9:25:15.875	14		1:37.107	36.337	34.063	26.707	216.8	9:43:07.801
8		1:39.400	36.205	35.901	27.294	219.9	9:26:55.275	15		1:49.790	41.243	40.068	28.479	201.1	9:44:57.591
9		1:40.267	36.336	36.337	27.594	219.9	9:28:35.542	16		1:44.639 P	36.546	34.403	33.690	215.5	9:46:42.230
10		1:40.635	36.496	36.646	27.493	219.9	9:30:16.177	17		4:38.472 P	3:23.883	39.500	35.089		9:51:20.702
11		1:38.991	36.297	35.516	27.178	220.8	9:31:55.168	23 Bryce Aron Dallara F320 Spiess							
12		1:58.927 P	36.098	40.017	42.812	220.4	9:33:54.095	Team Motopark							
13		7:47.663	6:40.276	39.555	27.832		9:41:41.758	Lap	D	Time	Sector 1	Sector 2	Sector 3	T. Spd	Elapsed
14		1:39.805	36.840	35.789	27.176	217.3	9:43:21.563	1		9:02:43.179 P	9:01:10.669	52.304	40.206		9:02:43.179
15		1:38.690	36.321	35.305	27.064	217.7	9:45:00.253	2		8:27.751	7:20.364	38.915	28.472		9:11:10.930
16		1:38.358	36.172	35.130	27.056	218.6	9:46:38.611	3		2:01.763 P	42.309	45.367	34.087	206.5	9:13:12.693
17		1:37.896	36.041	34.910	26.945	218.1	9:48:16.507	4		6:52.940	5:45.578	38.984	28.378		9:20:05.633
18		1:37.778	35.979	34.916	26.883	218.1	9:49:54.285	5		1:42.269	37.440	36.874	27.955	206.8	9:21:47.902
19		1:37.666	36.022	34.728	26.916	219.9	9:51:31.951	6		1:37.173	36.116	34.538	26.519	215.1	9:23:25.075
20		1:53.329 P	38.671	37.917	36.741	219.5	9:53:25.280	7		1:37.083	36.072	34.305	26.706	217.3	9:25:02.158

19 Noel Leon Dallara F320 Spiess

Team Motopark

Lap	D	Time	Sector 1	Sector 2	Sector 3	T. Spd	Elapsed	Lap	D	Time	Sector 1	Sector 2	Sector 3	T. Spd	Elapsed
1		9:02:48.278 P	9:01:22.542	48.290	37.446		9:02:48.278	8		1:36.816	35.975	33.988	26.853	216.8	9:28:15.927
2		13:44.156 P	7:22.752	4:26.942	1:54.462		9:16:32.434	9		1:44.107	36.310	38.616	29.181	216.8	9:30:00.034
3		28:55.612	27:48.666	38.633	28.313		9:45:28.046	10		1:38.148	36.179	35.013	26.956	216.4	9:31:38.182
4		1:44.663	40.309	37.466	26.888	214.2	9:47:12.709	11		1:44.213 P	36.115	34.587	33.511	218.6	9:33:22.395
5		1:36.665	36.097	34.123	26.445	216.8	9:48:49.374	12		6:51.350	5:44.145	38.315	28.890		9:40:13.745
6		1:37.221	35.881	34.593	26.747	218.6	9:50:26.595	13		1:42.913	37.657	36.200	29.056	206.5	9:41:56.658
7		1:42.382 P	36.241	34.325	31.816	217.7	9:52:08.977	14		1:40.502	36.145	37.098	27.259	216.8	9:43:37.160
								15		1:37.495	36.103	34.528	26.864	218.1	9:45:14.655
								16		1:37.311	35.968	34.390	26.953	218.1	9:46:51.966
								17		1:48.138	37.003	38.819	32.316	218.1	9:48:40.104
								18		1:38.522	36.582	34.750	27.190	217.7	9:50:18.626
								19		1:44.290 P	36.197	35.076	33.017	219.0	9:52:02.916





Hungaroring
Euroformula Open
Private test - 1
Lap Analysis



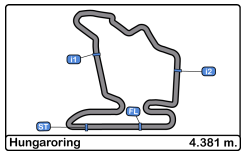
26 Jakob Bergmeister Dallara F320 Spiess **84** Francesco Simonazzi Dallara F320 Spiess
 Rookie Team Motopark BVM Racing

Lap	D	Time	Sector 1	Sector 2	Sector 3	T. Spd	Elapsed	Lap	D	Time	Sector 1	Sector 2	Sector 3	T. Spd	Elapsed
1		9:02:55.633 P	9:01:29.228	44.143	42.262		9:02:55.633	1		9:12:09.824 P	9:10:44.975	43.934	40.915		9:12:09.824
2		8:35.334	7:25.494	40.665	29.175		9:11:30.967	2		7:58.743	6:50.379	39.248	29.116		9:20:08.567
3		2:04.089 P	39.101	44.342	40.646	210.9	9:13:35.056	3		1:46.138	40.576	37.134	28.428	189.8	9:21:54.705
4		6:38.319	5:31.969	37.746	28.604		9:20:13.375	4		1:42.149	38.105	35.929	28.115	218.1	9:23:36.854
5		1:42.726	36.925	37.098	28.703	217.7	9:21:56.101	5		1:41.077	37.699	35.869	27.509	217.7	9:25:17.931
6		1:46.573	37.340	37.850	31.383	219.0	9:23:42.674	6		1:51.231	37.161	42.561	31.509	219.9	9:27:09.162
7		1:39.591	36.612	35.792	27.187	216.4	9:25:22.265	7		1:38.657	36.722	34.825	27.110	217.7	9:28:47.819
8		1:40.563	36.413	36.964	27.186	218.1	9:27:02.828	8		1:38.014	36.212	34.467	27.335	219.0	9:30:25.833
9		1:38.948	36.476	35.334	27.138	217.7	9:28:41.776	9		1:37.309	35.990	34.293	27.026	219.9	9:32:03.142
10		1:39.079	36.295	35.613	27.171	218.6	9:30:20.855	10		1:37.145	35.885	34.186	27.074	220.4	9:33:40.287
11		1:46.809 P	36.651	36.142	34.016	219.0	9:32:07.664	11		1:41.890 P	35.880	34.391	31.619	220.8	9:35:22.177
12		8:02.026	6:44.393	42.713	34.920		9:40:09.690	12		7:26.824	6:25.542	34.635	26.647		9:42:49.001
13		1:50.574	38.932	41.866	29.776	205.7	9:42:00.264	13		1:37.124	35.906	34.322	26.896	219.5	9:44:26.125
14		1:37.970	36.244	34.999	26.727	216.8	9:43:38.234	14		1:37.604	36.097	34.556	26.951	219.0	9:46:03.729
15		1:42.106	36.099	35.168	30.839	219.5	9:45:20.340	15		1:36.804	36.010	34.118	26.676	223.6	9:47:40.533
16		1:37.342	35.965	34.641	26.736	217.3	9:46:57.682	16		1:36.605	35.846	33.975	26.784	220.8	9:49:17.138
17		1:37.424	35.817	34.747	26.860	219.0	9:48:35.106	17		1:36.671	35.922	33.948	26.801	220.8	9:50:53.809
18		1:36.869	35.897	34.370	26.602	218.6	9:50:11.975	18		1:41.852 P	35.903	34.084	31.865	220.8	9:52:35.661
19		1:44.927 P	36.040	34.845	34.042	219.5	9:51:56.902								

73 Cian Shields Dallara F320 Spiess **212** Paolo Brajnik Dallara F320 Spiess
 Team Motopark GC NV Racing

Lap	D	Time	Sector 1	Sector 2	Sector 3	T. Spd	Elapsed	Lap	D	Time	Sector 1	Sector 2	Sector 3	T. Spd	Elapsed
1		9:03:00.615 P	9:01:35.823	44.242	40.550		9:03:00.615	1		9:12:14.131 P	9:10:45.573	44.215	44.343		9:12:14.131
2		8:21.671	7:13.069	39.514	29.088		9:11:22.286	2		8:05.320	6:58.088	38.770	28.462		9:20:19.451
3		2:08.063 P	42.120	48.595	37.348	212.1	9:13:30.349	3		1:43.596	37.210	37.821	28.565	215.1	9:22:03.047
4		6:44.360	5:39.698	36.940	27.722		9:20:14.709	4		1:46.245	37.115	41.072	28.058	215.1	9:23:49.292
5		1:40.523	37.147	35.874	27.502	206.5	9:21:55.232	5		1:41.006	37.014	36.093	27.899	215.1	9:25:30.298
6		1:39.644	36.945	35.088	27.611	219.5	9:23:34.876	6		1:40.901	37.123	36.128	27.650	216.4	9:27:11.199
7		1:38.529	36.702	34.818	27.009	220.8	9:25:13.405	7		1:40.886	36.917	35.754	28.215	218.1	9:28:52.085
8		1:38.020	36.208	35.077	26.735	218.1	9:26:51.425	8		1:41.165	37.248	35.912	28.005	215.1	9:30:33.250
9		1:37.934	36.344	34.646	26.944	218.6	9:28:29.359	9		1:58.649 P	40.379	38.972	39.298	214.7	9:32:31.899
10		1:37.499	36.186	34.312	27.001	219.0	9:30:06.858	10		7:37.722 P	6:20.711	40.239	36.772		9:40:09.621
11		1:45.547	39.610	38.148	27.789	219.0	9:31:52.405								
12		1:38.266	36.258	34.588	27.420	217.7	9:33:30.671								
13		1:45.776 P	36.164	36.773	32.839	218.6	9:35:16.447								
14		5:39.144	4:33.830	37.385	27.929		9:40:55.591								
15		1:38.031	36.417	34.745	26.869	217.7	9:42:33.622								
16		1:37.301	36.247	34.344	26.710	217.3	9:44:10.923								
17		1:47.819	39.672	39.194	28.953	217.7	9:45:58.742								
18		1:37.675	36.344	34.483	26.848	216.8	9:47:36.417								
19		1:57.562	40.597	41.555	35.410	217.7	9:49:33.979								
20		1:48.200 P	38.793	36.881	32.526	218.1	9:51:22.179								



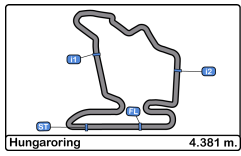


Hungaroring
Euroformula Open
Private test - 1
Best Sectors Results



Sector - 1			Sector - 2			Sector - 3			Ideal Lap vs Best Lap						
Clas	Nº	Driver	Time	Nº	Driver	Time	Nº	Driver	Time	Clas	Nº	Driver	Ideal Lap	Best Lap	Clas
1	26	Jakob Bergmeister	35.817	84	Francesco Simonazzi	33.948	19	Noel Leon	26.445	1	84	Francesco Simonazzi	1:36.441	1:36.605	1
2	84	Francesco Simonazzi	35.846	23	Bryce Aron	33.988	23	Bryce Aron	26.519	2	19	Noel Leon	1:36.449	1:36.665	2
3	19	Noel Leon	35.881	21	Josh Mason	34.063	26	Jakob Bergmeister	26.602	3	23	Bryce Aron	1:36.475	1:36.816	3
4	23	Bryce Aron	35.968	19	Noel Leon	34.123	84	Francesco Simonazzi	26.647	4	26	Jakob Bergmeister	1:36.789	1:36.869	4
5	10	Juju Noda	35.979	73	Cian Shields	34.312	21	Josh Mason	26.707	5	21	Josh Mason	1:37.107	1:37.107	5
6	20	Benjamin Berta	36.076	26	Jakob Bergmeister	34.370	73	Cian Shields	26.710	6	73	Cian Shields	1:37.186	1:37.301	6
7	73	Cian Shields	36.164	20	Benjamin Berta	34.469	20	Benjamin Berta	26.782	7	20	Benjamin Berta	1:37.327	1:37.447	7
8	21	Josh Mason	36.337	10	Juju Noda	34.728	10	Juju Noda	26.883	8	10	Juju Noda	1:37.590	1:37.666	8
9	7	Vladimir Netusil	36.816	7	Vladimir Netusil	35.732	7	Vladimir Netusil	27.565	9	7	Vladimir Netusil	1:40.113	1:40.369	9
10	21	Paolo Brajnik	36.917	212	Paolo Brajnik	35.754	212	Paolo Brajnik	27.650	10	212	Paolo Brajnik	1:40.321	1:40.886	10



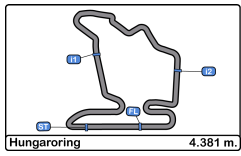


Hungaroring
Euroformula Open
Private test - 1
Best 5 Lap Times



Cls	N°	Driver	Nat	Cat	Cls	Team	Nat	Vehicle	Best 1		Best 2		Best 3		Best 4		Best 5	
									Time	Lap	Time	Lap	Time	Lap	Time	Lap	Time	Lap
1	84	Francesco				BVM Racing		Dallara F320 Spiess	1:36.605	16	1:36.671	17	1:36.804	15	1:37.124	13	1:37.145	10
2	19	Noel Leon				Team Motopark		Dallara F320 Spiess	1:36.665	5	1:37.221	6	1:42.382	7	1:44.663	4	13:44.15	2
3	23	Bryce Aron				Team Motopark		Dallara F320 Spiess	1:36.816	9	1:36.953	8	1:37.083	7	1:37.173	6	1:37.311	17
4	26	Jakob Bergmeister		R	1	Team Motopark		Dallara F320 Spiess	1:36.869	18	1:37.342	16	1:37.424	17	1:37.970	14	1:38.948	9
5	21	Josh Mason				CryptoTower Racing		Dallara F320 Spiess	1:37.107	14	1:37.562	13	1:38.030	9	1:38.228	8	1:38.447	7
6	73	Cian Shields				Team Motopark		Dallara F320 Spiess	1:37.301	16	1:37.499	10	1:37.675	18	1:37.934	9	1:38.020	8
7	20	Benjamin Berta				CryptoTower Racing		Dallara F320 Spiess	1:37.447	5	1:37.573	6	1:37.885	7	1:38.560	4	1:39.851	8
8	10	Juju Noda		R	2	Noda Racing		Dallara F320 Spiess	1:37.666	19	1:37.778	18	1:37.896	17	1:38.358	16	1:38.690	15
9	7	Vladimir Netusil		GC	1	Effective Racing		Dallara F320 HWA	1:40.369	10	1:40.703	9	1:40.917	14	1:40.986	15	1:41.589	8
10	212	Paolo Brajnik		GC	2	NV Racing		Dallara F320 Spiess	1:40.886	7	1:40.901	6	1:41.006	5	1:41.165	8	1:43.596	3





Hungaroring
Euroformula Open
Private test - 1
Best 5 Top Speeds



Clas	Nº	Driver	Nat	Cat	Cls	Team	Nat	Vehicle	Top 1		Top 2		Top 3		Top 4		Top 5		Avg
									Km/h	Lap	Km/h	Lap	Km/h	Lap	Km/h	Lap	Km/h	Lap	
1	84	Francesco Simonazzi	ITA			BVM Racing	ITA	Dallara F320 Spiess	223.6	15	220.8	11	220.8	16	220.8	17	220.8	18	221.4
2	10	Juju Noda	JPN	R	1	Noda Racing	JPN	Dallara F320 Spiess	220.8	11	220.4	12	219.9	8	219.9	9	219.9	10	220.2
3	73	Cian Shields	GBR			Team Motopark	DEU	Dallara F320 Spiess	220.8	7	219.5	6	219.0	10	219.0	11	218.6	9	219.4
4	7	Vladimir Netusil	CZE	GC	1	Effective Racing	CZE	Dallara F320 HWA	220.4	11	219.9	10	219.5	9	218.6	17	218.6	19	219.4
5	26	Jakob Bergmeister	DEU	R	2	Team Motopark	DEU	Dallara F320 Spiess	219.5	15	219.5	19	219.0	6	219.0	11	219.0	17	219.2
6	20	Benjamin Berta	HUN			CryptoTower Racing Team	JPN	Dallara F320 Spiess	219.0	8	219.0	9	218.6	7	217.7	5	217.7	6	218.4
7	23	Bryce Aron	USA			Team Motopark	DEU	Dallara F320 Spiess	219.0	20	218.6	12	218.1	16	218.1	17	218.1	18	218.4
8	19	Noel Leon	MEX			Team Motopark	DEU	Dallara F320 Spiess	218.6	6	217.7	7	216.8	5	214.2	4			216.8
9	212	Paolo Brajnik	SRB	GC	2	NV Racing	SRB	Dallara F320 Spiess	218.1	7	216.4	6	215.1	3	215.1	4	215.1	5	216.0
10	21	Josh Mason	GBR			CryptoTower Racing Team	JPN	Dallara F320 Spiess	216.8	7	216.8	8	216.8	9	216.8	10	216.8	14	216.8





Hungaroring
Euroformula Open
Private test - 1
Fastest Laps Sequence



Lap	Time of Day	Session Time	Nº Driver	Nat	Cat	Team	Nat	Vehicle	Time	Km/h
2	9:04:26.790	4:26.790	10 Juju Noda		JPN	R Noda Racing		Dallara F320 Spiess	2:10.679	120.6
5	9:21:47.902	21:47.902	23 Bryce Aron		USA	Team Motopark		Dallara F320 Spiess	1:42.269	154.2
5	9:21:51.468	21:51.468	21 Josh Mason		GBR	CryptoTower Racing Team		Dallara F320 Spiess	1:40.309	157.2
6	9:23:25.075	23:25.075	23 Bryce Aron		USA	Team Motopark		Dallara F320 Spiess	1:37.173	162.3
7	9:25:02.158	25:02.158	23 Bryce Aron		USA	Team Motopark		Dallara F320 Spiess	1:37.083	162.4
8	9:26:39.111	26:39.111	23 Bryce Aron		USA	Team Motopark		Dallara F320 Spiess	1:36.953	162.6
9	9:28:15.927	28:15.927	23 Bryce Aron		USA	Team Motopark		Dallara F320 Spiess	1:36.816	162.9
15	9:47:40.533	47:40.533	84 Francesco Simonazzi		ITA	BVM Racing		Dallara F320 Spiess	1:36.804	162.9
5	9:48:49.374	48:49.374	19 Noel Leon		MEX	Team Motopark		Dallara F320 Spiess	1:36.665	163.1
16	9:49:17.138	49:17.138	84 Francesco Simonazzi		ITA	BVM Racing		Dallara F320 Spiess	1:36.605	163.2



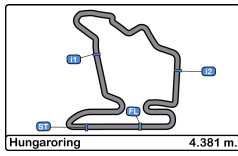


Hungaroring
Euroformula Open
Private test - 1
Event Best Maximum Speed



N°	Driver	Nat	Cat	Clas	Team	Nat	Vehicle	Km/h	Session
84	Francesco Simonazzi		ITA		BVM Racing		Dallara F320 Spiess	223.6	Private test - 1
73	Cian Shields		GBR		Team Motopark		Dallara F320 Spiess	220.8	Private test - 1
10	Juju Noda		JPN	R 1	Noda Racing		Dallara F320 Spiess	220.8	Private test - 1
7	Vladimir Netusil		CZE	GC 1	Effective Racing		Dallara F320 HWA	220.4	Private test - 1
26	Jakob Bergmeister		DEU	R 2	Team Motopark		Dallara F320 Spiess	219.5	Private test - 1
20	Benjamin Berta		HUN		CryptoTower Racing Team		Dallara F320 Spiess	219.0	Private test - 1
23	Bryce Aron		USA		Team Motopark		Dallara F320 Spiess	219.0	Private test - 1
19	Noel Leon		MEX		Team Motopark		Dallara F320 Spiess	218.6	Private test - 1
212	Paolo Brajnik		SRB	GC 2	NV Racing		Dallara F320 Spiess	218.1	Private test - 1
21	Josh Mason		GBR		CryptoTower Racing Team		Dallara F320 Spiess	216.8	Private test - 1





Hungaroring
Euroformula Open
Private test - 1
Pit Stop Analysis



7 Vladimir Netusil Dallara F320 HWA
 GC Effective Racing

N°	In Day Time	In Time	Out Time	Pit Time	T. Pit Time	Handicap	Diff.
1	9:04:27.151	9:04:27.151	9:09:45.451	5:18.300	5:18.300		
2	9:13:34.220	9:13:34.220	9:18:39.243	5:05.023	10:23.323		
3	9:30:36.368	9:30:36.368	9:39:18.289	8:41.921	19:05.244		

10 Juju Noda Dallara F320 Spiess
 Rookie Noda Racing

N°	In Day Time	In Time	Out Time	Pit Time	T. Pit Time	Handicap	Diff.
1	9:04:24.219	9:04:24.219	9:09:48.921	5:24.702	5:24.702		
2	9:11:56.484	9:11:56.484	9:18:16.639	6:20.155	11:44.857		
3	9:33:51.732	9:33:51.732	9:39:53.525	6:01.793	17:46.650		

19 Noel Leon Dallara F320 Spiess
 Team Motopark

N°	In Day Time	In Time	Out Time	Pit Time	T. Pit Time	Handicap	Diff.
1	9:02:44.872	9:02:44.872	9:09:34.035	6:49.163	6:49.163		
2	9:16:07.763	9:16:07.763	9:43:44.119	27:36.356	34:25.519		

20 Benjamin Berta Dallara F320 Spiess
 CryptoTower Racing Team

N°	In Day Time	In Time	Out Time	Pit Time	T. Pit Time	Handicap	Diff.
1	9:34:13.555	9:34:13.555	9:38:06.137	3:52.582	3:52.582		

21 Josh Mason Dallara F320 Spiess
 CryptoTower Racing Team

N°	In Day Time	In Time	Out Time	Pit Time	T. Pit Time	Handicap	Diff.
1	9:02:33.663	9:02:33.663	9:09:27.826	6:54.163	6:54.163		
2	9:13:26.167	9:13:26.167	9:18:24.784	4:58.617	11:52.780		
3	9:30:05.190	9:30:05.190	9:36:16.961	6:11.771	18:04.551		
4	9:46:39.460	9:46:39.460	9:49:15.411	2:35.951	20:40.502		

23 Bryce Aron Dallara F320 Spiess
 Team Motopark

N°	In Day Time	In Time	Out Time	Pit Time	T. Pit Time	Handicap	Diff.
1	9:02:40.371	9:02:40.371	9:09:25.955	6:45.584	6:45.584		
2	9:13:09.996	9:13:09.996	9:18:22.595	5:12.599	11:58.183		
3	9:33:19.860	9:33:19.860	9:38:30.575	5:10.715	17:08.898		

26 Jakob Bergmeister Dallara F320 Spiess
 Rookie Team Motopark

N°	In Day Time	In Time	Out Time	Pit Time	T. Pit Time	Handicap	Diff.
1	9:02:52.383	9:02:52.383	9:09:41.159	6:48.776	6:48.776		
2	9:13:32.113	9:13:32.113	9:18:29.891	4:57.778	11:46.554		
3	9:32:04.966	9:32:04.966	9:38:11.048	6:06.082	17:52.636		

73 Cian Shields Dallara F320 Spiess
 Team Motopark

N°	In Day Time	In Time	Out Time	Pit Time	T. Pit Time	Handicap	Diff.
1	9:02:56.677	9:02:56.677	9:09:36.399	6:39.722	6:39.722		
2	9:13:27.821	9:13:27.821	9:18:34.326	5:06.505	11:46.227		
3	9:35:13.921	9:35:13.921	9:39:14.430	4:00.509	15:46.736		

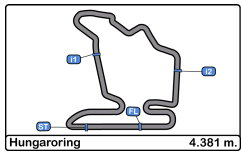
84 Francesco Simonazzi Dallara F320 Spiess
 BVM Racing

N°	In Day Time	In Time	Out Time	Pit Time	T. Pit Time	Handicap	Diff.
1	9:12:07.460	9:12:07.460	9:18:19.725	6:12.265	6:12.265		
2	9:35:19.509	9:35:19.509	9:41:12.814	5:53.305	12:05.570		

212 Paolo Brajnik Dallara F320 Spiess
 GC NV Racing

N°	In Day Time	In Time	Out Time	Pit Time	T. Pit Time	Handicap	Diff.
1	9:12:10.957	9:12:10.957	9:18:36.488	6:25.531	6:25.531		
2	9:32:29.145	9:32:29.145	9:38:16.669	5:47.524	12:13.055		

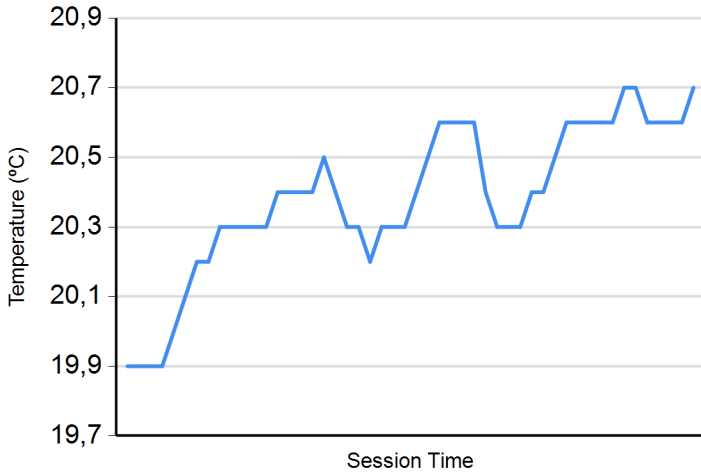




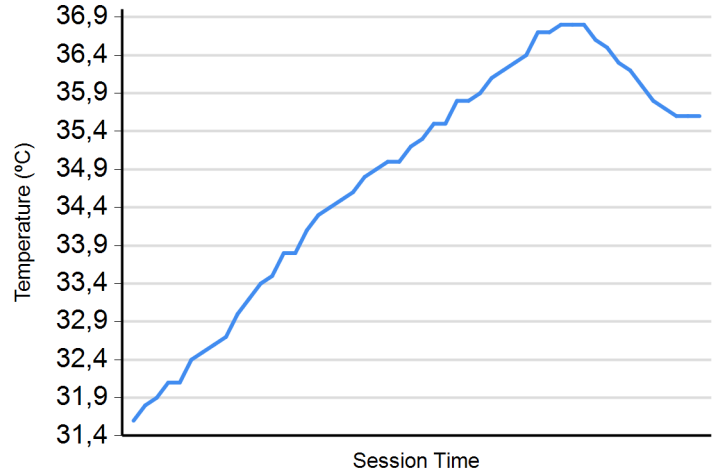
Hungaroring
Euroformula Open
Private test - 1
Weather Report



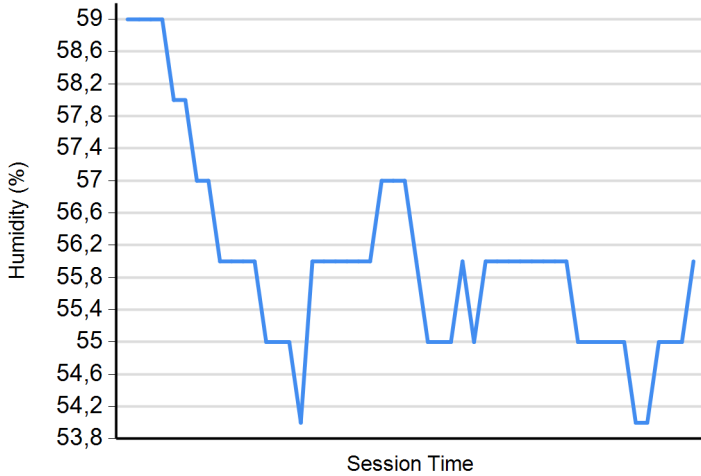
Air Temperature



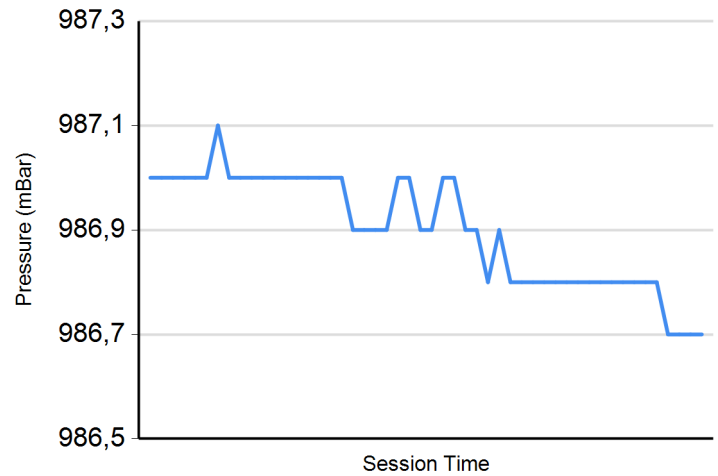
Track Temperature



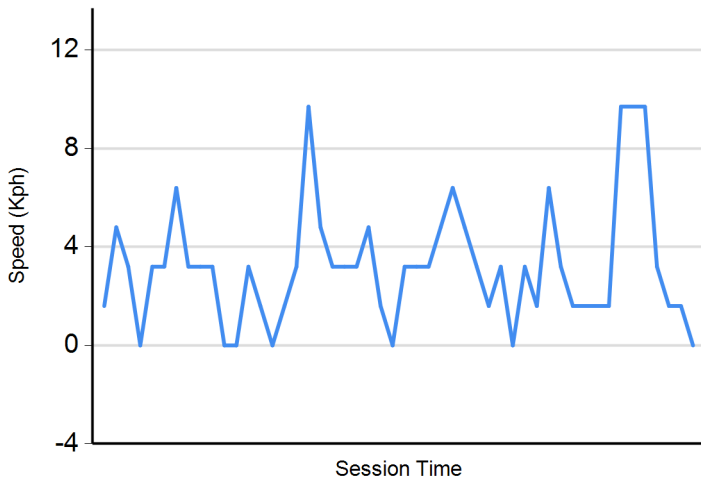
Humidity



Pressure



Wind Speed



Wind direction

North = 0°/360° Est = 90° South = 180° West= 270°

