



Hungaroring
Euroformula Open
Private test - 3
Provisional Results



| Clas | Nº | Driver | Nat | Cat | Clas | Team | Nat | Vehicle | Laps | Best | Time | Gap | Interval | Km/h |
|------|-----|---------------------|-----|-----|------|-------------------------|-----|---------------------|------|------|----------|--------|----------|-------|
| 1 | 10 | Juju Noda | | R | 1 | Noda Racing | | Dallara F320 Spiess | 21 | 10 | 1:36.300 | | | 163.7 |
| 2 | 84 | Francesco Simonazzi | | | | BVM Racing | | Dallara F320 Spiess | 19 | 3 | 1:36.847 | 0.547 | 0.547 | 162.8 |
| 3 | 23 | Bryce Aron | | | | Team Motopark | | Dallara F320 Spiess | 14 | 10 | 1:36.854 | 0.554 | 0.007 | 162.8 |
| 4 | 73 | Cian Shields | | | | Team Motopark | | Dallara F320 Spiess | 17 | 16 | 1:37.220 | 0.920 | 0.366 | 162.2 |
| 5 | 21 | Josh Mason | | | | CryptoTower Racing Team | | Dallara F320 Spiess | 13 | 12 | 1:37.246 | 0.946 | 0.026 | 162.1 |
| 6 | 26 | Jakob Bergmeister | | R | 2 | Team Motopark | | Dallara F320 Spiess | 18 | 11 | 1:37.257 | 0.957 | 0.011 | 162.1 |
| 7 | 20 | Benjamin Berta | | | | CryptoTower Racing Team | | Dallara F320 Spiess | 15 | 3 | 1:37.322 | 1.022 | 0.065 | 162.0 |
| 8 | 7 | Vladimir Netusil | | GC | 1 | Effective Racing | | Dallara F320 HWA | 18 | 5 | 1:37.849 | 1.549 | 0.527 | 161.1 |
| 9 | 212 | Paolo Brajnik | | GC | 2 | NV Racing | | Dallara F320 Spiess | 15 | 5 | 1:38.963 | 2.663 | 1.114 | 159.3 |
| 10 | 19 | Noel Leon | | | | Team Motopark | | Dallara F320 Spiess | 8 | 7 | 1:49.490 | 13.190 | 10.527 | 144.0 |

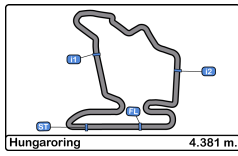
Published at:.....

Track Temp: 50.8 °C Air Temp: 24.1 °C Humidity: 38 % Track Status: DRY

Race Director:

Timekeeper:





Hungaroring
Euroformula Open
Private test - 3
Provisional Results by Category



| Rookie | | | | | | | | | | | | | | |
|--------|----|-------------------|-----|-----|------|---------------|-----|---------------------|------|------|----------|-------|----------|-------|
| Clas | Nº | Driver | Nat | Cat | Clas | Team | Nat | Vehicle | Laps | Best | Time | Gap | Interval | Km/h |
| 1 | 10 | Juju Noda | | R | 1 | Noda Racing | | Dallara F320 Spiess | 21 | 10 | 1:36.300 | | | 163.7 |
| 2 | 26 | Jakob Bergmeister | | R | 2 | Team Motopark | | Dallara F320 Spiess | 18 | 11 | 1:37.257 | 0.957 | 0.957 | 162.1 |

| GC | | | | | | | | | | | | | | |
|------|-----|------------------|-----|-----|------|------------------|-----|---------------------|------|------|----------|-------|----------|-------|
| Clas | Nº | Driver | Nat | Cat | Clas | Team | Nat | Vehicle | Laps | Best | Time | Gap | Interval | Km/h |
| 1 | 7 | Vladimir Netusil | | GC | 1 | Effective Racing | | Dallara F320 HWA | 18 | 5 | 1:37.849 | | | 161.1 |
| 2 | 212 | Paolo Brajnik | | GC | 2 | NV Racing | | Dallara F320 Spiess | 15 | 5 | 1:38.963 | 1.114 | 1.114 | 159.3 |

| Clas | Nº | Driver | Nat | Cat | Clas | Team | Nat | Vehicle | Laps | Best | Time | Gap | Interval | Km/h |
|------|----|---------------------|-----|-----|------|-------------------------|-----|---------------------|------|------|----------|--------|----------|-------|
| 1 | 84 | Francesco Simonazzi | | | | BVM Racing | | Dallara F320 Spiess | 19 | 3 | 1:36.847 | | | 162.8 |
| 2 | 23 | Bryce Aron | | | | Team Motopark | | Dallara F320 Spiess | 14 | 10 | 1:36.854 | 0.007 | 0.007 | 162.8 |
| 3 | 73 | Cian Shields | | | | Team Motopark | | Dallara F320 Spiess | 17 | 16 | 1:37.220 | 0.373 | 0.366 | 162.2 |
| 4 | 21 | Josh Mason | | | | CryptoTower Racing Team | | Dallara F320 Spiess | 13 | 12 | 1:37.246 | 0.399 | 0.026 | 162.1 |
| 5 | 20 | Benjamin Berta | | | | CryptoTower Racing Team | | Dallara F320 Spiess | 15 | 3 | 1:37.322 | 0.475 | 0.076 | 162.0 |
| 6 | 19 | Noel Leon | | | | Team Motopark | | Dallara F320 Spiess | 8 | 7 | 1:49.490 | 12.643 | 12.168 | 144.0 |

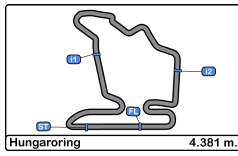
Published at:.....

Track Temp: 50.8 °C Air Temp: 24.1 °C Humidity: 38 % Track Status: DRY

Race Director:

Timekeeper:





Hungaroring
Euroformula Open
Private test - 3
Lap Analysis



7 Vladimir Netusil Dallara F320 HWA **20** Benjamin Berta Dallara F320 Spiess

| GC | | | | | | | Effective Racing | | | | | | CryptoTower Racing Team | | | |
|-----|---|-----------------|---------------|---------------|---------------|--------|------------------|--|---|-----------------|---------------|---------------|-------------------------|--------|--------------|--|
| Lap | D | Time | Sector 1 | Sector 2 | Sector 3 | T. Spd | Elapsed | Lap | D | Time | Sector 1 | Sector 2 | Sector 3 | T. Spd | Elapsed | |
| 1 | | 14:03:26.695 P | 14:01:55.738 | 50.401 | 40.556 | | 14:03:26.695 | 1 | | 14:08:05.741 P | 14:06:52.531 | 39.921 | 33.289 | | 14:08:05.741 | |
| 2 | | 9:15.507 | 8:09.619 | 37.492 | 28.396 | | 14:12:42.202 | 2 | | 2:19.010 | 1:15.090 | 35.179 | 28.741 | | 14:10:24.751 | |
| 3 | | 1:40.254 | 37.036 | 35.999 | 27.219 | | 14:14:22.456 | 3 | | 1:37.322 | 36.094 | 34.343 | 26.885 | | 14:12:02.073 | |
| 4 | | 1:38.537 | 36.580 | 34.845 | 27.112 | | 14:16:00.993 | 4 | | 1:50.594 P | 39.976 | 37.349 | 33.269 | | 14:13:52.667 | |
| 5 | | 1:37.849 | 36.438 | 34.544 | 26.867 | | 14:17:38.842 | 5 | | 4:51.093 | 3:43.756 | 37.495 | 29.842 | | 14:18:43.760 | |
| 6 | | 1:38.319 | 36.408 | 34.768 | 27.143 | | 14:19:17.161 | 6 | | 1:37.700 | 36.316 | 34.387 | 26.997 | | 14:20:21.460 | |
| 7 | | 1:38.112 | 36.473 | 34.568 | 27.071 | | 14:20:55.273 | 7 | | 1:52.125 | 41.530 | 41.090 | 29.505 | | 14:22:13.585 | |
| 8 | | 1:38.219 | 36.476 | 34.584 | 27.159 | | 14:22:33.492 | 8 | | 1:38.366 | 36.176 | 34.373 | 27.817 | | 14:23:51.951 | |
| 9 | | 1:38.423 | 36.502 | 34.621 | 27.300 | | 14:24:11.915 | 9 | | 1:56.525 | 41.551 | 46.778 | 28.196 | | 14:25:48.476 | |
| 10 | | 1:44.861 P | 36.538 | 34.991 | 33.332 | | 14:25:56.776 | 10 | | 1:45.664 P | 36.192 | 34.744 | 34.728 | | 14:27:34.140 | |
| 11 | | 4:15.257 | 3:12.217 | 35.287 | 27.753 | | 14:30:12.033 | 11 | | 4:15.661 P | 2:58.857 | 40.596 | 36.208 | | 14:31:49.801 | |
| 12 | | 1:39.387 | 37.115 | 35.047 | 27.225 | | 14:31:51.420 | 12 | | 3:14.257 | 2:06.814 | 38.094 | 29.349 | | 14:35:04.058 | |
| 13 | | 1:38.526 | 36.344 | 35.022 | 27.160 | | 14:33:29.946 | 13 | | 1:44.695 | 36.191 | 38.139 | 30.365 | | 14:36:48.753 | |
| 14 | | 1:43.837 P | 36.622 | 35.449 | 31.766 | | 14:35:13.783 | 14 | | 1:50.310 P | 36.112 | 36.741 | 37.457 | | 14:38:39.063 | |
| 15 | | 8:19.623 | 7:16.382 | 35.716 | 27.525 | | 14:43:33.406 | 15 | | 2:25.116 P | 1:13.382 | 35.679 | 36.055 | | 14:41:04.179 | |
| 16 | | 1:38.659 | 36.774 | 34.819 | 27.066 | | 14:45:12.065 | 21 Josh Mason Dallara F320 Spiess | | | | | | | | |
| 17 | | 1:38.476 | 36.407 | 34.863 | 27.206 | | 14:46:50.541 | CryptoTower Racing Team | | | | | | | | |
| 18 | | 1:47.543 P | 36.545 | 35.295 | 35.703 | | 14:48:38.084 | | | | | | | | | |

| GC | | | | | | | Effective Racing | | | | | | | | |
|-----|---|-----------------|---------------|---------------|---------------|--------|------------------|-----|---|-----------------|---------------|---------------|---------------|--------|--------------|
| Lap | D | Time | Sector 1 | Sector 2 | Sector 3 | T. Spd | Elapsed | Lap | D | Time | Sector 1 | Sector 2 | Sector 3 | T. Spd | Elapsed |
| 1 | | 14:02:15.854 P | 14:00:56.963 | 39.730 | 39.161 | | 14:02:15.854 | 1 | | 14:03:13.334 P | 14:01:58.042 | 38.864 | 36.428 | | 14:03:13.334 |
| 2 | | 2:30.110 P | 1:11.825 | 38.636 | 39.649 | | 14:04:45.964 | 2 | | 2:34.919 | 1:20.350 | 42.454 | 32.115 | | 14:05:48.253 |
| 3 | | 5:04.951 | 3:58.103 | 39.151 | 27.697 | | 14:09:50.915 | 3 | | 1:51.911 P | 40.515 | 37.683 | 33.713 | | 14:07:40.164 |
| 4 | | 1:37.233 | 36.046 | 34.658 | 26.529 | | 14:11:28.148 | 4 | | 6:09.212 P | 4:55.085 | 38.928 | 35.199 | | 14:13:49.376 |
| 5 | | 1:36.658 | 35.840 | 34.150 | 26.668 | | 14:13:04.806 | 5 | | 2:32.137 | 1:21.284 | 40.871 | 29.982 | | 14:16:21.513 |
| 6 | | 1:36.696 | 35.718 | 34.305 | 26.673 | | 14:14:41.502 | 6 | | 1:46.500 P | 38.491 | 36.266 | 31.743 | | 14:18:08.013 |
| 7 | | 1:49.988 P | 35.905 | 34.651 | 39.432 | | 14:16:31.490 | 7 | | 5:59.921 | 4:57.162 | 35.604 | 27.155 | | 14:24:07.934 |
| 8 | | 4:55.353 | 3:51.540 | 36.927 | 26.886 | | 14:21:26.843 | 8 | | 1:37.612 | 36.216 | 34.713 | 26.683 | | 14:25:45.546 |
| 9 | | 1:36.518 | 35.937 | 34.207 | 26.374 | | 14:23:03.361 | 9 | | 1:54.081 P | 36.289 | 40.803 | 36.989 | | 14:27:39.627 |
| 10 | | 1:36.300 | 35.972 | 33.883 | 26.445 | | 14:24:39.661 | 10 | | 5:08.452 | 4:06.589 | 34.893 | 26.970 | | 14:32:48.079 |
| 11 | | 1:36.322 | 35.808 | 34.164 | 26.350 | | 14:26:15.983 | 11 | | 1:37.287 | 36.057 | 34.237 | 26.993 | | 14:34:25.366 |
| 12 | | 1:57.443 P | 37.893 | 41.125 | 38.425 | | 14:28:13.426 | 12 | | 1:37.246 | 36.169 | 34.224 | 26.853 | | 14:36:02.612 |
| 13 | | 6:19.391 | 5:14.329 | 37.592 | 27.470 | | 14:34:32.817 | 13 | | 1:42.111 P | 36.077 | 34.461 | 31.573 | | 14:37:44.723 |

| GC | | | | | | | Effective Racing | | | | | | | | |
|-----|---|-------------------|---------------|---------------|---------------|--------|------------------|--|---|-----------------|---------------|---------------|---------------|--------|--------------|
| Lap | D | Time | Sector 1 | Sector 2 | Sector 3 | T. Spd | Elapsed | Lap | D | Time | Sector 1 | Sector 2 | Sector 3 | T. Spd | Elapsed |
| 1 | | 14:06:39.294 P | 14:05:28.526 | 38.583 | 32.185 | | 14:06:39.294 | 23 Bryce Aron Dallara F320 Spiess | | | | | | | |
| 2 | | 3:00.167 P | 1:43.649 | 43.878 | 32.640 | | 14:09:39.461 | Team Motopark | | | | | | | |
| 3 | | 5:56.433 P | 4:36.472 | 41.454 | 38.507 | | 14:15:35.894 | 1 | | 14:11:15.486 P | 14:10:02.010 | 38.950 | 34.526 | | 14:11:15.486 |
| 4 | | 2:37.124 P | 1:27.825 | 38.003 | 31.296 | | 14:18:13.018 | 2 | | 2:25.721 | 1:14.905 | 41.445 | 29.371 | | 14:13:41.207 |
| 5 | | 13:09.353 P | 12:02.836 | 35.796 | 30.721 | | 14:31:22.371 | 3 | | 1:49.264 P | 37.777 | 35.871 | 35.616 | | 14:15:30.471 |
| 6 | | 2:35.326 | 1:20.068 | 42.041 | 33.217 | | 14:33:57.697 | 4 | | 2:25.979 P | 1:12.568 | 39.112 | 34.299 | | 14:17:56.450 |
| 7 | | 1:49.490 P | 37.128 | 39.188 | 33.174 | | 14:35:47.187 | 5 | | 5:58.375 | 4:45.477 | 40.927 | 31.971 | | 14:23:54.825 |
| 8 | | 2:24.981 P | 1:14.820 | 39.333 | 30.828 | | 14:38:12.168 | 6 | | 1:50.500 P | 39.710 | 37.400 | 33.390 | | 14:25:45.325 |
| | | | | | | | | 7 | | 2:30.906 P | 1:14.881 | 37.590 | 38.435 | | 14:28:16.231 |
| | | | | | | | | 8 | | 7:52.111 | 6:46.015 | 38.238 | 27.858 | | 14:36:08.342 |
| | | | | | | | | 9 | | 1:42.445 | 39.497 | 35.573 | 27.375 | | 14:37:50.787 |
| | | | | | | | | 10 | | 1:36.854 | 35.932 | 34.049 | 26.873 | | 14:39:27.641 |
| | | | | | | | | 11 | | 1:39.552 | 36.088 | 35.051 | 28.413 | | 14:41:07.193 |
| | | | | | | | | 12 | | 1:41.542 | 36.684 | 36.881 | 27.977 | | 14:42:48.735 |
| | | | | | | | | 13 | | 1:37.010 | 36.045 | 34.302 | 26.663 | | 14:44:25.745 |
| | | | | | | | | 14 | | 1:42.866 P | 36.163 | 34.983 | 31.720 | | 14:46:08.611 |

| GC | | | | | | | Effective Racing | | | | | | | | |
|-----|---|-------------------|---------------|---------------|---------------|--------|------------------|-----|---|------|----------|----------|----------|--------|---------|
| Lap | D | Time | Sector 1 | Sector 2 | Sector 3 | T. Spd | Elapsed | Lap | D | Time | Sector 1 | Sector 2 | Sector 3 | T. Spd | Elapsed |
| 1 | | 14:06:39.294 P | 14:05:28.526 | 38.583 | 32.185 | | 14:06:39.294 | | | | | | | | |
| 2 | | 3:00.167 P | 1:43.649 | 43.878 | 32.640 | | 14:09:39.461 | | | | | | | | |
| 3 | | 5:56.433 P | 4:36.472 | 41.454 | 38.507 | | 14:15:35.894 | | | | | | | | |
| 4 | | 2:37.124 P | 1:27.825 | 38.003 | 31.296 | | 14:18:13.018 | | | | | | | | |
| 5 | | 13:09.353 P | 12:02.836 | 35.796 | 30.721 | | 14:31:22.371 | | | | | | | | |
| 6 | | 2:35.326 | 1:20.068 | 42.041 | 33.217 | | 14:33:57.697 | | | | | | | | |
| 7 | | 1:49.490 P | 37.128 | 39.188 | 33.174 | | 14:35:47.187 | | | | | | | | |
| 8 | | 2:24.981 P | 1:14.820 | 39.333 | 30.828 | | 14:38:12.168 | | | | | | | | |





Hungaroring
Euroformula Open
Private test - 3
Lap Analysis



26

Jakob Bergmeister

Dallara F320 Spiess

84

Francesco Simonazzi

Dallara F320 Spiess

Rookie

Team Motopark

BVM Racing

| Lap | D | Time | Sector 1 | Sector 2 | Sector 3 | T. Spd | Elapsed | Lap | D | Time | Sector 1 | Sector 2 | Sector 3 | T. Spd | Elapsed |
|-----|---|--------------|--------------|----------|----------|--------|--------------|-----|---|----------------|--------------|----------|----------|--------|--------------|
| 1 | | 14:05:44.597 | 14:04:38.532 | 38.181 | 27.884 | | 14:05:44.597 | 1 | | 14:05:22.453 P | 14:03:57.597 | 39.365 | 45.491 | | 14:05:22.453 |
| 2 | | 1:50.615 P | 37.060 | 35.618 | 37.937 | | 14:07:35.212 | 2 | | 2:29.673 | 1:28.096 | 34.580 | 26.997 | | 14:07:52.126 |
| 3 | | 2:43.559 P | 1:16.475 | 43.496 | 43.588 | | 14:10:18.771 | 3 | | 1:36.847 | 35.870 | 34.202 | 26.775 | | 14:09:28.973 |
| 4 | | 6:03.138 P | 4:50.721 | 35.881 | 36.536 | | 14:16:21.909 | 4 | | 1:37.731 | 35.970 | 34.714 | 27.047 | | 14:11:06.704 |
| 5 | | 2:40.107 P | 1:18.172 | 39.959 | 41.976 | | 14:19:02.016 | 5 | | 1:54.659 | 44.001 | 41.877 | 28.781 | | 14:13:01.363 |
| 6 | | 4:36.788 P | 3:24.081 | 36.145 | 36.562 | | 14:23:38.804 | 6 | | 1:36.847 | 35.956 | 34.112 | 26.779 | | 14:14:38.210 |
| 7 | | 2:33.394 | 1:17.813 | 44.878 | 30.703 | | 14:26:12.198 | 7 | | 1:45.087 P | 36.088 | 34.933 | 34.066 | | 14:16:23.297 |
| 8 | | 2:07.018 P | 44.541 | 42.487 | 39.990 | | 14:28:19.216 | 8 | | 8:43.847 | 7:39.027 | 37.457 | 27.363 | | 14:25:07.144 |
| 9 | | 4:53.041 | 3:46.872 | 38.156 | 28.013 | | 14:33:12.257 | 9 | | 1:37.376 | 35.938 | 34.457 | 26.981 | | 14:26:44.520 |
| 10 | | 1:39.391 | 36.986 | 35.446 | 26.959 | | 14:34:51.648 | 10 | | 1:37.468 | 36.067 | 34.411 | 26.990 | | 14:28:21.988 |
| 11 | | 1:37.257 | 36.062 | 34.410 | 26.785 | | 14:36:28.905 | 11 | | 1:36.949 | 35.977 | 34.101 | 26.871 | | 14:29:58.937 |
| 12 | | 1:43.315 | 36.217 | 35.547 | 31.551 | | 14:38:12.220 | 12 | | 1:42.235 P | 35.965 | 34.587 | 31.683 | | 14:31:41.172 |
| 13 | | 1:38.165 | 36.049 | 34.802 | 27.314 | | 14:39:50.385 | 13 | | 9:08.854 | 8:04.500 | 36.389 | 27.965 | | 14:40:50.026 |
| 14 | | 1:50.418 | 39.382 | 38.408 | 32.628 | | 14:41:40.803 | 14 | | 1:37.567 | 36.291 | 34.171 | 27.105 | | 14:42:27.593 |
| 15 | | 1:40.816 | 36.903 | 36.127 | 27.786 | | 14:43:21.619 | 15 | | 1:37.604 | 36.159 | 34.394 | 27.051 | | 14:44:05.197 |
| 16 | | 1:41.316 | 37.093 | 37.070 | 27.153 | | 14:45:02.935 | 16 | | 1:41.133 P | 36.131 | 34.278 | 30.724 | | 14:45:46.330 |
| 17 | | 1:37.594 | 36.231 | 34.555 | 26.808 | | 14:46:40.529 | 17 | | 2:24.120 | 1:22.073 | 35.066 | 26.981 | | 14:48:10.450 |
| 18 | | 1:54.677 P | 41.348 | 36.478 | 36.851 | | 14:48:35.206 | 18 | | 1:37.918 | 36.065 | 34.893 | 26.960 | | 14:49:48.368 |
| 19 | | | | | | | | 19 | | 2:24.114 P | 36.028 | 1:09.486 | 38.600 | | 14:52:12.482 |

73

Cian Shields

Dallara F320 Spiess

212

Paolo Brajnik

Dallara F320 Spiess

Team Motopark

GC

NV Racing

| Lap | D | Time | Sector 1 | Sector 2 | Sector 3 | T. Spd | Elapsed | Lap | D | Time | Sector 1 | Sector 2 | Sector 3 | T. Spd | Elapsed |
|-----|---|--------------|--------------|----------|----------|--------|--------------|-----|---|--------------|--------------|----------|----------|--------|--------------|
| 1 | | 14:12:42.135 | 14:11:33.667 | 39.322 | 29.146 | | 14:12:42.135 | 1 | | 14:03:28.443 | 14:02:20.575 | 38.657 | 29.211 | | 14:03:28.443 |
| 2 | | 1:43.147 | 38.818 | 36.560 | 27.769 | | 14:14:25.282 | 2 | | 1:42.738 | 37.746 | 36.690 | 28.302 | | 14:05:11.181 |
| 3 | | 1:37.513 | 36.134 | 34.605 | 26.774 | | 14:16:02.795 | 3 | | 1:39.598 | 36.886 | 35.391 | 27.321 | | 14:06:50.779 |
| 4 | | 1:44.954 P | 37.442 | 34.601 | 32.911 | | 14:17:47.749 | 4 | | 1:39.176 | 36.816 | 35.003 | 27.357 | | 14:08:29.955 |
| 5 | | 7:01.599 | 6:00.001 | 34.798 | 26.800 | | 14:24:49.348 | 5 | | 1:38.963 | 36.640 | 35.071 | 27.252 | | 14:10:08.918 |
| 6 | | 1:41.450 P | 36.341 | 34.199 | 30.910 | | 14:26:30.798 | 6 | | 1:41.613 | 36.911 | 36.378 | 28.324 | | 14:11:50.531 |
| 7 | | 6:12.934 | 5:11.793 | 34.492 | 26.649 | | 14:32:43.732 | 7 | | 2:09.972 P | 36.780 | 51.822 | 41.370 | | 14:14:00.503 |
| 8 | | 1:47.933 P | 36.959 | 34.303 | 36.671 | | 14:34:31.665 | 8 | | 13:31.318 | 12:18.930 | 41.864 | 30.524 | | 14:27:31.821 |
| 9 | | 3:48.816 | 2:47.567 | 34.428 | 26.821 | | 14:38:20.481 | 9 | | 1:41.435 | 37.756 | 36.076 | 27.603 | | 14:29:13.256 |
| 10 | | 1:37.677 | 36.196 | 34.445 | 27.036 | | 14:39:58.158 | 10 | | 1:42.478 | 38.599 | 35.817 | 28.062 | | 14:30:55.734 |
| 11 | | 1:38.217 | 36.279 | 34.680 | 27.258 | | 14:41:36.375 | 11 | | 1:40.239 | 36.840 | 35.921 | 27.478 | | 14:32:35.973 |
| 12 | | 1:37.501 | 36.357 | 34.246 | 26.898 | | 14:43:13.876 | 12 | | 1:55.112 P | 36.992 | 39.967 | 38.153 | | 14:34:31.085 |
| 13 | | 1:37.549 | 36.295 | 34.315 | 26.939 | | 14:44:51.425 | 13 | | 5:41.060 | 4:36.443 | 36.970 | 27.647 | | 14:40:12.145 |
| 14 | | 1:37.493 | 36.303 | 34.443 | 26.747 | | 14:46:28.918 | 14 | | 1:39.656 | 36.950 | 35.391 | 27.315 | | 14:41:51.801 |
| 15 | | 1:46.409 | 37.082 | 40.032 | 29.295 | | 14:48:15.327 | 15 | | 1:48.344 P | 36.939 | 35.344 | 36.061 | | 14:43:40.145 |
| 16 | | 1:37.220 | 36.208 | 34.188 | 26.824 | | 14:49:52.547 | | | | | | | | |
| 17 | | 1:47.694 P | 38.401 | 37.382 | 31.911 | | 14:51:40.241 | | | | | | | | |





Hungaroring
Euroformula Open
Private test - 3
Best Sectors Results



| Sector - 1 | | | Sector - 2 | | | Sector - 3 | | | Ideal Lap vs Best Lap | | | | | | |
|------------|----|---------------------|------------|-----|---------------------|------------|-----|---------------------|-----------------------|------|-----|---------------------|-----------|----------|------|
| Clas | Nº | Driver | Time | Nº | Driver | Time | Nº | Driver | Time | Clas | Nº | Driver | Ideal Lap | Best Lap | Clas |
| 1 | 10 | Juju Noda | 35.718 | 10 | Juju Noda | 33.883 | 10 | Juju Noda | 26.350 | 1 | 10 | Juju Noda | 1:35.951 | 1:36.300 | 1 |
| 2 | 84 | Francesco Simonazzi | 35.870 | 23 | Bryce Aron | 34.049 | 73 | Cian Shields | 26.649 | 2 | 23 | Bryce Aron | 1:36.644 | 1:36.854 | 3 |
| 3 | 23 | Bryce Aron | 35.932 | 84 | Francesco Simonazzi | 34.101 | 23 | Bryce Aron | 26.663 | 3 | 84 | Francesco Simonazzi | 1:36.746 | 1:36.847 | 2 |
| 4 | 26 | Jakob Bergmeister | 36.049 | 73 | Cian Shields | 34.188 | 21 | Josh Mason | 26.683 | 4 | 21 | Josh Mason | 1:36.964 | 1:37.246 | 5 |
| 5 | 21 | Josh Mason | 36.057 | 21 | Josh Mason | 34.224 | 84 | Francesco Simonazzi | 26.775 | 5 | 73 | Cian Shields | 1:36.971 | 1:37.220 | 4 |
| 6 | 20 | Benjamin Berta | 36.094 | 20 | Benjamin Berta | 34.343 | 26 | Jakob Bergmeister | 26.785 | 6 | 26 | Jakob Bergmeister | 1:37.244 | 1:37.257 | 6 |
| 7 | 73 | Cian Shields | 36.134 | 26 | Jakob Bergmeister | 34.410 | 7 | Vladimir Netusil | 26.867 | 7 | 20 | Benjamin Berta | 1:37.322 | 1:37.322 | 7 |
| 8 | 7 | Vladimir Netusil | 36.344 | 7 | Vladimir Netusil | 34.544 | 20 | Benjamin Berta | 26.885 | 8 | 7 | Vladimir Netusil | 1:37.755 | 1:37.849 | 8 |
| 9 | 21 | Paolo Brajnik | 36.640 | 212 | Paolo Brajnik | 35.003 | 212 | Paolo Brajnik | 27.252 | 9 | 212 | Paolo Brajnik | 1:38.895 | 1:38.963 | 9 |
| 10 | 19 | Noel Leon | 37.128 | 19 | Noel Leon | 35.796 | 19 | Noel Leon | 30.721 | 10 | 19 | Noel Leon | 1:43.645 | 1:49.490 | 10 |



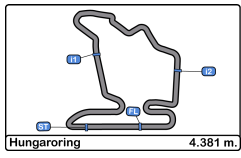


Hungaroring
Euroformula Open
Private test - 3
Best 5 Lap Times



| Cls | N° | Driver | Nat | Cat | Cls | Team | Nat | Vehicle | Best 1 | | Best 2 | | Best 3 | | Best 4 | | Best 5 | | |
|-----|-----|-------------------|-----|-----|-----|--------------------|------------------|---------------------|---------------------|----------|----------|----------|----------|----------|----------|----------|----------|----------|----|
| | | | | | | | | | Time | Lap | Time | Lap | Time | Lap | Time | Lap | Time | Lap | |
| 1 | 10 | Juju Noda | | R | 1 | Noda Racing | | Dallara F320 Spiess | 1:36.300 | 10 | 1:36.322 | 11 | 1:36.518 | 9 | 1:36.658 | 5 | 1:36.696 | 6 | |
| 2 | 84 | Francesco | | TIA | | BVM Racing | | Dallara F320 Spiess | 1:36.847 | 3 | 1:36.847 | 6 | 1:36.949 | 11 | 1:37.376 | 9 | 1:37.468 | 10 | |
| 3 | 23 | Bryce Aron | | USA | | Team Motopark | | Dallara F320 Spiess | 1:36.854 | 10 | 1:37.010 | 13 | 1:39.552 | 11 | 1:41.542 | 12 | 1:42.445 | 9 | |
| 4 | 73 | Cian Shields | | GBR | | Team Motopark | | Dallara F320 Spiess | 1:37.220 | 16 | 1:37.493 | 14 | 1:37.501 | 12 | 1:37.513 | 3 | 1:37.549 | 13 | |
| 5 | 21 | Josh Mason | | GBR | | CryptoTower Racing | | Dallara F320 Spiess | 1:37.246 | 12 | 1:37.287 | 11 | 1:37.612 | 8 | 1:42.111 | 13 | 1:46.500 | 6 | |
| 6 | 26 | Jakob Bergmeister | | DEU | R | 2 | Team Motopark | | Dallara F320 Spiess | 1:37.257 | 11 | 1:37.594 | 17 | 1:38.165 | 13 | 1:39.391 | 10 | 1:40.816 | 15 |
| 7 | 20 | Benjamin Berta | | HUN | | CryptoTower Racing | | Dallara F320 Spiess | 1:37.322 | 3 | 1:37.700 | 6 | 1:38.366 | 8 | 1:44.695 | 13 | 1:45.664 | 10 | |
| 8 | 7 | Vladimir Netusil | | CZE | GC | 1 | Effective Racing | Dallara F320 HWA | 1:37.849 | 5 | 1:38.112 | 7 | 1:38.219 | 8 | 1:38.319 | 6 | 1:38.423 | 9 | |
| 9 | 212 | Paolo Brajnik | | SRB | GC | 2 | NV Racing | Dallara F320 Spiess | 1:38.963 | 5 | 1:39.176 | 4 | 1:39.598 | 3 | 1:39.656 | 14 | 1:40.239 | 11 | |
| 10 | 19 | Noel Leon | | MEX | | Team Motopark | | Dallara F320 Spiess | 1:49.490 | 7 | 2:24.981 | 8 | 2:35.326 | 6 | 2:37.124 | 4 | 3:00.167 | 2 | |





Hungaroring
Euroformula Open
Private test - 3
Best 5 Top Speeds



Top 1 Top 2 Top 3 Top 4 Top 5

| Clas | Nº | Driver | Nat | Cat | Cls | Team | Nat | Vehicle | Km/h | Lap | Km/h | Lap | Km/h | Lap | Km/h | Lap | Km/h | Lap | Avg |
|-------------|-----------|---------------|------------|------------|------------|-------------|------------|----------------|-------------|------------|-------------|------------|-------------|------------|-------------|------------|-------------|------------|------------|
|-------------|-----------|---------------|------------|------------|------------|-------------|------------|----------------|-------------|------------|-------------|------------|-------------|------------|-------------|------------|-------------|------------|------------|





Hungaroring
Euroformula Open
Private test - 3
Fastest Laps Sequence



| Lap | Time of Day | Session Time | Nº Driver | Nat | Cat | Team | Nat | Vehicle | Time | Km/h |
|-----|--------------|--------------|------------------------|-----|-----|---------------|-----|-------------------------|----------|-------|
| 2 | 14:04:45.964 | 4:45.964 | 10 Juju Noda | | JPN | R Noda Racing | | JPN Dallara F320 Spiess | 2:30.110 | 105.0 |
| 2 | 14:05:11.181 | 5:11.181 | 212 Paolo Brajnik | | SRB | GC NV Racing | | SRB Dallara F320 Spiess | 1:42.738 | 153.5 |
| 3 | 14:06:50.779 | 6:50.779 | 212 Paolo Brajnik | | SRB | GC NV Racing | | SRB Dallara F320 Spiess | 1:39.598 | 158.3 |
| 4 | 14:08:29.955 | 8:29.955 | 212 Paolo Brajnik | | SRB | GC NV Racing | | SRB Dallara F320 Spiess | 1:39.176 | 159.0 |
| 3 | 14:09:28.973 | 9:28.973 | 84 Francesco Simonazzi | | ITA | BVM Racing | | ITA Dallara F320 Spiess | 1:36.847 | 162.8 |
| 5 | 14:13:04.806 | 13:04.806 | 10 Juju Noda | | JPN | R Noda Racing | | JPN Dallara F320 Spiess | 1:36.658 | 163.1 |
| 9 | 14:23:03.361 | 23:03.361 | 10 Juju Noda | | JPN | R Noda Racing | | JPN Dallara F320 Spiess | 1:36.518 | 163.4 |
| 10 | 14:24:39.661 | 24:39.661 | 10 Juju Noda | | JPN | R Noda Racing | | JPN Dallara F320 Spiess | 1:36.300 | 163.7 |



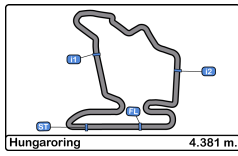


Hungaroring
Euroformula Open
Private test - 3
Event Best Maximum Speed



| N° | Driver | Nat | Cat | Clas | Team | Nat | Vehicle | Km/h | Session |
|-----|---------------------|-----|-----|------|-------------------------|-----|---------------------|-------|------------------|
| 84 | Francesco Simonazzi | | ITA | | BVM Racing | | Dallara F320 Spiess | 223.6 | Private test - 1 |
| 20 | Benjamin Berta | | HUN | | CryptoTower Racing Team | | Dallara F320 Spiess | 221.3 | Private test - 2 |
| 73 | Cian Shields | | GBR | | Team Motopark | | Dallara F320 Spiess | 220.8 | Private test - 1 |
| 10 | Juju Noda | | JPN | R 1 | Noda Racing | | Dallara F320 Spiess | 220.8 | Private test - 1 |
| 7 | Vladimir Netusil | | CZE | GC 1 | Effective Racing | | Dallara F320 HWA | 220.4 | Private test - 1 |
| 26 | Jakob Bergmeister | | DEU | R 2 | Team Motopark | | Dallara F320 Spiess | 220.4 | Private test - 2 |
| 23 | Bryce Aron | | USA | | Team Motopark | | Dallara F320 Spiess | 219.0 | Private test - 1 |
| 19 | Noel Leon | | MEX | | Team Motopark | | Dallara F320 Spiess | 219.0 | Private test - 2 |
| 212 | Paolo Brajnik | | SRB | GC 2 | NV Racing | | Dallara F320 Spiess | 218.1 | Private test - 1 |
| 21 | Josh Mason | | GBR | | CryptoTower Racing Team | | Dallara F320 Spiess | 217.7 | Private test - 2 |





Hungaroring
Euroformula Open
Private test - 3
Pit Stop Analysis



7 Vladimir Netusil Dallara F320 HWA
 GC Effective Racing

| N° | In Day Time | In Time | Out Time | Pit Time | T. Pit Time | Handicap | Diff. |
|----|--------------|--------------|--------------|----------|-------------|----------|-------|
| 1 | 14:03:23.687 | 14:03:23.687 | 14:10:58.545 | 7:34.858 | 7:34.858 | | |
| 2 | 14:25:54.000 | 14:25:54.000 | 14:28:33.621 | 2:39.621 | 10:14.479 | | |
| 3 | 14:35:11.083 | 14:35:11.083 | 14:41:52.690 | 6:41.607 | 16:56.086 | | |

10 Juju Noda Dallara F320 Spiess
 Rookie Noda Racing

| N° | In Day Time | In Time | Out Time | Pit Time | T. Pit Time | Handicap | Diff. |
|----|--------------|--------------|--------------|----------|-------------|----------|-------|
| 1 | 14:02:12.946 | 14:02:12.946 | 14:02:40.996 | 28.050 | 28.050 | | |
| 2 | 14:04:42.954 | 14:04:42.954 | 14:08:03.919 | 3:20.965 | 3:49.015 | | |
| 3 | 14:16:28.450 | 14:16:28.450 | 14:19:45.503 | 3:17.053 | 7:06.068 | | |
| 4 | 14:28:10.755 | 14:28:10.755 | 14:32:48.110 | 4:37.355 | 11:43.423 | | |
| 5 | 14:41:18.377 | 14:41:18.377 | 14:45:33.450 | 4:15.073 | 15:58.496 | | |

19 Noel Leon Dallara F320 Spiess
 Team Motopark

| N° | In Day Time | In Time | Out Time | Pit Time | T. Pit Time | Handicap | Diff. |
|----|--------------|--------------|--------------|-----------|-------------|----------|-------|
| 1 | 14:06:36.147 | 14:06:36.147 | 14:07:06.065 | 29.918 | 29.918 | | |
| 2 | 14:09:36.863 | 14:09:36.863 | 14:13:40.061 | 4:03.198 | 4:33.116 | | |
| 3 | 14:15:33.453 | 14:15:33.453 | 14:16:23.361 | 49.908 | 5:23.024 | | |
| 4 | 14:18:10.133 | 14:18:10.133 | 14:29:35.771 | 11:25.638 | 16:48.662 | | |
| 5 | 14:31:19.635 | 14:31:19.635 | 14:31:58.353 | 38.718 | 17:27.380 | | |
| 6 | 14:35:44.984 | 14:35:44.984 | 14:36:21.950 | 36.966 | 18:04.346 | | |

20 Benjamin Berta Dallara F320 Spiess
 CryptoTower Racing Team

| N° | In Day Time | In Time | Out Time | Pit Time | T. Pit Time | Handicap | Diff. |
|----|--------------|--------------|--------------|----------|-------------|----------|-------|
| 1 | 14:08:03.096 | 14:08:03.096 | 14:08:30.529 | 27.433 | 27.433 | | |
| 2 | 14:13:49.496 | 14:13:49.496 | 14:17:00.673 | 3:11.177 | 3:38.610 | | |
| 3 | 14:27:31.009 | 14:27:31.009 | 14:29:45.137 | 2:14.128 | 5:52.738 | | |
| 4 | 14:31:46.551 | 14:31:46.551 | 14:33:15.538 | 1:28.987 | 7:21.725 | | |
| 5 | 14:38:36.113 | 14:38:36.113 | 14:39:16.291 | 40.178 | 8:01.903 | | |

21 Josh Mason Dallara F320 Spiess
 CryptoTower Racing Team

| N° | In Day Time | In Time | Out Time | Pit Time | T. Pit Time | Handicap | Diff. |
|----|--------------|--------------|--------------|----------|-------------|----------|-------|
| 1 | 14:03:09.903 | 14:03:09.903 | 14:03:40.783 | 30.880 | 30.880 | | |
| 2 | 14:07:36.824 | 14:07:36.824 | 14:11:56.524 | 4:19.700 | 4:50.580 | | |
| 3 | 14:13:45.262 | 14:13:45.262 | 14:14:16.263 | 31.001 | 5:21.581 | | |
| 4 | 14:18:05.292 | 14:18:05.292 | 14:22:27.010 | 4:21.718 | 9:43.299 | | |
| 5 | 14:27:36.599 | 14:27:36.599 | 14:31:10.497 | 3:33.898 | 13:17.197 | | |

23 Bryce Aron Dallara F320 Spiess
 Team Motopark

| N° | In Day Time | In Time | Out Time | Pit Time | T. Pit Time | Handicap | Diff. |
|----|--------------|--------------|--------------|----------|-------------|----------|-------|
| 1 | 14:11:12.939 | 14:11:12.939 | 14:11:39.481 | 26.542 | 26.542 | | |
| 2 | 14:15:28.001 | 14:15:28.001 | 14:15:53.382 | 25.381 | 51.923 | | |
| 3 | 14:17:53.736 | 14:17:53.736 | 14:21:50.394 | 3:56.658 | 4:48.581 | | |
| 4 | 14:25:42.822 | 14:25:42.822 | 14:26:10.335 | 27.513 | 5:16.094 | | |
| 5 | 14:28:13.230 | 14:28:13.230 | 14:34:24.309 | 6:11.079 | 11:27.173 | | |

26 Jakob Bergmeister Dallara F320 Spiess
 Rookie Team Motopark

| N° | In Day Time | In Time | Out Time | Pit Time | T. Pit Time | Handicap | Diff. |
|----|--------------|--------------|--------------|----------|-------------|----------|-------|
| 1 | 14:07:32.415 | 14:07:32.415 | 14:08:15.975 | 43.560 | 43.560 | | |
| 2 | 14:10:15.806 | 14:10:15.806 | 14:14:32.913 | 4:17.107 | 5:00.667 | | |
| 3 | 14:16:19.155 | 14:16:19.155 | 14:16:48.011 | 28.856 | 5:29.523 | | |
| 4 | 14:18:58.394 | 14:18:58.394 | 14:21:50.991 | 2:52.597 | 8:22.120 | | |
| 5 | 14:23:36.083 | 14:23:36.083 | 14:24:02.520 | 26.437 | 8:48.557 | | |
| 6 | 14:28:16.002 | 14:28:16.002 | 14:31:27.940 | 3:11.938 | 12:00.495 | | |

73 Cian Shields Dallara F320 Spiess
 Team Motopark

| N° | In Day Time | In Time | Out Time | Pit Time | T. Pit Time | Handicap | Diff. |
|----|--------------|--------------|--------------|----------|-------------|----------|-------|
| 1 | 14:17:44.999 | 14:17:44.999 | 14:22:58.485 | 5:13.486 | 5:13.486 | | |
| 2 | 14:26:28.208 | 14:26:28.208 | 14:30:51.388 | 4:23.180 | 9:36.666 | | |
| 3 | 14:34:29.397 | 14:34:29.397 | 14:36:30.763 | 2:01.366 | 11:38.032 | | |

84 Francesco Simonazzi Dallara F320 Spiess
 BVM Racing

| N° | In Day Time | In Time | Out Time | Pit Time | T. Pit Time | Handicap | Diff. |
|----|--------------|--------------|--------------|----------|-------------|----------|-------|
| 1 | 14:05:19.266 | 14:05:19.266 | 14:05:51.020 | 31.754 | 31.754 | | |
| 2 | 14:16:20.682 | 14:16:20.682 | 14:23:24.072 | 7:03.390 | 7:35.144 | | |
| 3 | 14:31:38.634 | 14:31:38.634 | 14:39:07.845 | 7:29.211 | 15:04.355 | | |
| 4 | 14:45:43.969 | 14:45:43.969 | 14:46:33.731 | 49.762 | 15:54.117 | | |

212 Paolo Brajnik Dallara F320 Spiess
 GC NV Racing

| N° | In Day Time | In Time | Out Time | Pit Time | T. Pit Time | Handicap | Diff. |
|----|--------------|--------------|--------------|-----------|-------------|----------|-------|
| 1 | 14:13:57.639 | 14:13:57.639 | 14:25:40.460 | 11:42.821 | 11:42.821 | | |
| 2 | 14:34:28.840 | 14:34:28.840 | 14:38:31.670 | 4:02.830 | 15:45.651 | | |

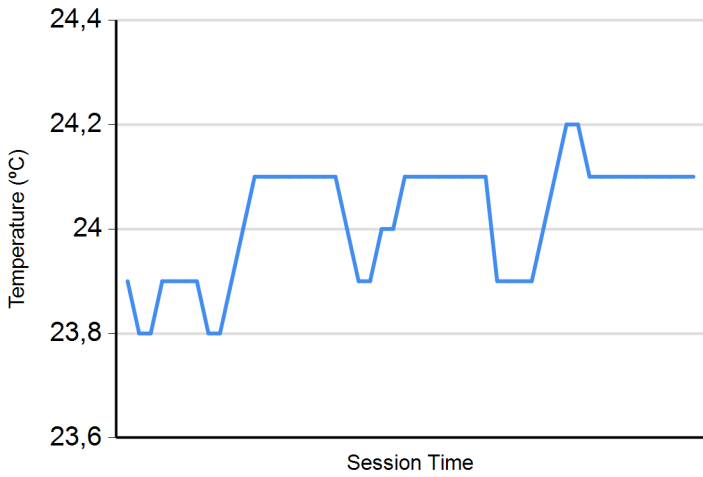




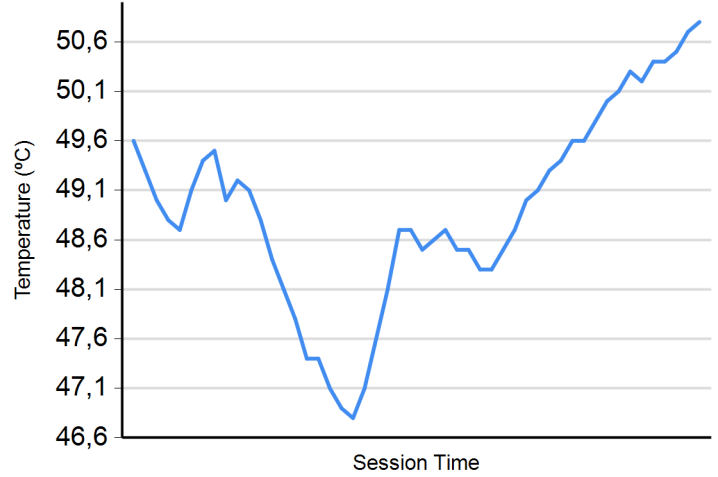
Hungaroring
Euroformula Open
Private test - 3
Weather Report



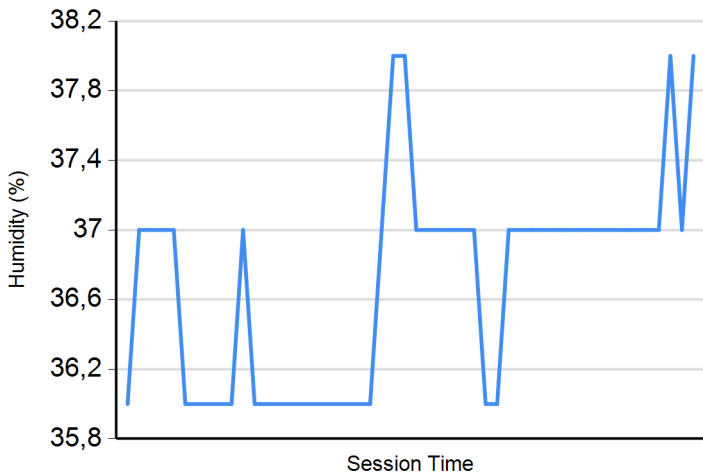
Air Temperature



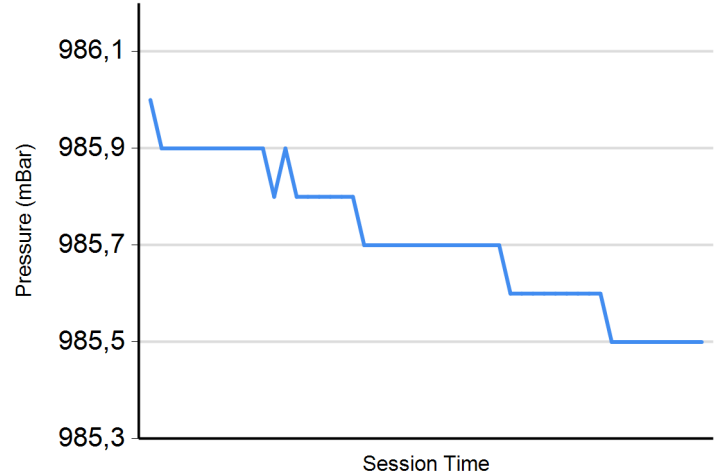
Track Temperature



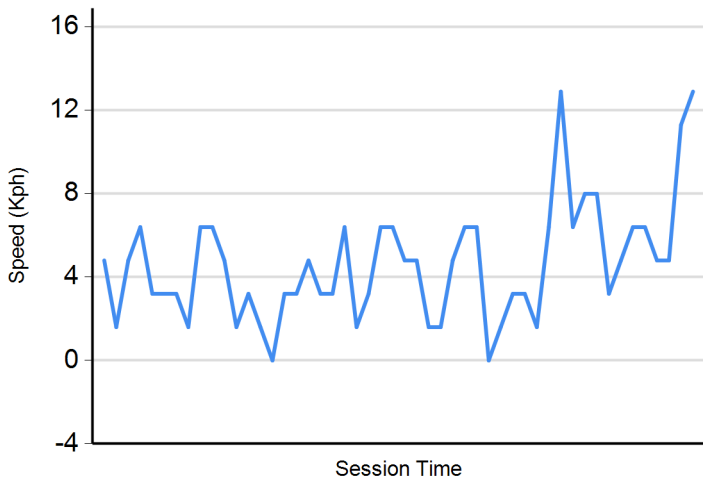
Humidity



Pressure

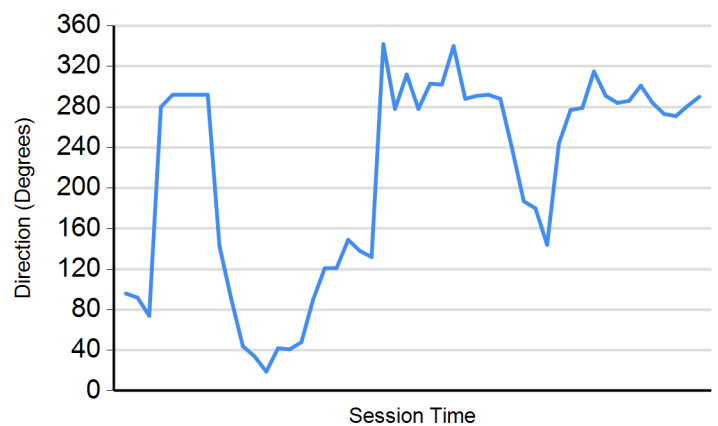


Wind Speed



Wind direction

North = 0°/360° Est = 90° South = 180° West = 270°





Hungaroring
Euroformula Open
Private Test - 1 - 2 - 3
Combined Results



| Cls | N° | Driver | Nat | Cat | Clas | Team | Nat | Vehicle | Laps | PT1 | PT2 | PT3 | Best | Gap | Inter. | Km/h | |
|-----|----|---------------------|-----|-----|------|-------------------------|-----|---------------------|------|----------|-----|----------|------|----------|--------|----------|-------------------|
| 1 | 10 | Juju Noda | | R | 1 | Noda Racing | | Dallara F320 Spiess | 64 | 1:37.666 | 19 | 1:35.628 | 21 | 1:36.300 | 10 | 1:35.628 | 164.9 |
| 2 | 19 | Noel Leon | | | | Team Motopark | | Dallara F320 Spiess | 37 | 1:36.665 | 5 | 1:35.857 | 18 | 1:49.490 | 7 | 1:35.857 | 0.229 0.229 164.5 |
| 3 | 84 | Francesco Simonazzi | | | | BVM Racing | | Dallara F320 Spiess | 60 | 1:36.605 | 16 | 1:36.104 | 21 | 1:36.847 | 3 | 1:36.104 | 0.476 0.247 164.1 |
| 4 | 73 | Cian Shields | | | | Team Motopark | | Dallara F320 Spiess | 58 | 1:37.301 | 16 | 1:36.434 | 18 | 1:37.220 | 16 | 1:36.434 | 0.806 0.330 163.5 |
| 5 | 23 | Bryce Aron | | | | Team Motopark | | Dallara F320 Spiess | 53 | 1:36.816 | 9 | 1:36.744 | 18 | 1:36.854 | 10 | 1:36.744 | 1.116 0.310 163.0 |
| 6 | 21 | Josh Mason | | | | CryptoTower Racing Team | | Dallara F320 Spiess | 50 | 1:37.107 | 14 | 1:36.799 | 19 | 1:37.246 | 12 | 1:36.799 | 1.171 0.055 162.9 |
| 7 | 26 | Jakob Bergmeister | | R | 2 | Team Motopark | | Dallara F320 Spiess | 58 | 1:36.869 | 18 | 1:36.888 | 17 | 1:37.257 | 11 | 1:36.869 | 1.241 0.070 162.8 |
| 8 | 20 | Benjamin Berta | | | | CryptoTower Racing Team | | Dallara F320 Spiess | 45 | 1:37.447 | 5 | 1:36.872 | 19 | 1:37.322 | 3 | 1:36.872 | 1.244 0.003 162.8 |
| 9 | 7 | Vladimir Netusil | | GC | 1 | Effective Racing | | Dallara F320 HWA | 58 | 1:40.369 | 10 | 1:39.478 | 15 | 1:37.849 | 5 | 1:37.849 | 2.221 0.977 161.1 |
| 10 | 21 | Paolo Brajnik | | GC | 2 | NV Racing | | Dallara F320 Spiess | 41 | 1:40.886 | 7 | 1:39.357 | 6 | 1:38.963 | 5 | 1:38.963 | 3.335 1.114 159.3 |

Published at:.....

Race Director:

Timekeeper:

