



Hungaroring
Euroformula Open
Private test - 4
Provisional Results



| Clas | Nº | Driver | Nat | Cat | Clas | Team | Nat | Vehicle | Laps | Best | Time | Gap | Interval | Km/h |
|------|----|---------------------|-----|-----|------|-------------------------|-----|---------------------|------|------|----------|-------|----------|-------|
| 1 | 19 | Noel Leon | MEX | | | Team Motopark | DEU | Dallara F320 Spiess | 19 | 18 | 1:34.987 | | | 166.0 |
| 2 | 23 | Bryce Aron | USA | | | Team Motopark | DEU | Dallara F320 Spiess | 22 | 17 | 1:35.243 | 0.256 | 0.256 | 165.5 |
| 3 | 84 | Francesco Simonazzi | ITA | | | BVM Racing | ITA | Dallara F320 Spiess | 20 | 18 | 1:35.525 | 0.538 | 0.282 | 165.1 |
| 4 | 10 | Juju Noda | JPN | R | 1 | Noda Racing | JPN | Dallara F320 Spiess | 23 | 20 | 1:35.579 | 0.592 | 0.054 | 165.0 |
| 5 | 73 | Cian Shields | GBR | | | Team Motopark | DEU | Dallara F320 Spiess | 21 | 18 | 1:35.626 | 0.639 | 0.047 | 164.9 |
| 6 | 26 | Jakob Bergmeister | DEU | R | 2 | Team Motopark | DEU | Dallara F320 Spiess | 21 | 17 | 1:35.929 | 0.942 | 0.303 | 164.4 |
| 7 | 21 | Josh Mason | GBR | | | CryptoTower Racing Team | JPN | Dallara F320 Spiess | 14 | 13 | 1:35.999 | 1.012 | 0.070 | 164.2 |
| 8 | 20 | Benjamin Berta | HUN | | | CryptoTower Racing Team | JPN | Dallara F320 Spiess | 20 | 18 | 1:36.558 | 1.571 | 0.559 | 163.3 |
| 9 | 7 | Vladimir Netusil | CZE | GC | 1 | Effective Racing | CZE | Dallara F320 HWA | 15 | 9 | 1:39.412 | 4.425 | 2.854 | 158.6 |

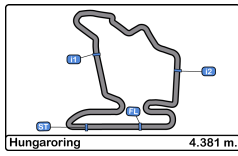
Published at:.....

Track Temp: 36.7 °C Air Temp: 23.6 °C Humidity: 37 % Track Status: DRY

Race Director:

Timekeeper:





Hungaroring
Euroformula Open
Private test - 4
Provisional Results by Category



| Rookie | | | | | | | | | | | | | | |
|--------|----|-------------------|-----|-----|------|---------------|-----|---------------------|------|------|----------|-------|----------|-------|
| Clas | Nº | Driver | Nat | Cat | Clas | Team | Nat | Vehicle | Laps | Best | Time | Gap | Interval | Km/h |
| 1 | 10 | Juju Noda | | R | 1 | Noda Racing | | Dallara F320 Spiess | 23 | 20 | 1:35.579 | | | 165.0 |
| 2 | 26 | Jakob Bergmeister | | R | 2 | Team Motopark | | Dallara F320 Spiess | 21 | 17 | 1:35.929 | 0.350 | 0.350 | 164.4 |

| GC | | | | | | | | | | | | | | |
|------|----|------------------|-----|-----|------|------------------|-----|------------------|------|------|----------|-----|----------|-------|
| Clas | Nº | Driver | Nat | Cat | Clas | Team | Nat | Vehicle | Laps | Best | Time | Gap | Interval | Km/h |
| 1 | 7 | Vladimir Netusil | | GC | 1 | Effective Racing | | Dallara F320 HWA | 15 | 9 | 1:39.412 | | | 158.6 |

| Clas | Nº | Driver | Nat | Cat | Clas | Team | Nat | Vehicle | Laps | Best | Time | Gap | Interval | Km/h |
|------|----|---------------------|-----|-----|------|-------------------------|-----|---------------------|------|------|----------|-------|----------|-------|
| 1 | 19 | Noel Leon | | | | Team Motopark | | Dallara F320 Spiess | 19 | 18 | 1:34.987 | | | 166.0 |
| 2 | 23 | Bryce Aron | | | | Team Motopark | | Dallara F320 Spiess | 22 | 17 | 1:35.243 | 0.256 | 0.256 | 165.5 |
| 3 | 84 | Francesco Simonazzi | | | | BVM Racing | | Dallara F320 Spiess | 20 | 18 | 1:35.525 | 0.538 | 0.282 | 165.1 |
| 4 | 73 | Cian Shields | | | | Team Motopark | | Dallara F320 Spiess | 21 | 18 | 1:35.626 | 0.639 | 0.101 | 164.9 |
| 5 | 21 | Josh Mason | | | | CryptoTower Racing Team | | Dallara F320 Spiess | 14 | 13 | 1:35.999 | 1.012 | 0.373 | 164.2 |
| 6 | 20 | Benjamin Berta | | | | CryptoTower Racing Team | | Dallara F320 Spiess | 20 | 18 | 1:36.558 | 1.571 | 0.559 | 163.3 |

Published at:.....

Track Temp: 36.7 °C Air Temp: 23.6 °C Humidity: 37 % Track Status: DRY

Race Director:

Timekeeper:





Hungaroring
Euroformula Open
Private test - 4
Lap Analysis



7 Vladimir Netusil Dallara F320 HWA **19** Noel Leon Dallara F320 Spiess

GC Effective Racing Team Motopark

| Lap | D | Time | Sector 1 | Sector 2 | Sector 3 | T. Spd | Elapsed | Lap | D | Time | Sector 1 | Sector 2 | Sector 3 | T. Spd | Elapsed |
|-----|---|-----------------|---------------|---------------|---------------|--------|--------------|-----|---|--------------|--------------|----------|----------|--------|--------------|
| 1 | | 17:12:00.070 | 17:10:53.265 | 38.134 | 28.671 | | 17:12:00.070 | 1 | | 17:12:19.519 | 17:11:13.176 | 38.541 | 27.802 | | 17:12:19.519 |
| 2 | | 1:42.212 | 37.731 | 36.448 | 28.033 | 213.8 | 17:13:42.282 | 2 | | 1:45.852 | 36.394 | 38.967 | 30.491 | 216.8 | 17:14:05.371 |
| 3 | | 1:40.749 | 37.220 | 36.033 | 27.496 | 215.1 | 17:15:23.031 | 3 | | 1:39.090 | 36.009 | 36.295 | 26.786 | 216.4 | 17:15:44.461 |
| 4 | | 1:39.708 | 36.866 | 35.411 | 27.431 | 217.3 | 17:17:02.739 | 4 | | 1:36.272 | 35.928 | 33.839 | 26.505 | 216.8 | 17:17:20.733 |
| 5 | | 1:48.900 P | 36.605 | 35.146 | 37.149 | 216.8 | 17:18:51.639 | 5 | | 1:53.232 | 44.055 | 42.385 | 26.792 | 217.7 | 17:19:13.965 |
| 6 | | 5:05.059 | 4:01.669 | 35.908 | 27.482 | | 17:23:56.698 | 6 | | 1:36.122 | 35.868 | 33.682 | 26.572 | 217.3 | 17:20:50.087 |
| 7 | | 1:39.590 | 36.740 | 35.434 | 27.416 | 216.8 | 17:25:36.288 | 7 | | 1:41.724 P | 36.246 | 35.306 | 30.172 | 217.3 | 17:22:31.811 |
| 8 | | 1:39.765 | 36.689 | 35.444 | 27.632 | 217.7 | 17:27:16.053 | 8 | | 9:00.622 | 7:51.526 | 40.739 | 28.357 | | 17:31:32.433 |
| 9 | | 1:39.412 | 36.655 | 35.226 | 27.531 | 217.3 | 17:28:55.465 | 9 | | 1:40.895 | 37.683 | 36.560 | 26.652 | 202.2 | 17:33:13.328 |
| 10 | | 9:51.083 | 8:46.881 | 35.878 | 28.324 | 218.1 | 17:38:46.548 | 10 | | 1:37.513 | 35.738 | 34.960 | 26.815 | 217.7 | 17:34:50.841 |
| 11 | | 1:48.606 P | 37.540 | 36.375 | 34.691 | 216.4 | 17:40:35.154 | 11 | | 1:35.314 | 35.699 | 33.302 | 26.313 | 217.7 | 17:36:26.155 |
| 12 | | 8:30.232 | 7:26.121 | 36.482 | 27.629 | | 17:49:05.386 | 12 | | 1:54.780 | 43.813 | 41.644 | 29.323 | 218.1 | 17:38:20.935 |
| 13 | | 1:40.845 | 37.083 | 35.753 | 28.009 | 216.0 | 17:50:46.231 | 13 | | 1:35.713 | 35.907 | 33.449 | 26.357 | 216.0 | 17:39:56.648 |
| 14 | | 1:42.233 | 37.450 | 36.732 | 28.051 | 216.4 | 17:52:28.464 | 14 | | 1:50.240 P | 37.283 | 41.893 | 31.064 | 217.3 | 17:41:46.888 |
| 15 | | 1:49.789 P | 37.938 | 36.818 | 35.033 | 217.3 | 17:54:18.253 | 15 | | 8:42.198 | 7:31.233 | 38.434 | 32.531 | | 17:50:29.086 |

10 Juju Noda Dallara F320 Spiess

Rookie Noda Racing

| Lap | D | Time | Sector 1 | Sector 2 | Sector 3 | T. Spd | Elapsed | Lap | D | Time | Sector 1 | Sector 2 | Sector 3 | T. Spd | Elapsed |
|-----|---|-----------------|---------------|---------------|---------------|--------|--------------|-----|---|-----------------|---------------|---------------|---------------|--------|--------------|
| 16 | | 1:39.071 | 36.842 | 35.845 | 26.384 | 215.1 | 17:52:08.157 | 16 | | 1:39.071 | 36.842 | 35.845 | 26.384 | 215.1 | 17:52:08.157 |
| 17 | | 1:35.073 | 35.688 | 33.248 | 26.137 | 217.7 | 17:53:43.230 | 17 | | 1:35.073 | 35.688 | 33.248 | 26.137 | 217.7 | 17:53:43.230 |
| 18 | | 1:34.987 | 35.498 | 33.321 | 26.168 | 218.1 | 17:55:18.217 | 18 | | 1:34.987 | 35.498 | 33.321 | 26.168 | 218.1 | 17:55:18.217 |
| 19 | | 1:49.128 P | 39.511 | 36.722 | 32.895 | 217.3 | 17:57:07.345 | 19 | | 1:49.128 P | 39.511 | 36.722 | 32.895 | 217.3 | 17:57:07.345 |

20 Benjamin Berta Dallara F320 Spiess

CryptoTower Racing Team

| Lap | D | Time | Sector 1 | Sector 2 | Sector 3 | T. Spd | Elapsed | Lap | D | Time | Sector 1 | Sector 2 | Sector 3 | T. Spd | Elapsed |
|-----|---|-----------------|---------------|---------------|---------------|--------|--------------|-----|---|-----------------|---------------|---------------|---------------|--------|--------------|
| 1 | | 17:12:17.278 | 17:11:08.531 | 39.410 | 29.337 | | 17:12:17.278 | 1 | | 17:12:17.278 | 17:11:08.531 | 39.410 | 29.337 | | 17:12:17.278 |
| 2 | | 1:43.112 | 37.207 | 36.033 | 29.872 | 216.0 | 17:14:00.390 | 2 | | 1:43.112 | 37.207 | 36.033 | 29.872 | 216.0 | 17:14:00.390 |
| 3 | | 1:37.483 | 36.324 | 34.253 | 26.906 | 216.8 | 17:15:37.873 | 3 | | 1:37.483 | 36.324 | 34.253 | 26.906 | 216.8 | 17:15:37.873 |
| 4 | | 1:37.317 | 36.080 | 34.215 | 27.022 | 218.1 | 17:17:15.190 | 4 | | 1:37.317 | 36.080 | 34.215 | 27.022 | 218.1 | 17:17:15.190 |
| 5 | | 1:54.191 | 42.225 | 41.735 | 30.231 | 213.8 | 17:19:09.381 | 5 | | 1:54.191 | 42.225 | 41.735 | 30.231 | 213.8 | 17:19:09.381 |
| 6 | | 1:41.560 P | 36.217 | 34.406 | 30.937 | 216.0 | 17:20:50.941 | 6 | | 1:41.560 P | 36.217 | 34.406 | 30.937 | 216.0 | 17:20:50.941 |
| 7 | | 7:39.856 | 6:31.292 | 39.322 | 29.242 | | 17:28:30.797 | 7 | | 7:39.856 | 6:31.292 | 39.322 | 29.242 | | 17:28:30.797 |
| 8 | | 1:43.905 | 38.473 | 36.944 | 28.488 | 213.0 | 17:30:14.702 | 8 | | 1:43.905 | 38.473 | 36.944 | 28.488 | 213.0 | 17:30:14.702 |
| 9 | | 1:36.926 | 36.163 | 34.093 | 26.670 | 216.4 | 17:31:51.628 | 9 | | 1:36.926 | 36.163 | 34.093 | 26.670 | 216.4 | 17:31:51.628 |
| 10 | | 1:47.287 | 39.976 | 38.754 | 28.557 | 218.6 | 17:33:38.915 | 10 | | 1:47.287 | 39.976 | 38.754 | 28.557 | 218.6 | 17:33:38.915 |
| 11 | | 1:36.644 | 35.995 | 33.966 | 26.683 | 216.4 | 17:35:15.559 | 11 | | 1:36.644 | 35.995 | 33.966 | 26.683 | 216.4 | 17:35:15.559 |
| 12 | | 1:54.163 P | 40.787 | 40.252 | 33.124 | 218.6 | 17:37:09.722 | 12 | | 1:54.163 P | 40.787 | 40.252 | 33.124 | 218.6 | 17:37:09.722 |
| 13 | | 11:08.237 | 10:00.353 | 38.985 | 28.899 | | 17:48:17.959 | 13 | | 11:08.237 | 10:00.353 | 38.985 | 28.899 | | 17:48:17.959 |
| 14 | | 1:44.114 | 38.095 | 37.276 | 28.743 | 214.7 | 17:50:02.073 | 14 | | 1:44.114 | 38.095 | 37.276 | 28.743 | 214.7 | 17:50:02.073 |
| 15 | | 1:36.687 | 36.012 | 34.021 | 26.654 | 216.8 | 17:51:38.760 | 15 | | 1:36.687 | 36.012 | 34.021 | 26.654 | 216.8 | 17:51:38.760 |
| 16 | | 1:47.115 | 40.088 | 38.660 | 28.367 | 218.1 | 17:53:25.875 | 16 | | 1:47.115 | 40.088 | 38.660 | 28.367 | 218.1 | 17:53:25.875 |
| 17 | | 1:36.570 | 35.919 | 34.015 | 26.636 | 216.4 | 17:55:02.445 | 17 | | 1:36.570 | 35.919 | 34.015 | 26.636 | 216.4 | 17:55:02.445 |
| 18 | | 1:36.558 | 35.861 | 33.913 | 26.784 | 217.3 | 17:56:39.003 | 18 | | 1:36.558 | 35.861 | 33.913 | 26.784 | 217.3 | 17:56:39.003 |
| 19 | | 1:45.577 | 39.204 | 34.790 | 31.583 | 217.7 | 17:58:24.580 | 19 | | 1:45.577 | 39.204 | 34.790 | 31.583 | 217.7 | 17:58:24.580 |
| 20 | | 1:43.709 P | 36.001 | 34.092 | 33.616 | 216.0 | 18:00:08.289 | 20 | | 1:43.709 P | 36.001 | 34.092 | 33.616 | 216.0 | 18:00:08.289 |





Hungaroring
Euroformula Open
Private test - 4
Lap Analysis



21

Josh Mason

Dallara F320 Spiess

26

Jakob Bergmeister

Dallara F320 Spiess

CryptoTower Racing Team

Rookie

Team Motopark

| Lap | D | Time | Sector 1 | Sector 2 | Sector 3 | T. Spd | Elapsed | Lap | D | Time | Sector 1 | Sector 2 | Sector 3 | T. Spd | Elapsed |
|-----|---|--------------|--------------|----------|----------|--------|--------------|-----|---|--------------|--------------|----------|----------|--------|--------------|
| 1 | | 17:12:15.431 | 17:11:06.317 | 40.507 | 28.607 | | 17:12:15.431 | 1 | | 17:12:42.323 | 17:11:33.852 | 37.262 | 31.209 | | 17:12:42.323 |
| 2 | | 1:41.784 | 37.835 | 36.765 | 27.184 | 212.5 | 17:13:57.215 | 2 | | 1:41.733 | 37.420 | 36.646 | 27.667 | 207.6 | 17:14:24.056 |
| 3 | | 1:37.391 | 36.341 | 34.315 | 26.735 | 216.0 | 17:15:34.606 | 3 | | 1:37.695 | 36.305 | 34.578 | 26.812 | 215.1 | 17:16:01.751 |
| 4 | | 1:36.873 | 36.119 | 34.029 | 26.725 | 216.8 | 17:17:11.479 | 4 | | 1:37.379 | 36.151 | 34.519 | 26.709 | 215.5 | 17:17:39.130 |
| 5 | | 1:41.555 P | 36.237 | 34.281 | 31.037 | 217.3 | 17:18:53.034 | 5 | | 1:37.568 | 36.155 | 34.532 | 26.881 | 215.5 | 17:19:16.698 |
| 6 | | 9:53.988 | 8:42.582 | 42.105 | 29.301 | | 17:28:47.022 | 6 | | 1:37.371 | 36.227 | 34.312 | 26.832 | 216.8 | 17:20:54.069 |
| 7 | | 1:46.256 | 40.569 | 38.304 | 27.383 | 210.1 | 17:30:33.278 | 7 | | 1:39.686 | 36.253 | 35.252 | 28.181 | 216.4 | 17:22:33.755 |
| 8 | | 1:36.262 | 36.073 | 33.674 | 26.515 | 215.5 | 17:32:09.540 | 8 | | 1:46.474 P | 36.169 | 34.545 | 35.760 | 216.4 | 17:24:20.229 |
| 9 | | 1:36.194 | 36.006 | 33.674 | 26.514 | 217.7 | 17:33:45.734 | 9 | | 6:50.960 | 5:37.881 | 43.814 | 29.265 | | 17:31:11.189 |
| 10 | | 1:41.019 P | 36.121 | 33.971 | 30.927 | 211.7 | 17:35:26.753 | 10 | | 1:39.708 | 37.693 | 35.262 | 26.753 | 201.8 | 17:32:50.897 |
| 11 | | 17:07.199 | 15:51.334 | 46.182 | 29.683 | | 17:52:33.952 | 11 | | 1:36.361 | 36.013 | 33.889 | 26.459 | 216.0 | 17:34:27.258 |
| 12 | | 1:48.492 | 38.953 | 41.685 | 27.854 | 208.4 | 17:54:22.444 | 12 | | 1:36.120 | 35.866 | 33.877 | 26.377 | 216.4 | 17:36:03.378 |
| 13 | | 1:35.999 | 35.962 | 33.678 | 26.359 | 216.4 | 17:55:58.443 | 13 | | 1:36.030 | 35.842 | 33.749 | 26.439 | 217.7 | 17:37:39.408 |
| 14 | | 2:37.916 P | 35.925 | 1:23.453 | 38.538 | 216.4 | 17:58:36.359 | 14 | | 1:45.245 P | 35.994 | 33.963 | 35.288 | 216.8 | 17:39:24.653 |
| 15 | | | | | | | | 15 | | 8:40.305 | 7:32.866 | 39.230 | 28.209 | | 17:48:04.958 |
| 16 | | | | | | | | 16 | | 1:38.767 | 37.321 | 34.796 | 26.650 | 206.1 | 17:49:43.725 |
| 17 | | | | | | | | 17 | | 1:35.929 | 35.736 | 33.880 | 26.313 | 216.8 | 17:51:19.654 |
| 18 | | | | | | | | 18 | | 1:35.943 | 35.738 | 33.715 | 26.490 | 218.1 | 17:52:55.597 |
| 19 | | | | | | | | 19 | | 1:36.277 | 35.805 | 33.841 | 26.631 | 218.1 | 17:54:31.874 |
| 20 | | | | | | | | 20 | | 1:37.058 | 35.951 | 34.335 | 26.772 | 217.7 | 17:56:08.932 |
| 21 | | | | | | | | 21 | | 1:51.073 P | 35.908 | 37.013 | 38.152 | 217.7 | 17:58:00.005 |

23

Bryce Aron

Dallara F320 Spiess

Team Motopark

| Lap | D | Time | Sector 1 | Sector 2 | Sector 3 | T. Spd | Elapsed | Lap | D | Time | Sector 1 | Sector 2 | Sector 3 | T. Spd | Elapsed |
|-----|---|--------------|--------------|----------|----------|--------|--------------|-----|---|--------------|--------------|----------|----------|--------|--------------|
| 1 | | 17:12:10.902 | 17:11:01.631 | 39.305 | 29.966 | | 17:12:10.902 | 1 | | 17:16:43.529 | 17:15:39.423 | 36.623 | 27.483 | | 17:16:43.529 |
| 2 | | 1:43.742 | 38.130 | 37.027 | 28.585 | 203.3 | 17:13:54.644 | 2 | | 1:38.157 | 36.491 | 34.947 | 26.719 | 214.7 | 17:18:21.686 |
| 3 | | 1:37.350 | 36.224 | 34.253 | 26.873 | 216.0 | 17:15:31.994 | 3 | | 1:36.869 | 36.179 | 34.050 | 26.640 | 216.0 | 17:19:58.555 |
| 4 | | 1:36.926 | 36.027 | 34.127 | 26.772 | 216.8 | 17:17:08.920 | 4 | | 2:12.191 | 47.238 | 51.873 | 33.080 | 217.3 | 17:22:10.746 |
| 5 | | 1:49.996 | 41.472 | 39.731 | 28.793 | 213.4 | 17:18:58.916 | 5 | | 1:37.043 | 36.186 | 34.152 | 26.705 | 215.1 | 17:23:47.789 |
| 6 | | 1:37.031 | 36.093 | 34.066 | 26.872 | 216.0 | 17:20:35.947 | 6 | | 1:36.984 | 36.143 | 34.017 | 26.824 | 216.8 | 17:25:24.773 |
| 7 | | 1:42.945 P | 36.125 | 34.253 | 32.567 | 217.3 | 17:22:18.892 | 7 | | 1:54.331 P | 40.384 | 39.929 | 34.018 | 216.0 | 17:27:19.104 |
| 8 | | 6:44.214 | 5:37.944 | 37.945 | 28.325 | | 17:29:03.106 | 8 | | 7:52.290 | 6:35.810 | 45.557 | 30.923 | | 17:35:11.394 |
| 9 | | 1:41.884 | 37.947 | 35.015 | 28.922 | 200.7 | 17:30:44.990 | 9 | | 1:45.789 | 39.368 | 37.977 | 28.444 | 196.3 | 17:36:57.183 |
| 10 | | 1:35.801 | 35.826 | 33.643 | 26.332 | 216.4 | 17:32:20.791 | 10 | | 1:36.221 | 36.147 | 33.750 | 26.324 | 216.4 | 17:38:33.404 |
| 11 | | 1:35.623 | 35.551 | 33.650 | 26.422 | 218.1 | 17:33:56.414 | 11 | | 1:36.210 | 35.860 | 33.560 | 26.790 | 218.6 | 17:40:09.614 |
| 12 | | 1:51.008 | 40.597 | 41.923 | 28.488 | 218.6 | 17:35:47.422 | 12 | | 1:57.659 | 42.985 | 43.529 | 31.145 | 217.3 | 17:42:07.273 |
| 13 | | 1:36.052 | 35.861 | 33.633 | 26.558 | 217.7 | 17:37:23.474 | 13 | | 1:36.249 | 36.063 | 33.767 | 26.419 | 216.4 | 17:43:43.522 |
| 14 | | 1:40.957 P | 35.863 | 33.797 | 31.297 | 217.7 | 17:39:04.431 | 14 | | 1:43.277 P | 36.279 | 35.401 | 31.597 | 218.1 | 17:45:26.799 |
| 15 | | 9:41.351 | 8:35.294 | 37.896 | 28.161 | | 17:48:45.782 | 15 | | 5:34.173 | 4:21.811 | 42.063 | 30.299 | | 17:51:00.972 |
| 16 | | 1:40.240 | 37.920 | 35.066 | 27.254 | 201.8 | 17:50:26.022 | 16 | | 1:50.891 | 37.645 | 40.786 | 32.460 | 206.1 | 17:52:51.863 |
| 17 | | 1:35.243 | 35.672 | 33.313 | 26.258 | 217.3 | 17:52:01.265 | 17 | | 1:35.654 | 35.764 | 33.601 | 26.289 | 216.8 | 17:54:27.517 |
| 18 | | 1:39.457 | 35.929 | 35.945 | 27.583 | 217.3 | 17:53:40.722 | 18 | | 1:35.626 | 35.677 | 33.552 | 26.397 | 218.6 | 17:56:03.143 |
| 19 | | 1:46.029 | 38.888 | 38.862 | 28.279 | 209.3 | 17:55:26.751 | 19 | | 2:01.617 | 42.321 | 45.933 | 33.363 | 212.5 | 17:58:04.760 |
| 20 | | 1:35.789 | 35.704 | 33.629 | 26.456 | 216.0 | 17:57:02.540 | 20 | | 1:36.055 | 35.934 | 33.683 | 26.438 | 216.0 | 17:59:40.815 |
| 21 | | 1:54.826 | 41.958 | 42.233 | 30.635 | 216.8 | 17:58:57.366 | 21 | | 1:45.594 P | 37.953 | 35.108 | 32.533 | 217.3 | 18:01:26.409 |
| 22 | | 1:57.743 P | 35.710 | 39.463 | 42.570 | 216.4 | 18:00:55.109 | | | | | | | | |

73

Cian Shields

Dallara F320 Spiess

Team Motopark

| Lap | D | Time | Sector 1 | Sector 2 | Sector 3 | T. Spd | Elapsed |
|-----|---|--------------|--------------|----------|----------|--------|--------------|
| 1 | | 17:16:43.529 | 17:15:39.423 | 36.623 | 27.483 | | 17:16:43.529 |
| 2 | | 1:38.157 | 36.491 | 34.947 | 26.719 | 214.7 | 17:18:21.686 |
| 3 | | 1:36.869 | 36.179 | 34.050 | 26.640 | 216.0 | 17:19:58.555 |
| 4 | | 2:12.191 | 47.238 | 51.873 | 33.080 | 217.3 | 17:22:10.746 |
| 5 | | 1:37.043 | 36.186 | 34.152 | 26.705 | 215.1 | 17:23:47.789 |
| 6 | | 1:36.984 | 36.143 | 34.017 | 26.824 | 216.8 | 17:25:24.773 |
| 7 | | 1:54.331 P | 40.384 | 39.929 | 34.018 | 216.0 | 17:27:19.104 |
| 8 | | 7:52.290 | 6:35.810 | 45.557 | 30.923 | | 17:35:11.394 |
| 9 | | 1:45.789 | 39.368 | 37.977 | 28.444 | 196.3 | 17:36:57.183 |
| 10 | | 1:36.221 | 36.147 | 33.750 | 26.324 | 216.4 | 17:38:33.404 |
| 11 | | 1:36.210 | 35.860 | 33.560 | 26.790 | 218.6 | 17:40:09.614 |
| 12 | | 1:57.659 | 42.985 | 43.529 | 31.145 | 217.3 | 17:42:07.273 |
| 13 | | 1:36.249 | 36.063 | 33.767 | 26.419 | 216.4 | 17:43:43.522 |
| 14 | | 1:43.277 P | 36.279 | 35.401 | 31.597 | 218.1 | 17:45:26.799 |
| 15 | | 5:34.173 | 4:21.811 | 42.063 | 30.299 | | 17:51:00.972 |
| 16 | | 1:50.891 | 37.645 | 40.786 | 32.460 | 206.1 | 17:52:51.863 |
| 17 | | 1:35.654 | 35.764 | 33.601 | 26.289 | 216.8 | 17:54:27.517 |
| 18 | | 1:35.626 | 35.677 | 33.552 | 26.397 | 218.6 | 17:56:03.143 |
| 19 | | 2:01.617 | 42.321 | 45.933 | 33.363 | 212.5 | 17:58:04.760 |
| 20 | | 1:36.055 | 35.934 | 33.683 | 26.438 | 216.0 | 17:59:40.815 |
| 21 | | 1:45.594 P | 37.953 | 35.108 | 32.533 | 217.3 | 18:01:26.409 |





Hungaroring
Euroformula Open
Private test - 4
Lap Analysis



84

Francesco Simonazzi

Dallara F320 Spiess

BVM Racing

| Lap | D | Time | Sector 1 | Sector 2 | Sector 3 | T. Spd | Elapsed |
|-----|---|--------------|--------------|----------|----------|--------|--------------|
| 1 | | 17:23:30.151 | 17:22:22.770 | 38.897 | 28.484 | | 17:23:30.151 |
| 2 | | 1:41.246 | 37.062 | 37.260 | 26.924 | 216.0 | 17:25:11.397 |
| 3 | | 1:36.319 | 36.051 | 33.725 | 26.543 | 216.8 | 17:26:47.716 |
| 4 | | 1:36.113 | 35.804 | 33.813 | 26.496 | 217.3 | 17:28:23.829 |
| 5 | | 1:48.053 | 35.895 | 42.562 | 29.596 | 216.8 | 17:30:11.882 |
| 6 | | 1:36.016 | 35.948 | 33.628 | 26.440 | 217.3 | 17:31:47.898 |
| 7 | | 1:36.039 | 35.744 | 33.604 | 26.691 | 218.6 | 17:33:23.937 |
| 8 | | 2:01.567 | 38.982 | 49.273 | 33.312 | 219.0 | 17:35:25.504 |
| 9 | | 1:36.093 | 35.832 | 33.756 | 26.505 | 217.7 | 17:37:01.597 |
| 10 | | 1:36.110 | 35.786 | 33.637 | 26.687 | 219.5 | 17:38:37.707 |
| 11 | | 1:41.258 P | 35.917 | 34.046 | 31.295 | 219.9 | 17:40:18.965 |
| 12 | | 9:06.258 | 8:00.473 | 38.286 | 27.499 | | 17:49:25.223 |
| 13 | | 1:40.076 | 36.889 | 36.036 | 27.151 | 218.6 | 17:51:05.299 |
| 14 | | 1:36.532 | 36.110 | 33.931 | 26.491 | 218.6 | 17:52:41.831 |
| 15 | | 1:35.648 | 35.716 | 33.462 | 26.470 | 219.5 | 17:54:17.479 |
| 16 | | 1:43.968 | 36.661 | 39.930 | 27.377 | 218.1 | 17:56:01.447 |
| 17 | | 1:35.563 | 35.741 | 33.427 | 26.395 | 218.1 | 17:57:37.010 |
| 18 | | 1:35.525 | 35.676 | 33.429 | 26.420 | 218.1 | 17:59:12.535 |
| 19 | | 1:35.606 | 35.712 | 33.418 | 26.476 | 219.5 | 18:00:48.141 |
| 20 | | 1:43.419 P | 35.755 | 33.913 | 33.751 | 218.6 | 18:02:31.560 |





Hungaroring
Euroformula Open
Private test - 4
Best Sectors Results



| Sector - 1 | | | Sector - 2 | | | Sector - 3 | | | Ideal Lap vs Best Lap | | | | | | |
|------------|----|---------------------|------------|----|---------------------|------------|----|---------------------|-----------------------|------|----|---------------------|-----------|----------|------|
| Clas | Nº | Driver | Time | Nº | Driver | Time | Nº | Driver | Time | Clas | Nº | Driver | Ideal Lap | Best Lap | Clas |
| 1 | 19 | Noel Leon | 35.498 | 19 | Noel Leon | 33.248 | 19 | Noel Leon | 26.137 | 1 | 19 | Noel Leon | 1:34.883 | 1:34.987 | 1 |
| 2 | 23 | Bryce Aron | 35.551 | 23 | Bryce Aron | 33.313 | 10 | Juju Noda | 26.186 | 2 | 23 | Bryce Aron | 1:35.122 | 1:35.243 | 2 |
| 3 | 10 | Juju Noda | 35.620 | 84 | Francesco Simonazzi | 33.418 | 23 | Bryce Aron | 26.258 | 3 | 10 | Juju Noda | 1:35.337 | 1:35.579 | 4 |
| 4 | 84 | Francesco Simonazzi | 35.676 | 10 | Juju Noda | 33.531 | 73 | Cian Shields | 26.289 | 4 | 84 | Francesco Simonazzi | 1:35.489 | 1:35.525 | 3 |
| 5 | 73 | Cian Shields | 35.677 | 73 | Cian Shields | 33.552 | 26 | Jakob Bergmeister | 26.313 | 5 | 73 | Cian Shields | 1:35.518 | 1:35.626 | 5 |
| 6 | 26 | Jakob Bergmeister | 35.736 | 21 | Josh Mason | 33.674 | 21 | Josh Mason | 26.359 | 6 | 26 | Jakob Bergmeister | 1:35.764 | 1:35.929 | 6 |
| 7 | 20 | Benjamin Berta | 35.861 | 26 | Jakob Bergmeister | 33.715 | 84 | Francesco Simonazzi | 26.395 | 7 | 21 | Josh Mason | 1:35.958 | 1:35.999 | 7 |
| 8 | 21 | Josh Mason | 35.925 | 20 | Benjamin Berta | 33.913 | 20 | Benjamin Berta | 26.636 | 8 | 20 | Benjamin Berta | 1:36.410 | 1:36.558 | 8 |
| 9 | 7 | Vladimir Netusil | 36.605 | 7 | Vladimir Netusil | 35.146 | 7 | Vladimir Netusil | 27.416 | 9 | 7 | Vladimir Netusil | 1:39.167 | 1:39.412 | 9 |





Hungaroring
Euroformula Open
Private test - 4
Best 5 Lap Times



| Cls | N° | Driver | Nat | Cat | Cls | Team | Nat | Vehicle | Best 1 | | Best 2 | | Best 3 | | Best 4 | | Best 5 | |
|-----|----|-------------------|-----|-----|-----|--------------------|-----|---------------------|----------|-----|----------|-----|----------|-----|----------|-----|----------|-----|
| | | | | | | | | | Time | Lap | Time | Lap | Time | Lap | Time | Lap | Time | Lap |
| 1 | 19 | Noel Leon | MEX | | | Team Motopark | DEU | Dallara F320 Spiess | 1:34.987 | 18 | 1:35.073 | 17 | 1:35.314 | 11 | 1:35.713 | 13 | 1:36.122 | 6 |
| 2 | 23 | Bryce Aron | USA | | | Team Motopark | DEU | Dallara F320 Spiess | 1:35.243 | 17 | 1:35.623 | 11 | 1:35.789 | 20 | 1:35.801 | 10 | 1:36.052 | 13 |
| 3 | 84 | Francesco | ITA | | | BVM Racing | ITA | Dallara F320 Spiess | 1:35.525 | 18 | 1:35.563 | 17 | 1:35.606 | 19 | 1:35.648 | 15 | 1:36.016 | 6 |
| 4 | 10 | Juju Noda | JPN | R | 1 | Noda Racing | JPN | Dallara F320 Spiess | 1:35.579 | 20 | 1:35.663 | 19 | 1:35.676 | 22 | 1:35.868 | 14 | 1:35.873 | 13 |
| 5 | 73 | Cian Shields | GBR | | | Team Motopark | DEU | Dallara F320 Spiess | 1:35.626 | 18 | 1:35.654 | 17 | 1:36.055 | 20 | 1:36.210 | 11 | 1:36.221 | 10 |
| 6 | 26 | Jakob Bergmeister | DEU | R | 2 | Team Motopark | DEU | Dallara F320 Spiess | 1:35.929 | 17 | 1:35.943 | 18 | 1:36.030 | 13 | 1:36.120 | 12 | 1:36.277 | 19 |
| 7 | 21 | Josh Mason | GBR | | | CryptoTower Racing | JPN | Dallara F320 Spiess | 1:35.999 | 13 | 1:36.194 | 9 | 1:36.262 | 8 | 1:36.873 | 4 | 1:37.391 | 3 |
| 8 | 20 | Benjamin Berta | HUN | | | CryptoTower Racing | JPN | Dallara F320 Spiess | 1:36.558 | 18 | 1:36.570 | 17 | 1:36.644 | 11 | 1:36.687 | 15 | 1:36.926 | 9 |
| 9 | 7 | Vladimir Netusil | CZE | GC | 1 | Effective Racing | CZE | Dallara F320 HWA | 1:39.412 | 9 | 1:39.590 | 7 | 1:39.708 | 4 | 1:39.765 | 8 | 1:40.749 | 3 |





Hungaroring
Euroformula Open
Private test - 4
Best 5 Top Speeds



| Clas | Nº | Driver | Nat | Cat | Cls | Team | Nat | Vehicle | Top 1 | | Top 2 | | Top 3 | | Top 4 | | Top 5 | | Avg | |
|------|----|---------------------|-----|-----|-----|-------------------------|------------------|---------------------|---------------------|-------|-------|-------|-------|-------|-------|-------|-------|-------|-------|-------|
| | | | | | | | | | Km/h | Lap | Km/h | Lap | Km/h | Lap | Km/h | Lap | Km/h | Lap | | |
| 1 | 84 | Francesco Simonazzi | | ITA | | BVM Racing | | Dallara F320 Spiess | 219.9 | 11 | 219.5 | 10 | 219.5 | 15 | 219.5 | 19 | 219.0 | 8 | 219.5 | |
| 2 | 10 | Juju Noda | | JPN | R | 1 | Noda Racing | | Dallara F320 Spiess | 218.6 | 6 | 217.7 | 13 | 217.7 | 20 | 217.7 | 21 | 217.7 | 22 | 217.9 |
| 3 | 20 | Benjamin Berta | | HUN | | CryptoTower Racing Team | | Dallara F320 Spiess | 218.6 | 10 | 218.6 | 12 | 218.1 | 4 | 218.1 | 16 | 217.7 | 19 | 218.2 | |
| 4 | 23 | Bryce Aron | | USA | | Team Motopark | | Dallara F320 Spiess | 218.6 | 12 | 218.1 | 11 | 217.7 | 13 | 217.7 | 14 | 217.3 | 7 | 217.9 | |
| 5 | 73 | Cian Shields | | GBR | | Team Motopark | | Dallara F320 Spiess | 218.6 | 11 | 218.6 | 18 | 218.1 | 14 | 217.3 | 4 | 217.3 | 12 | 218.0 | |
| 6 | 7 | Vladimir Netusil | | CZE | GC | 1 | Effective Racing | | Dallara F320 HWA | 218.1 | 10 | 217.7 | 8 | 217.3 | 4 | 217.3 | 9 | 217.3 | 15 | 217.5 |
| 7 | 19 | Noel Leon | | MEX | | Team Motopark | | Dallara F320 Spiess | 218.1 | 12 | 218.1 | 18 | 217.7 | 5 | 217.7 | 10 | 217.7 | 11 | 217.9 | |
| 8 | 26 | Jakob Bergmeister | | DEU | R | 2 | Team Motopark | | Dallara F320 Spiess | 218.1 | 18 | 218.1 | 19 | 217.7 | 13 | 217.7 | 20 | 217.7 | 21 | 217.9 |
| 9 | 21 | Josh Mason | | GBR | | CryptoTower Racing Team | | Dallara F320 Spiess | 217.7 | 9 | 217.3 | 5 | 216.8 | 4 | 216.4 | 13 | 216.4 | 14 | 216.9 | |





Hungaroring
Euroformula Open
Private test - 4
Fastest Laps Sequence



| Lap | Time of Day | Session Time | Nº | Driver | Nat | Cat | Team | Nat | Vehicle | Time | Km/h |
|-----|--------------|--------------|----|---------------------|-----|-----|---------------|-----|-------------------------|----------|-------|
| 2 | 17:13:37.546 | 3:37.546 | 10 | Juju Noda | | JPN | R Noda Racing | | JPN Dallara F320 Spiess | 1:39.367 | 158.7 |
| 3 | 17:15:14.523 | 5:14.523 | 10 | Juju Noda | | JPN | R Noda Racing | | JPN Dallara F320 Spiess | 1:36.977 | 162.6 |
| 4 | 17:16:50.901 | 6:50.901 | 10 | Juju Noda | | JPN | R Noda Racing | | JPN Dallara F320 Spiess | 1:36.378 | 163.6 |
| 4 | 17:17:20.733 | 7:20.733 | 19 | Noel Leon | | MEX | Team Motopark | | DEU Dallara F320 Spiess | 1:36.272 | 163.8 |
| 6 | 17:20:50.087 | 10:50.087 | 19 | Noel Leon | | MEX | Team Motopark | | DEU Dallara F320 Spiess | 1:36.122 | 164.0 |
| 4 | 17:28:23.829 | 18:23.829 | 84 | Francesco Simonazzi | | ITA | BVM Racing | | ITA Dallara F320 Spiess | 1:36.113 | 164.0 |
| 6 | 17:31:47.898 | 21:47.898 | 84 | Francesco Simonazzi | | ITA | BVM Racing | | ITA Dallara F320 Spiess | 1:36.016 | 164.2 |
| 10 | 17:32:20.791 | 22:20.791 | 23 | Bryce Aron | | USA | Team Motopark | | DEU Dallara F320 Spiess | 1:35.801 | 164.6 |
| 11 | 17:33:56.414 | 23:56.414 | 23 | Bryce Aron | | USA | Team Motopark | | DEU Dallara F320 Spiess | 1:35.623 | 164.9 |
| 11 | 17:36:26.155 | 26:26.155 | 19 | Noel Leon | | MEX | Team Motopark | | DEU Dallara F320 Spiess | 1:35.314 | 165.4 |
| 17 | 17:52:01.265 | 42:01.265 | 23 | Bryce Aron | | USA | Team Motopark | | DEU Dallara F320 Spiess | 1:35.243 | 165.5 |
| 17 | 17:53:43.230 | 43:43.230 | 19 | Noel Leon | | MEX | Team Motopark | | DEU Dallara F320 Spiess | 1:35.073 | 165.8 |
| 18 | 17:55:18.217 | 45:18.217 | 19 | Noel Leon | | MEX | Team Motopark | | DEU Dallara F320 Spiess | 1:34.987 | 166.0 |



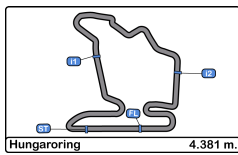


Hungaroring
Euroformula Open
Private test - 4
Event Best Maximum Speed



| N° | Driver | Nat | Cat | Clas | Team | Nat | Vehicle | Km/h | Session |
|-----|---------------------|-----|-----|------|-------------------------|-----|---------------------|-------|------------------|
| 84 | Francesco Simonazzi | | ITA | | BVM Racing | | Dallara F320 Spiess | 223.6 | Private test - 1 |
| 20 | Benjamin Berta | | HUN | | CryptoTower Racing Team | | Dallara F320 Spiess | 221.3 | Private test - 2 |
| 73 | Cian Shields | | GBR | | Team Motopark | | Dallara F320 Spiess | 220.8 | Private test - 1 |
| 10 | Juju Noda | | JPN | R 1 | Noda Racing | | Dallara F320 Spiess | 220.8 | Private test - 1 |
| 7 | Vladimir Netusil | | CZE | GC 1 | Effective Racing | | Dallara F320 HWA | 220.4 | Private test - 1 |
| 26 | Jakob Bergmeister | | DEU | R 2 | Team Motopark | | Dallara F320 Spiess | 220.4 | Private test - 2 |
| 23 | Bryce Aron | | USA | | Team Motopark | | Dallara F320 Spiess | 219.0 | Private test - 1 |
| 19 | Noel Leon | | MEX | | Team Motopark | | Dallara F320 Spiess | 219.0 | Private test - 2 |
| 212 | Paolo Brajnik | | SRB | GC 2 | NV Racing | | Dallara F320 Spiess | 218.1 | Private test - 1 |
| 21 | Josh Mason | | GBR | | CryptoTower Racing Team | | Dallara F320 Spiess | 217.7 | Private test - 4 |





Hungaroring
Euroformula Open
Private test - 4
Pit Stop Analysis



7 Vladimir Netusil Dallara F320 HWA
 GC Effective Racing

| N° | In Day Time | In Time | Out Time | Pit Time | T. Pit Time | Handicap | Diff. |
|----|--------------|--------------|--------------|----------|-------------|----------|-------|
| 1 | 17:18:44.846 | 17:18:44.846 | 17:22:17.537 | 3:32.691 | 3:32.691 | | |
| 2 | 17:30:38.009 | 17:30:38.009 | 17:36:58.002 | 6:19.993 | 9:52.684 | | |
| 3 | 17:40:32.522 | 17:40:32.522 | 17:47:18.862 | 6:46.340 | 16:39.024 | | |

10 Juju Noda Dallara F320 Spiess
 Rookie Noda Racing

| N° | In Day Time | In Time | Out Time | Pit Time | T. Pit Time | Handicap | Diff. |
|----|--------------|--------------|--------------|----------|-------------|----------|-------|
| 1 | 17:20:16.667 | 17:20:16.667 | 17:24:31.203 | 4:14.536 | 4:14.536 | | |
| 2 | 17:31:13.498 | 17:31:13.498 | 17:35:00.658 | 3:47.160 | 8:01.696 | | |
| 3 | 17:43:31.028 | 17:43:31.028 | 17:48:49.491 | 5:18.463 | 13:20.159 | | |

19 Noel Leon Dallara F320 Spiess
 Team Motopark

| N° | In Day Time | In Time | Out Time | Pit Time | T. Pit Time | Handicap | Diff. |
|----|--------------|--------------|--------------|----------|-------------|----------|-------|
| 1 | 17:22:29.275 | 17:22:29.275 | 17:29:42.203 | 7:12.928 | 7:12.928 | | |
| 2 | 17:41:44.472 | 17:41:44.472 | 17:48:38.143 | 6:53.671 | 14:06.599 | | |

20 Benjamin Berta Dallara F320 Spiess
 CryptoTower Racing Team

| N° | In Day Time | In Time | Out Time | Pit Time | T. Pit Time | Handicap | Diff. |
|----|--------------|--------------|--------------|----------|-------------|----------|-------|
| 1 | 17:20:48.397 | 17:20:48.397 | 17:26:38.202 | 5:49.805 | 5:49.805 | | |
| 2 | 17:37:07.065 | 17:37:07.065 | 17:46:29.687 | 9:22.622 | 15:12.427 | | |

21 Josh Mason Dallara F320 Spiess
 CryptoTower Racing Team

| N° | In Day Time | In Time | Out Time | Pit Time | T. Pit Time | Handicap | Diff. |
|----|--------------|--------------|--------------|-----------|-------------|----------|-------|
| 1 | 17:18:50.486 | 17:18:50.486 | 17:26:52.008 | 8:01.522 | 8:01.522 | | |
| 2 | 17:35:24.149 | 17:35:24.149 | 17:50:30.326 | 15:06.177 | 23:07.699 | | |

23 Bryce Aron Dallara F320 Spiess
 Team Motopark

| N° | In Day Time | In Time | Out Time | Pit Time | T. Pit Time | Handicap | Diff. |
|----|--------------|--------------|--------------|----------|-------------|----------|-------|
| 1 | 17:22:15.951 | 17:22:15.951 | 17:27:19.596 | 5:03.645 | 5:03.645 | | |
| 2 | 17:39:01.833 | 17:39:01.833 | 17:47:02.976 | 8:01.143 | 13:04.788 | | |

26 Jakob Bergmeister Dallara F320 Spiess
 Rookie Team Motopark

| N° | In Day Time | In Time | Out Time | Pit Time | T. Pit Time | Handicap | Diff. |
|----|--------------|--------------|--------------|----------|-------------|----------|-------|
| 1 | 17:24:17.228 | 17:24:17.228 | 17:29:18.367 | 5:01.139 | 5:01.139 | | |
| 2 | 17:39:21.772 | 17:39:21.772 | 17:46:16.728 | 6:54.956 | 11:56.095 | | |

73 Cian Shields Dallara F320 Spiess
 Team Motopark

| N° | In Day Time | In Time | Out Time | Pit Time | T. Pit Time | Handicap | Diff. |
|----|--------------|--------------|--------------|----------|-------------|----------|-------|
| 1 | 17:27:16.586 | 17:27:16.586 | 17:33:08.322 | 5:51.736 | 5:51.736 | | |
| 2 | 17:45:24.313 | 17:45:24.313 | 17:49:04.709 | 3:40.396 | 9:32.132 | | |

84 Francesco Simonazzi Dallara F320 Spiess
 BVM Racing

| N° | In Day Time | In Time | Out Time | Pit Time | T. Pit Time | Handicap | Diff. |
|----|--------------|--------------|--------------|----------|-------------|----------|-------|
| 1 | 17:40:16.515 | 17:40:16.515 | 17:47:40.692 | 7:24.177 | 7:24.177 | | |

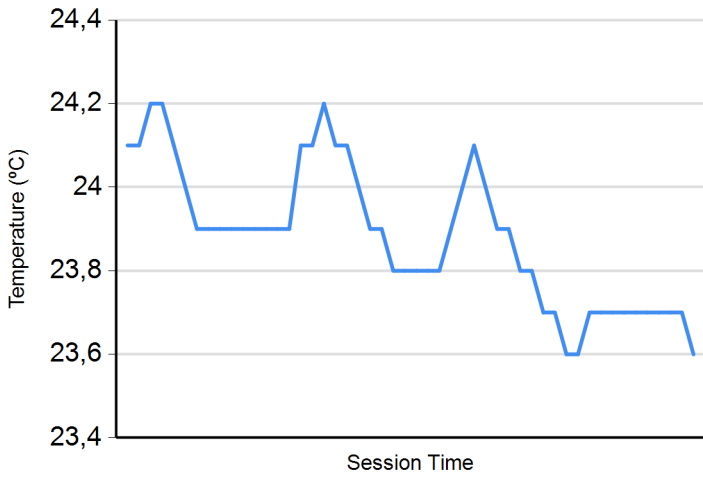




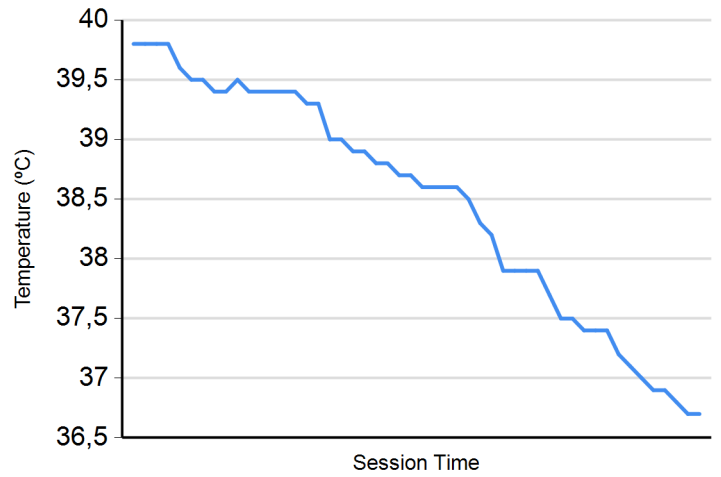
Hungaroring
Euroformula Open
Private test - 4
Weather Report



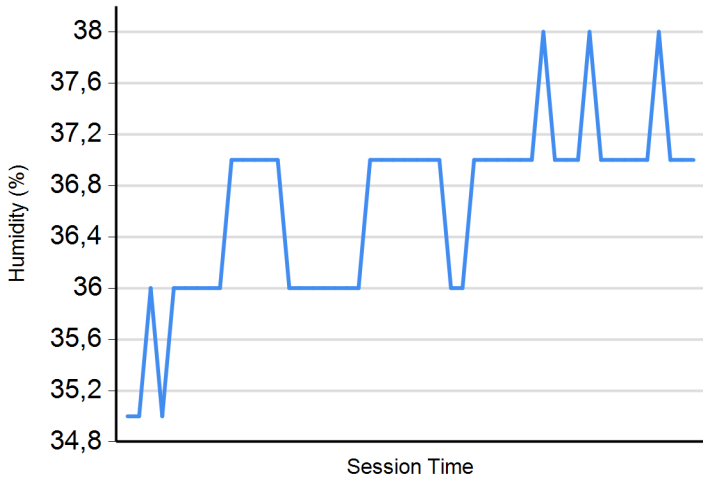
Air Temperature



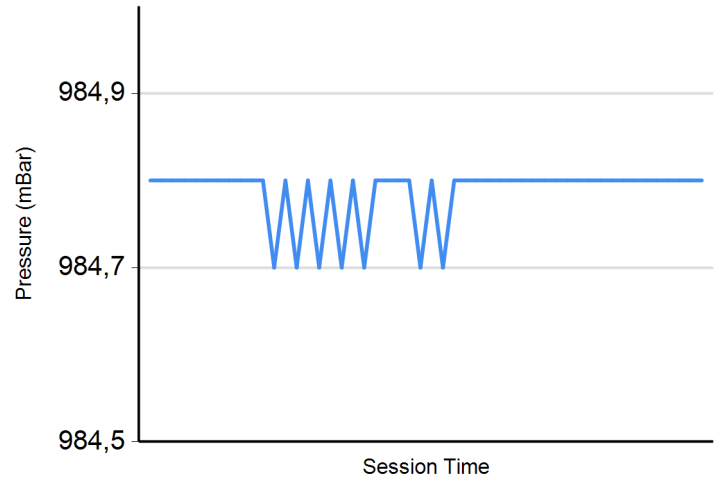
Track Temperature



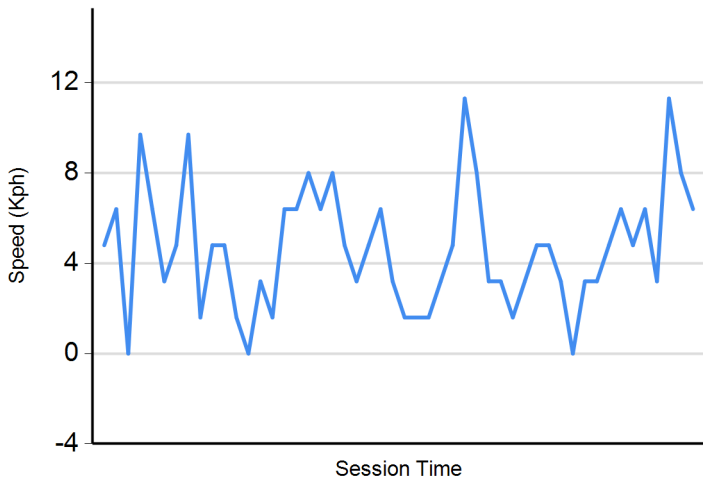
Humidity



Pressure

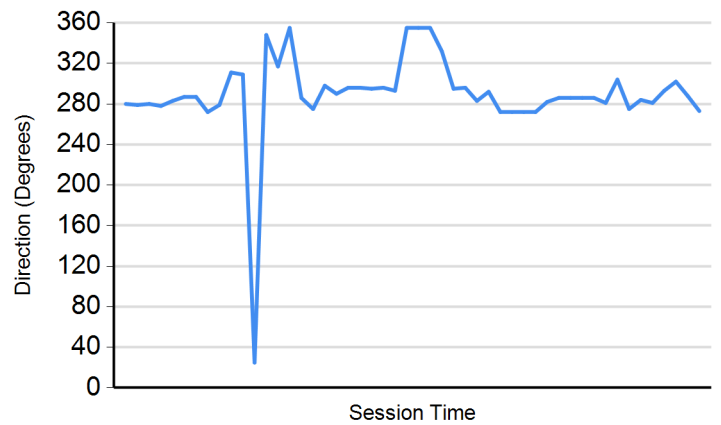


Wind Speed



Wind direction

North = 0°/360° Est = 90° South = 180° West= 270°





Hungaroring
Euroformula Open
Private Test - 1 - 2 - 3 - 4
Combined Results



| Cls | N° | Driver | Nat | Cat | Clas | Team | Nat | Vehicle | Laps | PT1 | PT2 | PT3 | PT4 | Best | Gap | Inter. | Km/h | | | | |
|-----|----|---------------------|-----|-----|------|-------------------------|-----|---------------------|------|----------|-----|----------|-----|-----------------|-----|-----------------|------|-----------------|-------|-------|-------|
| 1 | 19 | Noel Leon | MEX | | | Team Motopark | DEU | Dallara F320 Spiess | 56 | 1:36.665 | 5 | 1:35.857 | 18 | 1:49.490 | 7 | 1:34.987 | 18 | 1:34.987 | | | 166.0 |
| 2 | 23 | Bryce Aron | USA | | | Team Motopark | DEU | Dallara F320 Spiess | 75 | 1:36.816 | 9 | 1:36.744 | 18 | 1:36.854 | 10 | 1:35.243 | 17 | 1:35.243 | 0.256 | 0.256 | 165.5 |
| 3 | 84 | Francesco Simonazzi | ITA | | | BVM Racing | ITA | Dallara F320 Spiess | 80 | 1:36.605 | 16 | 1:36.104 | 21 | 1:36.847 | 3 | 1:35.525 | 18 | 1:35.525 | 0.538 | 0.282 | 165.1 |
| 4 | 10 | Juju Noda | JPN | R | 1 | Noda Racing | JPN | Dallara F320 Spiess | 87 | 1:37.666 | 19 | 1:35.628 | 21 | 1:36.300 | 10 | 1:35.579 | 20 | 1:35.579 | 0.592 | 0.054 | 165.0 |
| 5 | 73 | Cian Shields | GBR | | | Team Motopark | DEU | Dallara F320 Spiess | 79 | 1:37.301 | 16 | 1:36.434 | 18 | 1:37.220 | 16 | 1:35.626 | 18 | 1:35.626 | 0.639 | 0.047 | 164.9 |
| 6 | 26 | Jakob Bergmeister | DEU | R | 2 | Team Motopark | DEU | Dallara F320 Spiess | 79 | 1:36.869 | 18 | 1:36.888 | 17 | 1:37.257 | 11 | 1:35.929 | 17 | 1:35.929 | 0.942 | 0.303 | 164.4 |
| 7 | 21 | Josh Mason | GBR | | | CryptoTower Racing Team | JPN | Dallara F320 Spiess | 64 | 1:37.107 | 14 | 1:36.799 | 19 | 1:37.246 | 12 | 1:35.999 | 13 | 1:35.999 | 1.012 | 0.070 | 164.2 |
| 8 | 20 | Benjamin Berta | HUN | | | CryptoTower Racing Team | JPN | Dallara F320 Spiess | 65 | 1:37.447 | 5 | 1:36.872 | 19 | 1:37.322 | 3 | 1:36.558 | 18 | 1:36.558 | 1.571 | 0.559 | 163.3 |
| 9 | 7 | Vladimir Netusil | CZE | GC | 1 | Effective Racing | CZE | Dallara F320 HWA | 73 | 1:40.369 | 10 | 1:39.478 | 15 | 1:37.849 | 5 | 1:39.412 | 9 | 1:37.849 | 2.862 | 1.291 | 161.1 |
| 10 | 21 | Paolo Brajnik | SRB | GC | 2 | NV Racing | SRB | Dallara F320 Spiess | 41 | 1:40.886 | 7 | 1:39.357 | 6 | 1:38.963 | 5 | 1:38.963 | | 1:38.963 | 3.976 | 1.114 | 159.3 |

Published at:.....

Race Director:

Timekeeper:

