



Hungaroring
Euroformula Open
Race - 1
Provisional Results



Clas	Nº	Driver	Nat	Cat	Clas	Team	Nat	Vehicle	Laps	Total Time	Gap	Interval	Km/h	Best	Time	Km/h
1	19	Noel Leon	MEX			Team Motopark	DEU	Dallara F320 Spiess	17	27:32.669			162.2	5	1:36.414	163.5
2	73	Cian Shields	GBR			Team Motopark	DEU	Dallara F320 Spiess	17	27:37.903	5.234	5.234	161.7	9	1:36.800	162.9
3	21	Josh Mason	GBR			CryptoTower Racing Team	JPN	Dallara F320 Spiess	17	27:38.918	6.249	1.015	161.6	6	1:36.769	162.9
4	84	Francesco Simonazzi	ITA			BVM Racing	ITA	Dallara F320 Spiess	17	27:39.471	6.802	0.553	161.5	5	1:36.756	163.0
5	10	Juju Noda	JPN	R	1	Noda Racing	JPN	Dallara F320 Spiess	17	27:40.106	7.437	0.635	161.5	8	1:36.462	163.5
6	23	Bryce Aron	USA			Team Motopark	DEU	Dallara F320 Spiess	17	27:40.949	8.280	0.843	161.4	9	1:36.820	162.8
7	20	Benjamin Berta	HUN			CryptoTower Racing Team	JPN	Dallara F320 Spiess	17	27:47.015	14.346	6.066	160.8	10	1:37.129	162.3
8	26	Jakob Bergmeister	DEU	R	2	Team Motopark	DEU	Dallara F320 Spiess	17	27:51.896	19.227	4.881	160.3	17	1:37.259	162.1
9	7	Vladimir Netusil	CZE	GC	1	Effective Racing	CZE	Dallara F320 HWA	17	28:09.971	37.302	18.075	158.6	6	1:37.945	161.0
Not classified: (Requirements: 75% of number laps of leader = 13 Laps)																
	212	Paolo Brajnik	SRB	GC		NV Racing	SRB	Dallara F320 Spiess	8	13:39.077	9 Laps	9 Laps	154.0	5	1:38.423	160.2

Fastest lap Noel Leon in 1:36.414 at 163.5 Km/h in lap 5

Published at:.....


Track Temp: 39.0 °C Air Temp: 23.6 °C Humidity: 45 % Track Status: DRY

Race Director:

Neus Santamaría Sanromà

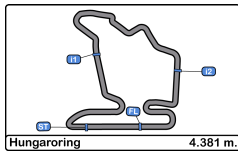
DPB-0819-ESP/CAT

Timekeeper:


 Luis Garcia

JOB-1605-ESP/M





Hungaroring
Euroformula Open
Race - 1
Provisional Results by Category



Rookie																
Clas	Nº	Driver	Nat	Cat	Clas	Team	Nat	Vehicle	Laps	Total Time	Gap	Interval	Km/h	Best	Time	Km/h
1	10	Juju Noda		R	1	Noda Racing		Dallara F320 Spiess	17	27:40.106			161.5	8	1:36.462	163.5
2	26	Jakob Bergmeister		R	2	Team Motopark		Dallara F320 Spiess	17	27:51.896	11.790	11.790	160.3	17	1:37.259	162.1

GC																
Clas	Nº	Driver	Nat	Cat	Clas	Team	Nat	Vehicle	Laps	Total Time	Gap	Interval	Km/h	Best	Time	Km/h
1	7	Vladimir Netusil		GC	1	Effective Racing		Dallara F320 HWA	17	28:09.971			158.6	6	1:37.945	161.0

Not classified: (Requirements: 75% of number laps of leader = 13 Laps)

212	Paolo Brajnik		SRB	GC	2	NV Racing		Dallara F320 Spiess	8	13:39.077	9 Laps	9 Laps	154.0	5	1:38.423	160.2
-----	---------------	--	-----	----	---	-----------	--	---------------------	---	------------------	--------	--------	-------	---	----------	-------

Clas	Nº	Driver	Nat	Cat	Clas	Team	Nat	Vehicle	Laps	Total Time	Gap	Interval	Km/h	Best	Time	Km/h
1	19	Noel Leon				Team Motopark		Dallara F320 Spiess	17	27:32.669			162.2	5	1:36.414	163.5
2	73	Cian Shields				Team Motopark		Dallara F320 Spiess	17	27:37.903	5.234	5.234	161.7	9	1:36.800	162.9
3	21	Josh Mason				CryptoTower Racing Team		Dallara F320 Spiess	17	27:38.918	6.249	1.015	161.6	6	1:36.769	162.9
4	84	Francesco Simonazzi				BVM Racing		Dallara F320 Spiess	17	27:39.471	6.802	0.553	161.5	5	1:36.756	163.0
5	23	Bryce Aron				Team Motopark		Dallara F320 Spiess	17	27:40.949	8.280	1.478	161.4	9	1:36.820	162.8
6	20	Benjamin Berta				CryptoTower Racing Team		Dallara F320 Spiess	17	27:47.015	14.346	6.066	160.8	10	1:37.129	162.3

Fastest lap Noel Leon in 1:36.414 at 163.5 Km/h in lap 5

Published at:.....

Track Temp: **39.0 °C** Air Temp: **23.6 °C** Humidity: **45 %** Track Status: **DRY**

Race Director:

Neus Santamaría Sanromà

DPB-0819-ESP/CAT

Timekeeper:

Luis Garcia

JOB-1605-ESP/M





Hungaroring
Euroformula Open
Race - 1



Provisional Classification by Driver Fastest Lap

Clas	Nº	Driver	Nat	Cat	Clas	Team	Nat	Vehicle	Laps	Best	Time	Gap	Interval	Km/h	
1	19	Noel Leon		MEX		Team Motopark		Dallara F320 Spiess	17	5	1:36.414			163.5	
2	10	Juju Noda		JPN	R	1	Noda Racing		Dallara F320 Spiess	17	8	1:36.462	0.048	0.048	163.5
3	84	Francesco Simonazzi		ITA		BVM Racing		Dallara F320 Spiess	17	5	1:36.756	0.342	0.294	163.0	
4	21	Josh Mason		GBR		CryptoTower Racing Team		Dallara F320 Spiess	17	6	1:36.769	0.355	0.013	162.9	
5	73	Cian Shields		GBR		Team Motopark		Dallara F320 Spiess	17	9	1:36.800	0.386	0.031	162.9	
6	23	Bryce Aron		USA		Team Motopark		Dallara F320 Spiess	17	9	1:36.820	0.406	0.020	162.8	
7	20	Benjamin Berta		HUN		CryptoTower Racing Team		Dallara F320 Spiess	17	10	1:37.129	0.715	0.309	162.3	
8	26	Jakob Bergmeister		DEU	R	2	Team Motopark		Dallara F320 Spiess	17	17	1:37.259	0.845	0.130	162.1
9	7	Vladimir Netusil		CZE	GC	1	Effective Racing		Dallara F320 HWA	17	6	1:37.945	1.531	0.686	161.0
10	212	Paolo Brajnik		SRB	GC	2	NV Racing		Dallara F320 Spiess	8	5	1:38.423	2.009	0.478	160.2





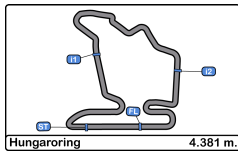
Hungaroring Euroformula Open Race - 1



Distance and Speed Average

Clas	Nº	Driver	Nat	Cat	Clas	Team	Nat	Vehicle	Laps	Distance	Total Time	Km/h
1	19	Noel Leon	MEX			Team Motopark	DEU	Dallara F320 Spiess	17	74.47	27:32.669	162.2
2	73	Cian Shields	GBR			Team Motopark	DEU	Dallara F320 Spiess	17	74.47	27:37.903	161.7
3	21	Josh Mason	GBR			CryptoTower Racing Team	JPN	Dallara F320 Spiess	17	74.47	27:38.918	161.6
4	84	Francesco Simonazzi	ITA			BVM Racing	ITA	Dallara F320 Spiess	17	74.47	27:39.471	161.5
5	10	Juju Noda	JPN	R	1	Noda Racing	JPN	Dallara F320 Spiess	17	74.47	27:40.106	161.5
6	23	Bryce Aron	USA			Team Motopark	DEU	Dallara F320 Spiess	17	74.47	27:40.949	161.4
7	20	Benjamin Berta	HUN			CryptoTower Racing Team	JPN	Dallara F320 Spiess	17	74.47	27:47.015	160.8
8	26	Jakob Bergmeister	DEU	R	2	Team Motopark	DEU	Dallara F320 Spiess	17	74.47	27:51.896	160.3
9	7	Vladimir Netusil	CZE	GC	1	Effective Racing	CZE	Dallara F320 HWA	17	74.47	28:09.971	158.6
10	212	Paolo Brajnik	SRB	GC	2	NV Racing	SRB	Dallara F320 Spiess	8	35.04	13:39.077	154.0





Hungaroring
Euroformula Open
Race - 1
Lap Analysis



7 Vladimir Netusil Dallara F320 HWA **19** Noel Leon Dallara F320 Spiess

GC Effective Racing Team Motopark

Lap D	Time	Sector 1	Sector 2	Sector 3	T. Spd	Elapsed	Lap D	Time	Sector 1	Sector 2	Sector 3	T. Spd	Elapsed
1	1:47.428	43.074	36.793	27.561	186.5	1:47.428	1	1:41.989	40.979	34.395	26.615	180.0	1:41.989
2	1:38.690	36.550	34.992	27.148	218.6	3:26.118	2	1:37.025	36.392	34.062	26.571	214.7	3:19.014
3	1:39.216	36.353	35.640	27.223	216.8	5:05.334	3	1:36.692	36.219	33.863	26.610	214.7	4:55.706
4	1:38.336	36.319	34.912	27.105	217.3	6:43.670	4	1:36.600	35.987	34.070	26.543	215.5	6:32.306
5	1:37.950	36.203	34.753	26.994	217.7	8:21.620	5	1:36.414	36.003	33.839	26.572	215.5	8:08.720
6	1:37.945	36.335	34.641	26.969	217.7	9:59.565	6	1:36.420	36.110	33.837	26.473	216.8	9:45.140
7	1:38.503	36.245	34.899	27.359	218.6	11:38.068	7	1:36.557	36.011	33.913	26.633	216.4	11:21.697
8	1:38.459	36.252	35.097	27.110	217.7	13:16.527	8	1:36.431	36.044	33.819	26.568	215.5	12:58.128
9	1:38.794	36.394	35.157	27.243	218.1	14:55.321	9	1:36.969	36.208	34.207	26.554	216.8	14:35.097
10	1:39.693	36.657	35.453	27.583	217.3	16:35.014	10	1:36.711	36.132	34.017	26.562	216.8	16:11.808
11	1:39.196	36.615	35.158	27.423	217.7	18:14.210	11	1:36.816	36.139	34.032	26.645	216.0	17:48.624
12	1:39.462	36.770	35.276	27.416	217.7	19:53.672	12	1:36.910	36.091	34.115	26.704	216.4	19:25.534
13	1:38.963	36.499	35.069	27.395	216.4	21:32.635	13	1:36.940	36.161	34.047	26.732	216.4	21:02.474
14	1:39.434	36.551	35.375	27.508	216.8	23:12.069	14	1:37.230	36.289	34.276	26.665	216.0	22:39.704
15	1:38.925	36.674	34.887	27.364	218.1	24:50.994	15	1:37.241	36.270	34.174	26.797	216.4	24:16.945
16	1:39.414	36.737	35.182	27.495	216.4	26:30.408	16	1:37.217	36.238	34.261	26.718	216.8	25:54.162
17	1:39.563	36.692	35.148	27.723	216.4	28:09.971	17	1:38.507	36.651	34.818	27.038	216.4	27:32.669

10 Juju Noda Dallara F320 Spiess **20** Benjamin Berta Dallara F320 Spiess

Rookie Noda Racing CryptoTower Racing Team

Lap D	Time	Sector 1	Sector 2	Sector 3	T. Spd	Elapsed	Lap D	Time	Sector 1	Sector 2	Sector 3	T. Spd	Elapsed
1	1:44.959	41.952	36.029	26.978	188.8	1:44.959	1	1:46.875	42.822	36.557	27.496	189.1	1:46.875
2	1:37.788	36.193	34.673	26.922	219.0	3:22.747	2	1:38.181	36.198	34.808	27.175	218.6	3:25.056
3	1:38.067	36.116	34.880	27.071	218.1	5:00.814	3	1:37.809	36.094	34.588	27.127	218.1	5:02.865
4	1:37.582	35.938	34.825	26.819	218.6	6:38.396	4	1:37.669	36.035	34.566	27.068	218.6	6:40.534
5	1:37.053	35.985	34.317	26.751	218.1	8:15.449	5	1:37.576	36.063	34.479	27.034	219.9	8:18.110
6	1:36.522	35.837	34.183	26.502	218.6	9:51.971	6	1:37.498	36.109	34.407	26.982	219.0	9:55.608
7	1:36.724	35.730	34.297	26.697	218.6	11:28.695	7	1:37.636	36.150	34.395	27.091	219.0	11:33.244
8	1:36.462	35.789	34.016	26.657	218.1	13:05.157	8	1:37.514	35.954	34.409	27.151	218.6	13:10.758
9	1:36.839	35.793	34.309	26.737	220.8	14:41.996	9	1:37.228	36.222	34.330	26.676	218.1	14:47.986
10	1:36.821	35.844	34.226	26.751	220.8	16:18.817	10	1:37.129	35.995	34.249	26.885	217.7	16:25.115
11	1:37.548	35.934	34.603	27.011	220.8	17:56.365	11	1:37.416	36.156	34.363	26.897	217.7	18:02.531
12	1:36.973	35.893	34.308	26.772	221.7	19:33.338	12	1:37.580	36.092	34.561	26.927	217.7	19:40.111
13	1:37.279	35.778	34.608	26.893	222.2	21:10.617	13	1:37.310	35.992	34.356	26.962	217.3	21:17.421
14	1:37.421	35.937	34.540	26.944	221.7	22:48.038	14	1:37.342	36.012	34.511	26.819	217.3	22:54.763
15	1:37.486	35.936	34.683	26.867	220.8	24:25.524	15	1:37.505	36.074	34.541	26.890	217.7	24:32.268
16	1:37.376	35.902	34.525	26.949	220.4	26:02.900	16	1:37.447	36.046	34.523	26.878	216.8	26:09.715
17	1:37.206	35.915	34.267	27.024	220.4	27:40.106	17	1:37.300	36.010	34.324	26.966	217.7	27:47.015





Hungaroring
Euroformula Open
Race - 1
Lap Analysis



21 Josh Mason Dallara F320 Spiess **26** Jakob Bergmeister Dallara F320 Spiess

CryptoTower Racing Team Rookie Team Motopark

Lap D	Time	Sector 1	Sector 2	Sector 3	T. Spd	Elapsed	Lap D	Time	Sector 1	Sector 2	Sector 3	T. Spd	Elapsed
1	1:43.522	41.629	35.017	26.876	184.3	1:43.522	1	1:46.303	42.616	36.375	27.312	185.2	1:46.303
2	1:37.526	36.143	34.593	26.790	218.6	3:21.048	2	1:37.963	36.429	34.648	26.886	217.7	3:24.266
3	1:37.244	36.143	34.415	26.686	217.7	4:58.292	3	1:37.727	36.204	34.520	27.003	216.8	5:01.993
4	1:37.135	36.054	34.428	26.653	218.6	6:35.427	4	1:37.888	36.065	34.911	26.912	218.6	6:39.881
5	1:36.877	36.014	34.203	26.660	218.6	8:12.304	5	1:37.537	36.166	34.499	26.872	219.5	8:17.418
6	1:36.769	35.999	34.144	26.626	218.6	9:49.073	6	1:37.527	36.258	34.459	26.810	217.3	9:54.945
7	1:37.178	36.088	34.330	26.760	219.5	11:26.251	7	1:37.495	36.102	34.514	26.879	219.0	11:32.440
8	1:37.165	36.126	34.333	26.706	218.6	13:03.416	8	1:38.935	36.029	34.639	28.267	217.3	13:11.375
9	1:37.065	36.070	34.295	26.700	220.4	14:40.481	9	1:37.816	36.242	34.703	26.871	220.8	14:49.191
10	1:37.007	35.972	34.323	26.712	218.6	16:17.488	10	1:37.562	36.104	34.668	26.790	219.5	16:26.753
11	1:37.232	36.188	34.303	26.741	218.6	17:54.720	11	1:37.434	36.149	34.435	26.850	219.0	18:04.187
12	1:37.306	36.050	34.462	26.794	219.0	19:32.026	12	1:38.428	36.666	34.746	27.016	219.0	19:42.615
13	1:37.342	35.968	34.545	26.829	218.6	21:09.368	13	1:38.037	36.063	34.934	27.040	218.6	21:20.652
14	1:37.247	36.082	34.400	26.765	218.1	22:46.615	14	1:38.467	36.570	34.977	26.920	217.3	22:59.119
15	1:37.073	36.043	34.316	26.714	219.0	24:23.688	15	1:37.466	35.984	34.646	26.836	217.7	24:36.585
16	1:37.360	36.069	34.481	26.810	219.5	26:01.048	16	1:38.052	35.989	35.036	27.027	217.3	26:14.637
17	1:37.870	36.219	34.642	27.009	219.5	27:38.918	17	1:37.259	35.938	34.378	26.943	217.7	27:51.896

23 Bryce Aron Dallara F320 Spiess **73** Cian Shields Dallara F320 Spiess

Team Motopark Team Motopark

Lap D	Time	Sector 1	Sector 2	Sector 3	T. Spd	Elapsed	Lap D	Time	Sector 1	Sector 2	Sector 3	T. Spd	Elapsed
1	1:45.517	42.179	36.228	27.110	190.4	1:45.517	1	1:42.966	41.216	34.852	26.898	180.9	1:42.966
2	1:37.695	36.162	34.527	27.006	219.5	3:23.212	2	1:37.391	36.170	34.417	26.804	217.3	3:20.357
3	1:38.050	36.146	34.627	27.277	219.9	5:01.262	3	1:37.087	36.184	34.206	26.697	216.4	4:57.444
4	1:37.675	36.100	34.479	27.096	219.9	6:38.937	4	1:36.880	36.016	34.175	26.689	216.4	6:34.324
5	1:37.058	35.971	34.205	26.882	220.8	8:15.995	5	1:36.865	35.930	34.146	26.789	216.8	8:11.189
6	1:36.885	35.996	34.134	26.755	220.4	9:52.880	6	1:37.072	36.089	34.053	26.930	216.8	9:48.261
7	1:37.102	35.964	34.291	26.847	219.5	11:29.982	7	1:37.343	36.161	34.440	26.742	216.8	11:25.604
8	1:36.955	35.911	34.286	26.758	218.6	13:06.937	8	1:37.052	35.940	34.378	26.734	216.8	13:02.656
9	1:36.820	35.943	34.204	26.673	219.5	14:43.757	9	1:36.800	36.000	34.131	26.669	218.1	14:39.456
10	1:36.843	35.931	34.090	26.822	219.0	16:20.600	10	1:37.115	35.951	34.263	26.901	217.3	16:16.571
11	1:37.197	36.002	34.321	26.874	218.6	17:57.797	11	1:37.325	36.257	34.126	26.942	216.4	17:53.896
12	1:37.239	35.992	34.342	26.905	219.0	19:35.036	12	1:37.201	35.987	34.169	27.045	216.8	19:31.097
13	1:36.994	35.936	34.287	26.771	218.6	21:12.030	13	1:37.219	36.001	34.315	26.903	216.8	21:08.316
14	1:37.007	35.892	34.178	26.937	218.6	22:49.037	14	1:37.331	36.191	34.373	26.767	216.4	22:45.647
15	1:37.308	35.981	34.298	27.029	219.9	24:26.345	15	1:37.195	36.040	34.282	26.873	217.3	24:22.842
16	1:37.194	35.914	34.383	26.897	220.8	26:03.539	16	1:37.332	36.021	34.429	26.882	217.3	26:00.174
17	1:37.410	35.955	34.273	27.182	221.3	27:40.949	17	1:37.729	36.269	34.357	27.103	216.8	27:37.903





Hungaroring
Euroformula Open
Race - 1
Lap Analysis



84

Francesco Simonazzi

Dallara F320 Spiess

BVM Racing

Lap	D	Time	Sector 1	Sector 2	Sector 3	T. Spd	Elapsed
1		1:43.908	41.792	35.303	26.813	181.5	1:43.908
2		1:37.799	36.310	34.467	27.022	221.7	3:21.707
3		1:37.237	36.025	34.241	26.971	219.0	4:58.944
4		1:37.194	35.943	34.356	26.895	221.7	6:36.138
5		1:36.756	35.867	34.079	26.810	221.3	8:12.894
6		1:36.920	36.067	34.065	26.788	221.7	9:49.814
7		1:37.045	35.928	34.333	26.784	221.3	11:26.859
8		1:37.323	36.019	34.273	27.031	221.3	13:04.182
9		1:36.972	35.949	34.277	26.746	222.2	14:41.154
10		1:36.909	35.960	34.233	26.716	221.7	16:18.063
11		1:37.641	36.101	34.423	27.117	221.7	17:55.704
12		1:36.929	35.944	34.091	26.894	221.3	19:32.633
13		1:37.444	36.144	34.318	26.982	221.3	21:10.077
14		1:37.202	35.990	34.308	26.904	220.8	22:47.279
15		1:37.279	36.131	34.241	26.907	220.8	24:24.558
16		1:37.170	36.033	34.193	26.944	221.3	26:01.728
17		1:37.743	36.121	34.534	27.088	222.2	27:39.471

212

Paolo Brajnik

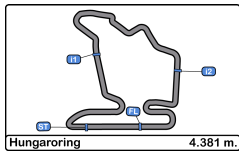
Dallara F320 Spiess

GC

NV Racing

Lap	D	Time	Sector 1	Sector 2	Sector 3	T. Spd	Elapsed
1		1:47.789	43.807	36.517	27.465	190.8	1:47.789
2		1:39.409	36.724	35.589	27.096	219.5	3:27.198
3		1:38.857	36.473	35.204	27.180	217.3	5:06.055
4		1:38.860	36.276	35.462	27.122	218.6	6:44.915
5		1:38.423	36.313	34.976	27.134	218.1	8:23.338
6		1:38.790	36.541	35.132	27.117	216.8	10:02.128
7		1:40.286	36.569	35.263	28.454	217.3	11:42.414
8		1:56.663 P	38.203	39.651	38.809	213.4	13:39.077





Hungaroring
Euroformula Open
Race - 1
Analysis by Lap



Num	Lap Time	Gap
Lap 1		
19	1:41.989	
73	1:42.966	00.977
21	1:43.522	01.533
84	1:43.908	01.919
10	1:44.959	02.970
23	1:45.517	03.528
26	1:46.303	04.314
20	1:46.875	04.886
7	1:47.428	05.439
212	1:47.789	05.800

Num	Lap Time	Gap
Lap 2		
19	1:37.025	
73	1:37.391	01.343
21	1:37.526	02.034
84	1:37.799	02.693
10	1:37.788	03.733
23	1:37.695	04.198
26	1:37.963	05.252
20	1:38.181	06.042
7	1:38.690	07.104
212	1:39.409	08.184

Num	Lap Time	Gap
Lap 3		
19	1:36.692	
73	1:37.087	01.738
21	1:37.244	02.586
84	1:37.237	03.238
10	1:38.067	05.108
23	1:38.050	05.556
26	1:37.727	06.287
20	1:37.809	07.159
7	1:39.216	09.628
212	1:38.857	10.349

Num	Lap Time	Gap
Lap 4		
19	1:36.600	
73	1:36.880	02.018
21	1:37.135	03.121
84	1:37.194	03.832
10	1:37.582	06.090
23	1:37.675	06.631
26	1:37.888	07.575
20	1:37.669	08.228
7	1:38.336	11.364
212	1:38.860	12.609

Num	Lap Time	Gap
Lap 5		
19	1:36.414	
73	1:36.865	02.469
21	1:36.877	03.584
84	1:36.756	04.174
10	1:37.053	06.729
23	1:37.058	07.275
26	1:37.537	08.698

Num	Lap Time	Gap
Lap 6		
19	1:36.420	
73	1:37.072	03.121
21	1:36.769	03.933
84	1:36.920	04.674
10	1:36.522	06.831
23	1:36.885	07.740
26	1:37.527	09.805
20	1:37.498	10.468
7	1:37.945	14.425
212	1:38.790	16.988

Num	Lap Time	Gap
Lap 7		
19	1:36.557	
73	1:37.343	03.907
21	1:37.178	04.554
84	1:37.045	05.162
10	1:36.724	06.998
23	1:37.102	08.285
26	1:37.495	10.743
20	1:37.636	11.547
7	1:38.503	16.371
212	1:40.286	20.717

Num	Lap Time	Gap
Lap 8		
19	1:36.431	
73	1:37.052	04.528
21	1:37.165	05.288
84	1:37.323	06.054
10	1:36.462	07.029
23	1:36.955	08.809
20	1:37.514	12.630
26	1:38.935	13.247
7	1:38.459	18.399
212	1:56.663	40.949

Num	Lap Time	Gap
Lap 9		
19	1:36.969	
73	1:36.800	04.359
21	1:37.065	05.384
84	1:36.972	06.057
10	1:36.839	06.899
23	1:36.820	08.660
20	1:37.228	12.889
26	1:37.816	14.094
7	1:38.794	20.224

Num	Lap Time	Gap
Lap 10		
19	1:36.711	
73	1:37.115	04.763
21	1:37.007	05.680

Num	Lap Time	Gap
Lap 11		
19	1:36.816	
73	1:37.325	05.272
21	1:37.232	06.096
84	1:37.641	07.080
10	1:37.548	07.741
23	1:37.197	09.173
20	1:37.416	13.907
26	1:37.434	15.563
7	1:39.196	25.586

Num	Lap Time	Gap
Lap 12		
19	1:36.910	
73	1:37.201	05.563
21	1:37.306	06.492
84	1:36.929	07.099
10	1:36.973	07.804
23	1:37.239	09.502
20	1:37.580	14.577
26	1:38.428	17.081
7	1:39.462	28.138

Num	Lap Time	Gap
Lap 13		
19	1:36.940	
73	1:37.219	05.842
21	1:37.342	06.894
84	1:37.444	07.603
10	1:37.279	08.143
23	1:36.994	09.556
20	1:37.310	14.947
26	1:38.037	18.178
7	1:38.963	30.161

Num	Lap Time	Gap
Lap 14		
19	1:37.230	
73	1:37.331	05.943
21	1:37.247	06.911
84	1:37.202	07.575
10	1:37.421	08.334
23	1:37.007	09.333
20	1:37.342	15.059
26	1:38.467	19.415
7	1:39.434	32.365

Num	Lap Time	Gap
Lap 15		
19	1:37.241	
73	1:37.195	05.897
21	1:37.073	06.743

Num	Lap Time	Gap
Lap 16		
19	1:37.217	
73	1:37.332	06.012
21	1:37.360	06.886
84	1:37.170	07.566
10	1:37.376	08.738
23	1:37.194	09.377
20	1:37.447	15.553
26	1:38.052	20.475
7	1:39.414	36.246

Num	Lap Time	Gap
Lap 17		
19	1:38.507	
73	1:37.729	05.234
21	1:37.870	06.249
84	1:37.743	06.802
10	1:37.206	07.437
23	1:37.410	08.280
20	1:37.300	14.346
26	1:37.259	19.227
7	1:39.563	37.302

Num	Lap Time	Gap
Lap 18		
19	1:37.279	
10	1:37.486	08.579
23	1:37.308	09.400
20	1:37.505	15.323
26	1:37.466	19.640
7	1:38.925	34.049

Num	Lap Time	Gap
Lap 19		
20	1:37.576	09.390
7	1:37.950	12.900
212	1:38.423	14.618

Num	Lap Time	Gap
Lap 20		
84	1:36.909	06.255
10	1:36.821	07.009
23	1:36.843	08.792
20	1:37.129	13.307
26	1:37.562	14.945
7	1:39.693	23.206

Num	Lap Time	Gap
Lap 21		
84	1:37.279	07.613
10	1:37.486	08.579
23	1:37.308	09.400
20	1:37.505	15.323
26	1:37.466	19.640
7	1:38.925	34.049

Num	Lap Time	Gap
Lap 22		
84	1:36.909	06.255
10	1:36.821	07.009
23	1:36.843	08.792
20	1:37.129	13.307
26	1:37.562	14.945
7	1:39.693	23.206

Num	Lap Time	Gap
Lap 23		
84	1:37.279	07.613
10	1:37.486	08.579
23	1:37.308	09.400
20	1:37.505	15.323
26	1:37.466	19.640
7	1:38.925	34.049

Num	Lap Time	Gap
Lap 24		
84	1:36.909	06.255
10	1:36.821	07.009
23	1:36.843	08.792
20	1:37.129	13.307
26	1:37.562	14.945
7	1:39.693	23.206

Num	Lap Time	Gap
Lap 25		
84	1:37.279	07.613
10	1:37.486	08.579
23	1:37.308	09.400
20	1:37.505	15.323
26	1:37.466	19.640
7	1:38.925	34.049

Num	Lap Time	Gap
Lap 26		
84	1:36.909	06.255
10	1:36.821	07.009
23	1:36.843	08.792
20	1:37.129	13.307
26	1:37.562	14.945
7	1:39.693	23.206

Num	Lap Time	Gap
Lap 27		
84	1:37.279	07.613
10	1:37.486	08.579
23	1:37.308	09.400
20	1:37.505	15.323
26	1:37.466	19.640
7	1:38.925	34.049

Num	Lap Time	Gap
Lap 28		
84	1:36.909	06.255
10	1:36.821	07.009
23	1:36.843	08.792
20	1:37.129	13.307
26	1:37.562	14.945
7	1:39.693	23.206

Num	Lap Time	Gap
Lap 29		
84	1:37.279	07.613
10	1:37.486	08.579
23	1:37.308	09.400
20	1:37.505	15.323
26	1:37.466	19.640
7	1:38.925	34.049

Num	Lap Time	Gap
Lap 30		
84	1:36.909	06.255
10	1:36.821	07.009
23	1:36.843	08.792
20	1:37.129	13.307
26	1:37.562	14.945
7	1:39.693	23.206

Num	Lap Time	Gap
-----	----------	-----



Hungaroring
Euroformula Open
Race - 1
Best Sectors Results



Sector - 1			Sector - 2			Sector - 3			Ideal Lap vs Best Lap						
Clas	Nº	Driver	Time	Nº	Driver	Time	Nº	Driver	Time	Clas	Nº	Driver	Ideal Lap	Best Lap	Clas
1	10	Juju Noda	35.730	19	Noel Leon	33.819	19	Noel Leon	26.473	1	10	Juju Noda	1:36.248	1:36.462	2
2	84	Francesco Simonazzi	35.867	10	Juju Noda	34.016	10	Juju Noda	26.502	2	19	Noel Leon	1:36.279	1:36.414	1
3	23	Bryce Aron	35.892	73	Cian Shields	34.053	21	Josh Mason	26.626	3	84	Francesco Simonazzi	1:36.648	1:36.756	3
4	73	Cian Shields	35.930	84	Francesco Simonazzi	34.065	73	Cian Shields	26.669	4	73	Cian Shields	1:36.652	1:36.800	5
5	26	Jakob Bergmeister	35.938	23	Bryce Aron	34.090	23	Bryce Aron	26.673	5	23	Bryce Aron	1:36.655	1:36.820	6
6	20	Benjamin Berta	35.954	21	Josh Mason	34.144	20	Benjamin Berta	26.676	6	21	Josh Mason	1:36.738	1:36.769	4
7	21	Josh Mason	35.968	20	Benjamin Berta	34.249	84	Francesco Simonazzi	26.716	7	20	Benjamin Berta	1:36.879	1:37.129	7
8	19	Noel Leon	35.987	26	Jakob Bergmeister	34.378	26	Jakob Bergmeister	26.790	8	26	Jakob Bergmeister	1:37.106	1:37.259	8
9	7	Vladimir Netusil	36.203	7	Vladimir Netusil	34.641	7	Vladimir Netusil	26.969	9	7	Vladimir Netusil	1:37.813	1:37.945	9
10	21	Paolo Brajnik	36.276	212	Paolo Brajnik	34.976	212	Paolo Brajnik	27.096	10	212	Paolo Brajnik	1:38.348	1:38.423	10





Hungaroring
Euroformula Open
Race - 1
Leader Sequence



N°	Driver	Nat	Cat	Clas	Team	Nat	Vehicle	Start Lap	End Lap	Laps	Total Laps
19	Noel Leon	MEX			Team Motopark	DEU	Dallara F320 Spiess	1	17	17	17





Hungaroring
Euroformula Open
Race - 1
Best 5 Lap Times



Cls	N°	Driver	Nat	Cat	Cls	Team	Nat	Vehicle	Best 1		Best 2		Best 3		Best 4		Best 5	
									Time	Lap	Time	Lap	Time	Lap	Time	Lap	Time	Lap
1	19	Noel Leon	MEX			Team Motopark	DEU	Dallara F320 Spiess	1:36.414	5	1:36.420	6	1:36.431	8	1:36.557	7	1:36.600	4
2	10	Juju Noda	JPN	R	1	Noda Racing	JPN	Dallara F320 Spiess	1:36.462	8	1:36.522	6	1:36.724	7	1:36.821	10	1:36.839	9
3	84	Francesco	ITA			BVM Racing	ITA	Dallara F320 Spiess	1:36.756	5	1:36.909	10	1:36.920	6	1:36.929	12	1:36.972	9
4	21	Josh Mason	GBR			CryptoTower Racing	JPN	Dallara F320 Spiess	1:36.769	6	1:36.877	5	1:37.007	10	1:37.065	9	1:37.073	15
5	73	Cian Shields	GBR			Team Motopark	DEU	Dallara F320 Spiess	1:36.800	9	1:36.865	5	1:36.880	4	1:37.052	8	1:37.072	6
6	23	Bryce Aron	USA			Team Motopark	DEU	Dallara F320 Spiess	1:36.820	9	1:36.843	10	1:36.885	6	1:36.955	8	1:36.994	13
7	20	Benjamin Berta	HUN			CryptoTower Racing	JPN	Dallara F320 Spiess	1:37.129	10	1:37.228	9	1:37.300	17	1:37.310	13	1:37.342	14
8	26	Jakob Bergmeister	DEU	R	2	Team Motopark	DEU	Dallara F320 Spiess	1:37.259	17	1:37.434	11	1:37.466	15	1:37.495	7	1:37.527	6
9	7	Vladimir Netusil	CZE	GC	1	Effective Racing	CZE	Dallara F320 HWA	1:37.945	6	1:37.950	5	1:38.336	4	1:38.459	8	1:38.503	7
10	212	Paolo Brajnik	SRB	GC	2	NV Racing	SRB	Dallara F320 Spiess	1:38.423	5	1:38.790	6	1:38.857	3	1:38.860	4	1:39.409	2





Hungaroring
Euroformula Open
Race - 1
Best 5 Top Speeds



Clas	Nº	Driver	Nat	Cat	Cls	Team	Nat	Vehicle	Top 1		Top 2		Top 3		Top 4		Top 5		Avg	
									Km/h	Lap	Km/h	Lap	Km/h	Lap	Km/h	Lap	Km/h	Lap		
1	10	Juju Noda		JPN	R	1	Noda Racing		Dallara F320 Spiess	222.2	13	221.7	12	221.7	14	220.8	9	220.8	10	221.4
2	84	Francesco Simonazzi		ITA			BVM Racing		Dallara F320 Spiess	222.2	9	222.2	17	221.7	2	221.7	4	221.7	6	221.9
3	23	Bryce Aron		USA			Team Motopark		Dallara F320 Spiess	221.3	17	220.8	5	220.8	16	220.4	6	219.9	3	220.6
4	26	Jakob Bergmeister		DEU	R	2	Team Motopark		Dallara F320 Spiess	220.8	9	219.5	5	219.5	10	219.0	7	219.0	11	219.6
5	21	Josh Mason		GBR			CryptoTower Racing Team		Dallara F320 Spiess	220.4	9	219.5	7	219.5	16	219.5	17	219.0	12	219.6
6	20	Benjamin Berta		HUN			CryptoTower Racing Team		Dallara F320 Spiess	219.9	5	219.0	6	219.0	7	218.6	2	218.6	4	219.0
7	212	Paolo Brajnik		HRB	GC	1	NV Racing		Dallara F320 Spiess	219.5	2	218.6	4	218.1	5	217.3	3	217.3	7	218.1
8	7	Vladimir Netusil		CZE	GC	2	Effective Racing		Dallara F320 HWA	218.6	2	218.6	7	218.1	9	218.1	15	217.7	5	218.2
9	73	Cian Shields		GBR			Team Motopark		Dallara F320 Spiess	218.1	9	217.3	2	217.3	10	217.3	15	217.3	16	217.4
10	19	Noel Leon		MEX			Team Motopark		Dallara F320 Spiess	216.8	6	216.8	9	216.8	10	216.8	16	216.4	7	216.7





Hungaroring
Euroformula Open
Race - 1
Fastest Laps Sequence



Lap	Time of Day	Session Time	Nº Driver	Nat	Cat	Team	Nat	Vehicle	Time	Km/h
2	16:06:27.361	3:19.361	19 Noel Leon	MEX		Team Motopark	DEU	Dallara F320 Spiess	1:37.025	162.5
3	16:08:04.053	4:56.053	19 Noel Leon	MEX		Team Motopark	DEU	Dallara F320 Spiess	1:36.692	163.1
4	16:09:40.653	6:32.653	19 Noel Leon	MEX		Team Motopark	DEU	Dallara F320 Spiess	1:36.600	163.2
5	16:11:17.067	8:09.067	19 Noel Leon	MEX		Team Motopark	DEU	Dallara F320 Spiess	1:36.414	163.5





Hungaroring
Euroformula Open
Race - 1
Event Best Maximum Speed



N°	Driver	Nat	Cat	Clas	Team	Nat	Vehicle	Km/h	Session
84	Francesco Simonazzi		ITA		BVM Racing		Dallara F320 Spiess	223.6	Private test - 1
10	Juju Noda		JPN	R 1	Noda Racing		Dallara F320 Spiess	222.2	Race - 1
20	Benjamin Berta		HUN		CryptoTower Racing Team		Dallara F320 Spiess	221.3	Private test - 2
73	Cian Shields		GBR		Team Motopark		Dallara F320 Spiess	221.3	Free Practice - 1
19	Noel Leon		MEX		Team Motopark		Dallara F320 Spiess	221.3	Free Practice - 2
23	Bryce Aron		USA		Team Motopark		Dallara F320 Spiess	221.3	Race - 1
26	Jakob Bergmeister		DEU	R 2	Team Motopark		Dallara F320 Spiess	220.8	Race - 1
7	Vladimir Netusil		CZE	GC 1	Effective Racing		Dallara F320 HWA	220.4	Private test - 1
21	Josh Mason		GBR		CryptoTower Racing Team		Dallara F320 Spiess	220.4	Race - 1
212	Paolo Brajnik		SRB	GC 2	NV Racing		Dallara F320 Spiess	219.5	Race - 1





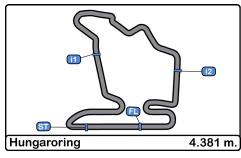
Hungaroring
Euroformula Open
Race - 1
Lap Chart



LAP

Nr	Pos	Grid	1	2	3	4	5	6	7	8	9	10	11	12	13	14	15	16	17
19	1	19	19	19	19	19	19	19	19	19	19	19	19	19	19	19	19	19	19
73	2	73	73	73	73	73	73	73	73	73	73	73	73	73	73	73	73	73	73
84	3	84	21	21	21	21	21	21	21	21	21	21	21	21	21	21	21	21	21
21	4	21	84	84	84	84	84	84	84	84	84	84	84	84	84	84	84	84	84
10	5	10	10	10	10	10	10	10	10	10	10	10	10	10	10	10	10	10	10
26	6	26	23	23	23	23	23	23	23	23	23	23	23	23	23	23	23	23	23
23	7	23	26	26	26	26	26	26	26	20	20	20	20	20	20	20	20	20	20
20	8	20	20	20	20	20	20	20	20	26	26	26	26	26	26	26	26	26	26
7	9	7	7	7	7	7	7	7	7	7	7	7	7	7	7	7	7	7	7
212	10	212	212	212	212	212	212	212	212	212	212	212	212	212	212	212	212	212	212

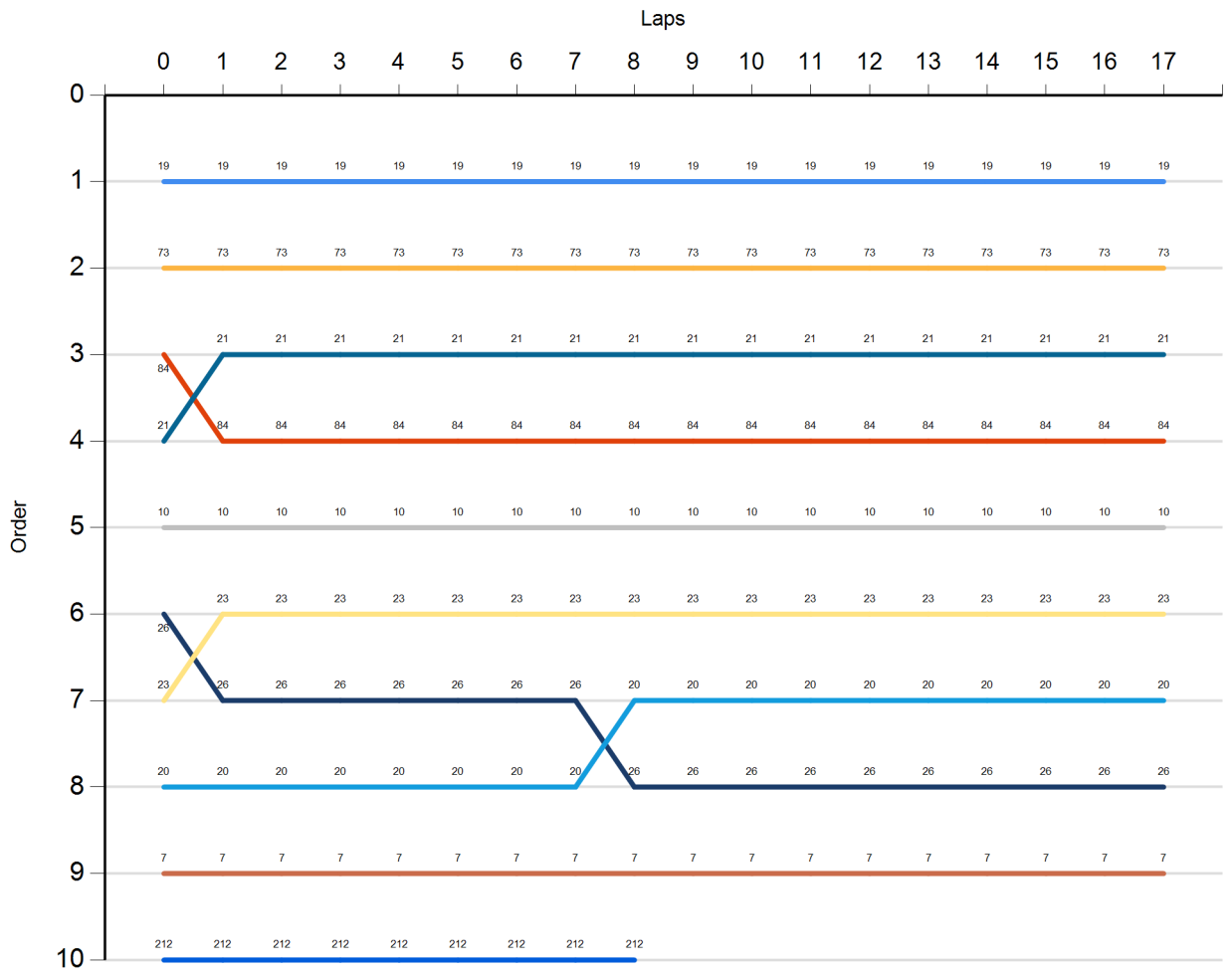


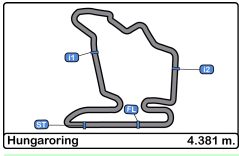


Hungaroring
Euroformula Open
Race - 1
Graphic Lap Chart



- 19
- 73
- 84
- 21
- 10
- 26
- 23
- 20
- 7
- 212





Hungaroring
Euroformula Open
Race - 1
Pit Stop Analysis



<u>Or</u> <u>d.</u>	<u>Nr.</u>	<u>In Day</u>	<u>Time</u>	<u>Driver</u>	<u>Nat</u>	<u>Cat</u>	<u>Team</u>	<u>Nat</u>	<u>Vehicle</u>	<u>In Time</u>	<u>Stop N°</u>	<u>Pit Time</u>	<u>Handicap</u>	<u>Dif.</u>
------------------------	------------	---------------	-------------	---------------	------------	------------	-------------	------------	----------------	----------------	----------------	-----------------	-----------------	-------------

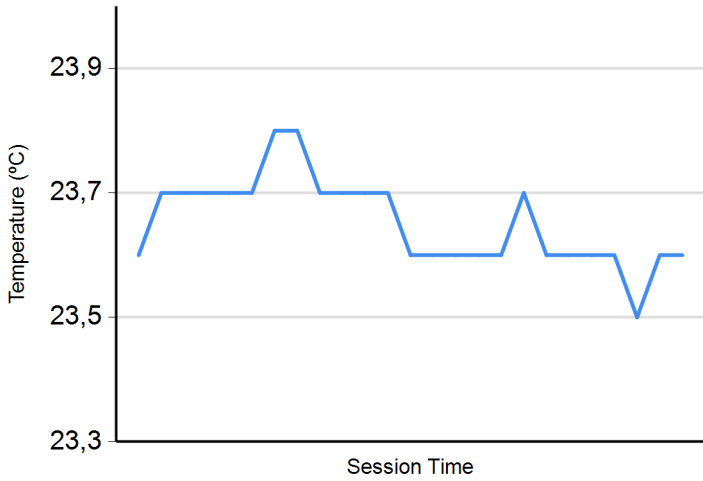




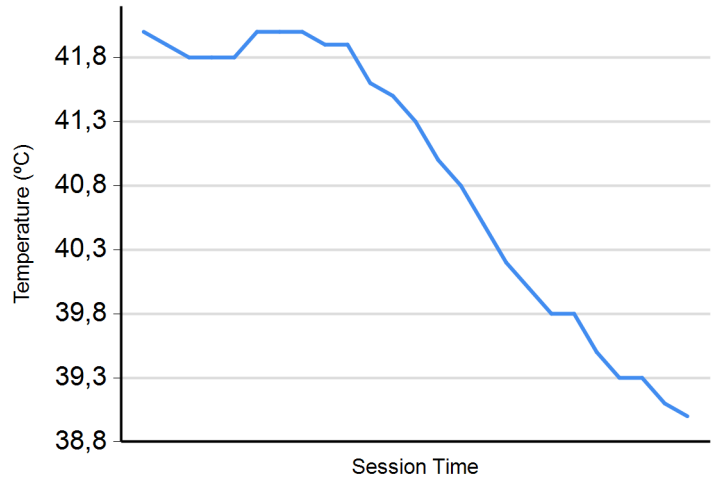
Hungaroring
Euroformula Open
Race - 1
Weather Report



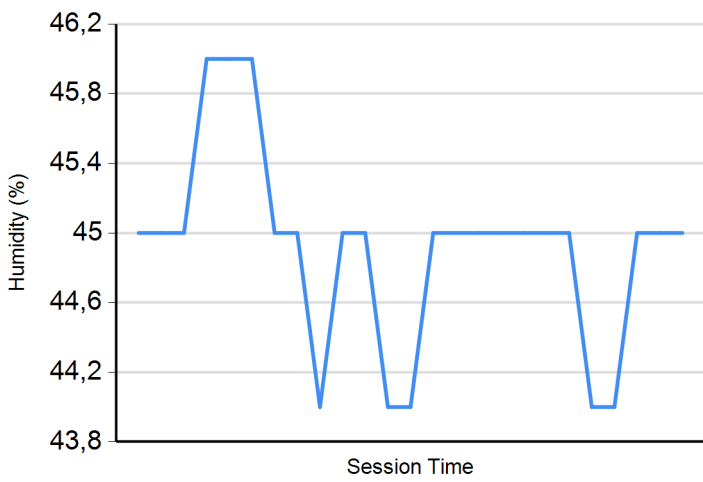
Air Temperature



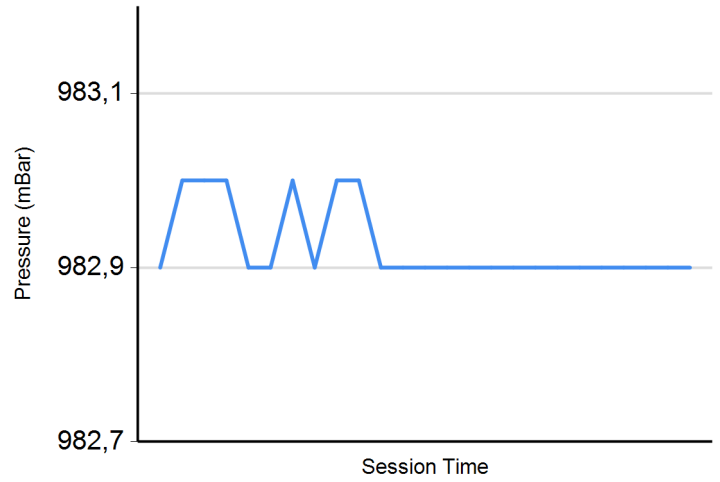
Track Temperature



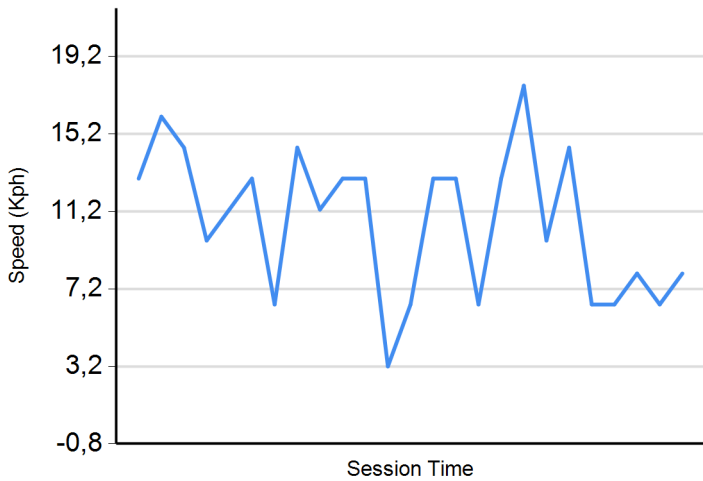
Humidity



Pressure



Wind Speed



Wind direction

North = 0°/360° Est = 90° South = 180° West = 270°

