



Hungaroring
Euroformula Open
Race - 3
Provisional Results



Clas	Nº	Driver	Nat	Cat	Clas	Team	Nat	Vehicle	Laps	Total Time	Gap	Interval	Km/h	Best	Time	Km/h
1	21	Josh Mason				CryptoTower Racing Team		Dallara F320 Spiess	17	27:45.365			160.9	6	1:37.164	162.3
2	26	Jakob Bergmeister		R	1	Team Motopark		Dallara F320 Spiess	17	27:45.800	0.435	0.435	160.9	8	1:37.189	162.2
3	19	Noel Leon				Team Motopark		Dallara F320 Spiess	17	27:46.291	0.926	0.491	160.9	14	1:36.916	162.7
4	23	Bryce Aron				Team Motopark		Dallara F320 Spiess	17	27:48.174	2.809	1.883	160.7	7	1:37.096	162.4
5	84	Francesco Simonazzi				BVM Racing		Dallara F320 Spiess	17	27:48.574	3.209	0.400	160.6	14	1:37.069	162.4
6	73	Cian Shields				Team Motopark		Dallara F320 Spiess	17	27:53.568	8.203	4.994	160.2	10	1:37.082	162.4
7	20	Benjamin Berta				CryptoTower Racing Team		Dallara F320 Spiess	17	27:53.805	8.440	0.237	160.1	3	1:37.349	162.0
8	7	Vladimir Netusil		GC	1	Effective Racing		Dallara F320 HWA	17	29:01.954	1:16.589	1:08.149	153.9	6	1:38.510	160.1
9	10	Juju Noda		R	2	Noda Racing		Dallara F320 Spiess	17	30:41.521	2:56.156	1:39.567	145.5	13	1:37.046	162.5

Fastest lap Noel Leon in 1:36.916 at 162.7 Km/h in lap 14

Published at:.....

Track Temp: **48.1 °C** Air Temp: **26.5 °C** Humidity: **36 %** Track Status: **DRY**

Race Director:

Neus Santamaría Sanromà

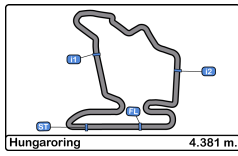
DPB-0819-ESP/CAT

Timekeeper:

Luis Garcia

JOB-1605-ESP/M





Hungaroring
Euroformula Open
Race - 3
Provisional Results by Category



Rookie																		
Clas	Nº	Driver	Nat	Cat	Clas	Team	Nat	Vehicle	Laps	Total Time	Gap	Interval	Km/h	Best	Time	Km/h		
1	26	Jakob Bergmeister		DEU	R	1	Team Motopark		DEU	Dallara F320 Spiess	17	27:45.800			160.9	8	1:37.189	162.2
2	10	Juju Noda		JPN	R	2	Noda Racing		JPN	Dallara F320 Spiess	17	30:41.521	2:55.721	2:55.721	145.5	13	1:37.046	162.5

GC																		
Clas	Nº	Driver	Nat	Cat	Clas	Team	Nat	Vehicle	Laps	Total Time	Gap	Interval	Km/h	Best	Time	Km/h		
1	7	Vladimir Netusil		CZE	GC	1	Effective Racing		CZE	Dallara F320 HWA	17	29:01.954			153.9	6	1:38.510	160.1

Clas	Nº	Driver	Nat	Cat	Clas	Team	Nat	Vehicle	Laps	Total Time	Gap	Interval	Km/h	Best	Time	Km/h
1	21	Josh Mason		GBR		CryptoTower Racing Team		Dallara F320 Spiess	17	27:45.365			160.9	6	1:37.164	162.3
2	19	Noel Leon		MEX		Team Motopark		Dallara F320 Spiess	17	27:46.291	0.926	0.926	160.9	14	1:36.916	162.7
3	23	Bryce Aron		USA		Team Motopark		Dallara F320 Spiess	17	27:48.174	2.809	1.883	160.7	7	1:37.096	162.4
4	84	Francesco Simonazzi		ITA		BVM Racing		Dallara F320 Spiess	17	27:48.574	3.209	0.400	160.6	14	1:37.069	162.4
5	73	Cian Shields		GBR		Team Motopark		Dallara F320 Spiess	17	27:53.568	8.203	4.994	160.2	10	1:37.082	162.4
6	20	Benjamin Berta		HUN		CryptoTower Racing Team		Dallara F320 Spiess	17	27:53.805	8.440	0.237	160.1	3	1:37.349	162.0

Fastest lap Noel Leon in 1:36.916 at 162.7 Km/h in lap 14

Published at:.....

Track Temp: **48.1 °C** Air Temp: **26.5 °C** Humidity: **36 %** Track Status: **DRY**

Race Director:

Neus Santamaría Sanromà

DPB-0819-ESP/CAT

Timekeeper:

Luis Garcia

JOB-1605-ESP/M





Hungaroring
Euroformula Open
Race - 3



Provisional Classification by Driver Fastest Lap

Clas	Nº	Driver	Nat	Cat	Clas	Team	Nat	Vehicle	Laps	Best	Time	Gap	Interval	Km/h
1	19	Noel Leon	MEX			Team Motopark	DEU	Dallara F320 Spiess	17	14	1:36.916			162.7
2	10	Juju Noda	JPN	R	1	Noda Racing	JPN	Dallara F320 Spiess	17	13	1:37.046	0.130	0.130	162.5
3	84	Francesco Simonazzi	ITA			BVM Racing	ITA	Dallara F320 Spiess	17	14	1:37.069	0.153	0.023	162.4
4	73	Cian Shields	GBR			Team Motopark	DEU	Dallara F320 Spiess	17	10	1:37.082	0.166	0.013	162.4
5	23	Bryce Aron	USA			Team Motopark	DEU	Dallara F320 Spiess	17	7	1:37.096	0.180	0.014	162.4
6	21	Josh Mason	GBR			CryptoTower Racing Team	JPN	Dallara F320 Spiess	17	6	1:37.164	0.248	0.068	162.3
7	26	Jakob Bergmeister	DEU	R	2	Team Motopark	DEU	Dallara F320 Spiess	17	8	1:37.189	0.273	0.025	162.2
8	20	Benjamin Berta	HUN			CryptoTower Racing Team	JPN	Dallara F320 Spiess	17	3	1:37.349	0.433	0.160	162.0
9	7	Vladimir Netusil	CZE	GC	1	Effective Racing	CZE	Dallara F320 HWA	17	6	1:38.510	1.594	1.161	160.1





Hungaroring
Euroformula Open
Race - 3



Distance and Speed Average

Clas	Nº	Driver	Nat	Cat	Clas	Team	Nat	Vehicle	Laps	Distance	Total Time	Km/h
1	21	Josh Mason		GBR		CryptoTower Racing Team		Dallara F320 Spiess	17	74.47	27:45.365	160.9
2	26	Jakob Bergmeister		R	1	Team Motopark		Dallara F320 Spiess	17	74.47	27:45.800	160.9
3	19	Noel Leon				Team Motopark		Dallara F320 Spiess	17	74.47	27:46.291	160.9
4	23	Bryce Aron				Team Motopark		Dallara F320 Spiess	17	74.47	27:48.174	160.7
5	84	Francesco Simonazzi				BVM Racing		Dallara F320 Spiess	17	74.47	27:48.574	160.6
6	73	Cian Shields				Team Motopark		Dallara F320 Spiess	17	74.47	27:53.568	160.2
7	20	Benjamin Berta				CryptoTower Racing Team		Dallara F320 Spiess	17	74.47	27:53.805	160.1
8	7	Vladimir Netusil		GC	1	Effective Racing		Dallara F320 HWA	17	74.47	29:01.954	153.9
9	10	Juju Noda		R	2	Noda Racing		Dallara F320 Spiess	17	74.47	30:41.521	145.5





Hungaroring
Euroformula Open
Race - 3
Lap Analysis



7 Vladimir Netusil Dallara F320 HWA **19** Noel Leon Dallara F320 Spiess

GC Effective Racing Team Motopark

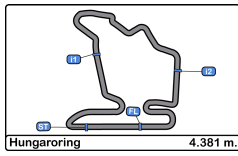
Lap	D	Time	Sector 1	Sector 2	Sector 3	T. Spd	Elapsed	Lap	D	Time	Sector 1	Sector 2	Sector 3	T. Spd	Elapsed
1		1:47.805	43.065	37.373	27.367	188.8	1:47.805	1		1:45.428	42.031	36.460	26.937	188.4	1:45.428
2		2:16.074	1:11.893	36.710	27.471	216.8	4:03.879	2		1:37.292	36.142	34.341	26.809	216.8	3:22.720
3		1:39.942	36.992	35.689	27.261	215.1	5:43.821	3		1:37.350	36.012	34.365	26.973	221.3	5:00.070
4		1:38.968	36.685	35.088	27.195	215.1	7:22.789	4		1:37.671	36.042	34.649	26.980	221.3	6:37.741
5		1:38.858	36.524	35.128	27.206	216.4	9:01.647	5		1:39.776	36.667	36.156	26.953	220.8	8:17.517
6		1:38.510	36.521	34.913	27.076	215.5	10:40.157	6		1:36.939	35.950	34.289	26.700	219.5	9:54.456
7		1:39.384	36.481	35.128	27.775	216.4	12:19.541	7		1:37.300	35.944	34.348	27.008	220.4	11:31.756
8		1:39.759	36.838	35.472	27.449	212.5	13:59.300	8		1:37.887	36.378	34.671	26.838	220.4	13:09.643
9		1:39.323	36.648	35.306	27.369	215.5	15:38.623	9		1:37.314	36.015	34.457	26.842	220.4	14:46.957
10		1:39.995	36.764	35.669	27.562	215.1	17:18.618	10		1:37.071	36.031	34.243	26.797	221.3	16:24.028
11		1:39.254	36.745	35.272	27.237	215.1	18:57.872	11		1:37.311	36.175	34.309	26.827	220.8	18:01.339
12		1:39.724	36.640	35.628	27.456	215.5	20:37.596	12		1:37.678	36.221	34.735	26.722	220.4	19:39.017
13		1:39.966	36.765	35.673	27.528	215.1	22:17.562	13		1:37.067	36.056	34.293	26.718	217.7	21:16.084
14		1:40.279	36.854	35.842	27.583	214.2	23:57.841	14		1:36.916	35.924	34.285	26.707	219.5	22:53.000
15		1:40.666	37.467	35.553	27.646	215.1	25:38.507	15		1:37.119	35.987	34.242	26.890	219.0	24:30.119
16		1:41.097	36.910	36.363	27.824	214.2	27:19.604	16		1:37.449	36.019	34.577	26.853	219.0	26:07.568
17		1:42.350	37.139	37.107	28.104	214.7	29:01.954	17		1:38.723	36.370	35.141	27.212	221.3	27:46.291

10 Juju Noda Dallara F320 Spiess **20** Benjamin Berta Dallara F320 Spiess

Rookie Noda Racing CryptoTower Racing Team

Lap	D	Time	Sector 1	Sector 2	Sector 3	T. Spd	Elapsed	Lap	D	Time	Sector 1	Sector 2	Sector 3	T. Spd	Elapsed
1		1:44.130	41.793	35.376	26.961	180.0	1:44.130	1		1:47.254	42.782	37.089	27.383	189.1	1:47.254
2		1:37.568	36.160	34.454	26.954	217.7	3:21.698	2		1:37.691	36.215	34.490	26.986	215.1	3:24.945
3		1:37.336	36.008	34.323	27.005	218.6	4:59.034	3		1:37.349	36.240	34.208	26.901	216.8	5:02.294
4		1:37.244	36.002	34.379	26.863	219.0	6:36.278	4		1:37.418	36.060	34.367	26.991	217.7	6:39.712
5		1:37.473	35.922	34.564	26.987	220.4	8:13.751	5		1:39.433	36.331	35.691	27.411	218.6	8:19.145
6		1:37.416	36.035	34.423	26.958	221.3	9:51.167	6		1:37.396	36.053	34.306	27.037	219.9	9:56.541
7		1:37.302	35.943	34.385	26.974	220.4	11:28.469	7		1:37.791	36.157	34.629	27.005	219.0	11:34.332
8		1:37.067	36.051	34.343	26.673	220.4	13:05.536	8		1:37.771	36.213	34.487	27.071	216.8	13:12.103
9		1:37.804	36.268	34.804	26.732	223.6	14:43.340	9		1:37.617	36.187	34.426	27.004	218.1	14:49.720
10		1:37.222	35.960	34.379	26.883	222.6	16:20.562	10		1:37.724	36.297	34.477	26.950	217.7	16:27.444
11		1:37.357	36.097	34.480	26.780	223.6	17:57.919	11		1:37.507	36.143	34.377	26.987	217.7	18:04.951
12		1:37.555	36.335	34.628	26.592	224.0	19:35.474	12		1:38.157	36.444	34.658	27.055	217.7	19:43.108
13		1:37.046	35.888	34.250	26.908	219.9	21:12.520	13		1:38.353	36.506	34.789	27.058	217.3	21:21.461
14		1:37.485	35.943	34.580	26.962	221.3	22:50.005	14		1:37.908	36.219	34.530	27.159	218.6	22:59.369
15		1:37.589	36.029	34.554	27.006	220.4	24:27.594	15		1:37.995	36.315	34.472	27.208	218.1	24:37.364
16		1:37.727	36.080	34.766	26.881	221.7	26:05.321	16		1:37.993	36.344	34.556	27.093	218.1	26:15.357
17		4:36.200 P	2:17.886	1:25.438	52.876	219.9	30:41.521	17		1:38.448	36.319	34.779	27.350	217.7	27:53.805





Hungaroring
Euroformula Open
Race - 3
Lap Analysis



21 Josh Mason Dallara F320 Spiess **26** Jakob Bergmeister Dallara F320 Spiess

CryptoTower Racing Team Rookie Team Motopark

Lap	D	Time	Sector 1	Sector 2	Sector 3	T. Spd	Elapsed	Lap	D	Time	Sector 1	Sector 2	Sector 3	T. Spd	Elapsed
1		1:42.704	40.943	34.867	26.894	182.4	1:42.704	1		1:43.546	41.421	35.105	27.020	177.3	1:43.546
2		1:37.691	36.255	34.581	26.855	213.8	3:20.395	2		1:37.479	36.198	34.487	26.794	215.1	3:21.025
3		1:37.313	36.239	34.341	26.733	216.0	4:57.708	3		1:37.387	36.244	34.325	26.818	217.7	4:58.412
4		1:37.346	36.122	34.396	26.828	216.8	6:35.054	4		1:37.260	36.098	34.377	26.785	218.6	6:35.672
5		1:37.585	36.130	34.608	26.847	216.4	8:12.639	5		1:37.701	36.106	34.615	26.980	218.6	8:13.373
6		1:37.164	36.086	34.378	26.700	217.3	9:49.803	6		1:37.325	36.108	34.425	26.792	218.6	9:50.698
7		1:37.306	36.065	34.411	26.830	216.8	11:27.109	7		1:37.322	36.044	34.407	26.871	217.7	11:28.020
8		1:37.274	36.156	34.359	26.759	216.4	13:04.383	8		1:37.189	36.156	34.350	26.683	217.7	13:05.209
9		1:37.438	36.185	34.488	26.765	217.7	14:41.821	9		1:37.760	36.464	34.577	26.719	219.0	14:42.969
10		1:37.455	36.107	34.571	26.777	217.7	16:19.276	10		1:37.274	36.050	34.365	26.859	218.1	16:20.243
11		1:37.574	36.093	34.606	26.875	217.3	17:56.850	11		1:37.404	36.039	34.441	26.924	218.6	17:57.647
12		1:37.866	36.212	34.744	26.910	216.8	19:34.716	12		1:39.208	36.919	35.271	27.018	218.6	19:36.855
13		1:37.304	36.086	34.388	26.830	216.8	21:12.020	13		1:37.722	36.161	34.645	26.916	217.7	21:14.577
14		1:37.562	36.122	34.643	26.797	217.3	22:49.582	14		1:37.328	35.994	34.500	26.834	217.7	22:51.905
15		1:37.641	36.202	34.447	26.992	216.4	24:27.223	15		1:37.449	36.054	34.433	26.962	216.8	24:29.354
16		1:37.786	36.183	34.646	26.957	216.4	26:05.009	16		1:37.792	36.197	34.668	26.927	215.1	26:07.146
17		1:40.356	37.312	35.663	27.381	215.5	27:45.365	17		1:38.654	36.478	34.955	27.221	216.0	27:45.800

23 Bryce Aron Dallara F320 Spiess **73** Cian Shields Dallara F320 Spiess

Team Motopark Team Motopark

Lap	D	Time	Sector 1	Sector 2	Sector 3	T. Spd	Elapsed	Lap	D	Time	Sector 1	Sector 2	Sector 3	T. Spd	Elapsed
1		1:46.413	42.304	37.091	27.018	187.5	1:46.413	1		1:44.627	41.937	35.555	27.135	188.1	1:44.627
2		1:37.302	36.074	34.425	26.803	219.5	3:23.715	2		1:37.671	36.254	34.404	27.013	217.3	3:22.298
3		1:37.152	35.911	34.370	26.871	219.9	5:00.867	3		1:37.353	36.120	34.291	26.942	218.6	4:59.651
4		1:38.023	36.012	34.463	27.548	221.7	6:38.890	4		1:37.716	36.110	34.643	26.963	219.0	6:37.367
5		1:39.256	36.286	35.902	27.068	217.7	8:18.146	5		1:39.463	37.020	35.599	26.844	217.7	8:16.830
6		1:37.188	35.998	34.301	26.889	220.8	9:55.334	6		1:37.108	36.121	34.242	26.745	216.4	9:53.938
7		1:37.096	36.027	34.153	26.916	219.9	11:32.430	7		1:37.389	36.039	34.430	26.920	216.0	11:31.327
8		1:37.821	36.102	34.822	26.897	220.4	13:10.251	8		1:37.760	36.649	34.384	26.727	215.5	13:09.087
9		1:37.460	36.069	34.491	26.900	221.3	14:47.711	9		1:37.332	36.243	34.353	26.736	216.8	14:46.419
10		1:37.252	36.105	34.357	26.790	220.8	16:24.963	10		1:37.082	36.054	34.212	26.816	216.8	16:23.501
11		1:37.250	36.004	34.351	26.895	219.9	18:02.213	11		1:37.385	36.180	34.270	26.935	216.8	18:00.886
12		1:38.101	36.079	34.483	27.539	219.5	19:40.314	12		1:40.709	36.297	35.189	29.223	216.0	19:41.595
13		1:37.370	36.016	34.391	26.963	218.6	21:17.684	13		1:38.887	36.496	35.090	27.301	216.0	21:20.482
14		1:37.100	35.984	34.229	26.887	219.0	22:54.784	14		1:38.051	36.150	34.553	27.348	217.7	22:58.533
15		1:37.323	36.033	34.277	27.013	218.1	24:32.107	15		1:38.185	36.158	34.684	27.343	216.4	24:36.718
16		1:37.715	35.985	34.656	27.074	218.1	26:09.822	16		1:37.917	36.119	34.612	27.186	216.4	26:14.635
17		1:38.352	36.361	34.805	27.186	217.7	27:48.174	17		1:38.933	36.197	34.957	27.779	216.0	27:53.568





Hungaroring
Euroformula Open
Race - 3
Lap Analysis



84

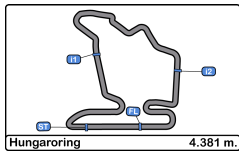
Francesco Simonazzi

Dallara F320 Spiess

BVM Racing

Lap	D	Time	Sector 1	Sector 2	Sector 3	T. Spd	Elapsed
1		1:45.858	42.227	36.795	26.836	186.2	1:45.858
2		1:37.281	36.238	34.263	26.780	220.8	3:23.139
3		1:37.325	36.054	34.340	26.931	221.3	5:00.464
4		1:38.568	36.003	34.673	27.892	222.6	6:39.032
5		1:39.450	36.593	35.784	27.073	220.8	8:18.482
6		1:37.236	36.070	34.297	26.869	224.0	9:55.718
7		1:37.146	36.038	34.257	26.851	222.2	11:32.864
8		1:37.772	36.029	34.871	26.872	222.6	13:10.636
9		1:37.535	36.209	34.418	26.908	223.6	14:48.171
10		1:37.253	36.047	34.475	26.731	222.2	16:25.424
11		1:37.463	36.170	34.266	27.027	223.1	18:02.887
12		1:37.954	36.123	34.355	27.476	219.0	19:40.841
13		1:37.376	36.092	34.381	26.903	221.3	21:18.217
14		1:37.069	35.955	34.228	26.886	221.7	22:55.286
15		1:37.611	36.028	34.253	27.330	221.3	24:32.897
16		1:37.456	36.079	34.467	26.910	219.0	26:10.353
17		1:38.221	36.204	34.842	27.175	220.8	27:48.574





Hungaroring
Euroformula Open
Race - 3
Analysis by Lap



Num	Lap Time	Gap	Num	Lap Time	Gap	Num	Lap Time	Gap	Num	Lap Time	Gap
Lap 1			Lap 6			Lap 11			Lap 16		
21	1:42.704		21	1:37.164		21	1:37.574		21	1:37.786	
26	1:43.546	00.842	26	1:37.325	00.895	26	1:37.404	00.797	10	1:37.727	00.312
10	1:44.130	01.426	10	1:37.416	01.364	10	1:37.357	01.069	26	1:37.792	02.137
73	1:44.627	01.923	73	1:37.108	04.135	73	1:37.385	04.036	19	1:37.449	02.559
19	1:45.428	02.724	19	1:36.939	04.653	19	1:37.311	04.489	23	1:37.715	04.813
84	1:45.858	03.154	23	1:37.188	05.531	23	1:37.250	05.363	84	1:37.456	05.344
23	1:46.413	03.709	84	1:37.236	05.915	84	1:37.463	06.037	73	1:37.917	09.626
20	1:47.254	04.550	20	1:37.396	06.738	20	1:37.507	08.101	20	1:37.993	10.348
7	1:47.805	05.101	7	1:38.510	50.354	7	1:39.254	1:01.022	7	1:41.097	1:14.595
Lap 2			Lap 7			Lap 12			Lap 17		
21	1:37.691		21	1:37.306		21	1:37.866		21	1:40.356	
26	1:37.479	00.630	26	1:37.322	00.911	10	1:37.555	00.758	26	1:38.654	00.435
10	1:37.568	01.303	10	1:37.302	01.360	26	1:39.208	02.139	19	1:38.723	00.926
73	1:37.671	01.903	73	1:37.389	04.218	19	1:37.678	04.301	23	1:38.352	02.809
19	1:37.292	02.325	19	1:37.300	04.647	23	1:38.101	05.598	84	1:38.221	03.209
84	1:37.281	02.744	23	1:37.096	05.321	84	1:37.954	06.125	73	1:38.933	08.203
23	1:37.302	03.320	84	1:37.146	05.755	73	1:40.709	06.879	20	1:38.448	08.440
20	1:37.691	04.550	20	1:37.791	07.223	20	1:38.157	08.392	7	1:42.350	1:16.589
7	2:16.074	43.484	7	1:39.384	52.432	7	1:39.724	1:02.880	10	4:36.200	2:56.156
Lap 3			Lap 8			Lap 13					
21	1:37.313		21	1:37.274		21	1:37.304				
26	1:37.387	00.704	26	1:37.189	00.826	10	1:37.046	00.500			
10	1:37.336	01.326	10	1:37.067	01.153	26	1:37.722	02.557			
73	1:37.353	01.943	73	1:37.760	04.704	19	1:37.067	04.064			
19	1:37.350	02.362	19	1:37.887	05.260	23	1:37.370	05.664			
84	1:37.325	02.756	23	1:37.821	05.868	84	1:37.376	06.197			
23	1:37.152	03.159	84	1:37.772	06.253	73	1:38.887	08.462			
20	1:37.349	04.586	20	1:37.771	07.720	20	1:38.353	09.441			
7	1:39.942	46.113	7	1:39.759	54.917	7	1:39.966	1:05.542			
Lap 4			Lap 9			Lap 14					
21	1:37.346		21	1:37.438		21	1:37.562				
26	1:37.260	00.618	26	1:37.760	01.148	10	1:37.485	00.423			
10	1:37.244	01.224	10	1:37.804	01.519	26	1:37.328	02.323			
73	1:37.716	02.313	73	1:37.332	04.598	19	1:36.916	03.418			
19	1:37.671	02.687	19	1:37.314	05.136	23	1:37.100	05.202			
23	1:38.023	03.836	23	1:37.460	05.890	84	1:37.069	05.704			
84	1:38.568	03.978	84	1:37.535	06.350	73	1:38.051	08.951			
20	1:37.418	04.658	20	1:37.617	07.899	20	1:37.908	09.787			
7	1:38.968	47.735	7	1:39.323	56.802	7	1:40.279	1:08.259			
Lap 5			Lap 10			Lap 15					
21	1:37.585		21	1:37.455		21	1:37.641				
26	1:37.701	00.734	26	1:37.274	00.967	10	1:37.589	00.371			
10	1:37.473	01.112	10	1:37.222	01.286	26	1:37.449	02.131			
73	1:39.463	04.191	73	1:37.082	04.225	19	1:37.119	02.896			
19	1:39.776	04.878	19	1:37.071	04.752	23	1:37.323	04.884			
23	1:39.256	05.507	23	1:37.252	05.687	84	1:37.611	05.674			
84	1:39.450	05.843	84	1:37.253	06.148	73	1:38.185	09.495			
20	1:39.433	06.506	20	1:37.724	08.168	20	1:37.995	10.141			
7	1:38.858	49.008	7	1:39.995	59.342	7	1:40.666	1:11.284			





Hungaroring
Euroformula Open
Race - 3
Best Sectors Results





Sector - 1			Sector - 2			Sector - 3			Ideal Lap vs Best Lap						
Clas	Nº	Driver	Time	Nº	Driver	Time	Nº	Driver	Time	Clas	Nº	Driver	Ideal Lap	Best Lap	Clas
1	10	Juju Noda	35.888	23	Bryce Aron	34.153	10	Juju Noda	26.592	1	10	Juju Noda	1:36.730	1:37.046	2
2	23	Bryce Aron	35.911	20	Benjamin Berta	34.208	26	Jakob Bergmeister	26.683	2	23	Bryce Aron	1:36.854	1:37.096	5
3	19	Noel Leon	35.924	73	Cian Shields	34.212	19	Noel Leon	26.700	3	19	Noel Leon	1:36.866	1:36.916	1
4	84	Francesco Simonazzi	35.955	84	Francesco Simonazzi	34.228	21	Josh Mason	26.700	4	84	Francesco Simonazzi	1:36.914	1:37.069	3
5	26	Jakob Bergmeister	35.994	19	Noel Leon	34.242	73	Cian Shields	26.727	5	73	Cian Shields	1:36.978	1:37.082	4
6	73	Cian Shields	36.039	10	Juju Noda	34.250	84	Francesco Simonazzi	26.731	6	26	Jakob Bergmeister	1:37.002	1:37.189	7
7	20	Benjamin Berta	36.053	26	Jakob Bergmeister	34.325	23	Bryce Aron	26.790	7	21	Josh Mason	1:37.106	1:37.164	6
8	21	Josh Mason	36.065	21	Josh Mason	34.341	20	Benjamin Berta	26.901	8	20	Benjamin Berta	1:37.162	1:37.349	8
9	7	Vladimir Netusil	36.481	7	Vladimir Netusil	34.913	7	Vladimir Netusil	27.076	9	7	Vladimir Netusil	1:38.470	1:38.510	9





Hungaroring Euroformula Open Race - 3 Leader Sequence



N°	Driver	Nat	Cat	Clas	Team	Nat	Vehicle	Start Lap	End Lap	Laps	Total Laps
21	Josh Mason	 GB			CryptoTower Racing Team		Dallara F320 Spiess	1	17	17	17





Hungaroring
Euroformula Open
Race - 3
Best 5 Lap Times



Cls	N°	Driver	Nat	Cat	Cls	Team	Nat	Vehicle	Best 1		Best 2		Best 3		Best 4		Best 5	
									Time	Lap	Time	Lap	Time	Lap	Time	Lap	Time	Lap
1	19	Noel Leon	MEX			Team Motopark	DEU	Dallara F320 Spiess	1:36.916	14	1:36.939	6	1:37.067	13	1:37.071	10	1:37.119	15
2	10	Juju Noda	JPN	R	1	Noda Racing	JPN	Dallara F320 Spiess	1:37.046	13	1:37.067	8	1:37.222	10	1:37.244	4	1:37.302	7
3	84	Francesco	ITA			BVM Racing	ITA	Dallara F320 Spiess	1:37.069	14	1:37.146	7	1:37.236	6	1:37.253	10	1:37.281	2
4	73	Cian Shields	GBR			Team Motopark	DEU	Dallara F320 Spiess	1:37.082	10	1:37.108	6	1:37.332	9	1:37.353	3	1:37.385	11
5	23	Bryce Aron	USA			Team Motopark	DEU	Dallara F320 Spiess	1:37.096	7	1:37.100	14	1:37.152	3	1:37.188	6	1:37.250	11
6	21	Josh Mason	GBR			CryptoTower Racing	JPN	Dallara F320 Spiess	1:37.164	6	1:37.274	8	1:37.304	13	1:37.306	7	1:37.313	3
7	26	Jakob Bergmeister	DEU	R	2	Team Motopark	DEU	Dallara F320 Spiess	1:37.189	8	1:37.260	4	1:37.274	10	1:37.322	7	1:37.325	6
8	20	Benjamin Berta	HUN			CryptoTower Racing	JPN	Dallara F320 Spiess	1:37.349	3	1:37.396	6	1:37.418	4	1:37.507	11	1:37.617	9
9	7	Vladimir Netusil	CZE	GC	1	Effective Racing	CZE	Dallara F320 HWA	1:38.510	6	1:38.858	5	1:38.968	4	1:39.254	11	1:39.323	9





Hungaroring
Euroformula Open
Race - 3
Best 5 Top Speeds



Clas	Nº	Driver	Nat	Cat	Cls	Team	Nat	Vehicle	Top 1		Top 2		Top 3		Top 4		Top 5		Avg	
									Km/h	Lap	Km/h	Lap	Km/h	Lap	Km/h	Lap	Km/h	Lap		
1	10	Juju Noda		JPN	R	1	Noda Racing		Dallara F320 Spiess	224.0	12	223.6	9	223.6	11	222.6	10	221.7	16	223.1
2	84	Francesco Simonazzi		ITA			BVM Racing		Dallara F320 Spiess	224.0	6	223.6	9	223.1	11	222.6	4	222.6	8	223.2
3	23	Bryce Aron		USA			Team Motopark		Dallara F320 Spiess	221.7	4	221.3	9	220.8	6	220.8	10	220.4	8	221.0
4	19	Noel Leon		MEX			Team Motopark		Dallara F320 Spiess	221.3	3	221.3	4	221.3	10	221.3	17	220.8	5	221.2
5	20	Benjamin Berta		ESP			CryptoTower Racing Team		Dallara F320 Spiess	219.9	6	219.0	7	218.6	5	218.6	14	218.1	9	218.8
6	26	Jakob Bergmeister		GER	R	2	Team Motopark		Dallara F320 Spiess	219.0	9	218.6	4	218.6	5	218.6	6	218.6	11	218.7
7	73	Cian Shields		GBR			Team Motopark		Dallara F320 Spiess	219.0	4	218.6	3	217.7	5	217.7	14	217.3	2	218.0
8	21	Josh Mason		GBR			CryptoTower Racing Team		Dallara F320 Spiess	217.7	9	217.7	10	217.3	6	217.3	11	217.3	14	217.4
9	7	Vladimir Netusil		CZE	GC	1	Effective Racing		Dallara F320 HWA	216.8	2	216.4	5	216.4	7	215.5	6	215.5	9	216.1





Hungaroring
Euroformula Open
Race - 3
Fastest Laps Sequence



Lap	Time of Day	Session Time	Nº Driver	Nat	Cat	Team	Nat	Vehicle	Time	Km/h
2	15:31:55.761	3:20.761	21 Josh Mason		GBR	CryptoTower Racing Team		JPN Dallara F320 Spiess	1:37.691	161.4
2	15:31:56.391	3:21.391	26 Jakob Bergmeister		DEU	R Team Motopark		DEU Dallara F320 Spiess	1:37.479	161.7
2	15:31:58.086	3:23.086	19 Noel Leon		MEX	Team Motopark		DEU Dallara F320 Spiess	1:37.292	162.1
2	15:31:58.505	3:23.505	84 Francesco Simonazzi		ITA	BVM Racing		ITA Dallara F320 Spiess	1:37.281	162.1
3	15:33:36.233	5:01.233	23 Bryce Aron		USA	Team Motopark		DEU Dallara F320 Spiess	1:37.152	162.3
6	15:38:29.304	9:54.304	73 Cian Shields		GBR	Team Motopark		DEU Dallara F320 Spiess	1:37.108	162.4
6	15:38:29.822	9:54.822	19 Noel Leon		MEX	Team Motopark		DEU Dallara F320 Spiess	1:36.939	162.6
14	15:51:28.366	22:53.366	19 Noel Leon		MEX	Team Motopark		DEU Dallara F320 Spiess	1:36.916	162.7





Hungaroring
Euroformula Open
Race - 3
Event Best Maximum Speed



N°	Driver	Nat	Cat	Clas	Team	Nat	Vehicle	Km/h	Session	
10	Juju Noda		JPN	R	1	Noda Racing		Dallara F320 Spiess	225.4	Race - 2
84	Francesco Simonazzi		ITA		BVM Racing		Dallara F320 Spiess	225.0	Race - 2	
19	Noel Leon		MEX		Team Motopark		Dallara F320 Spiess	222.6	Race - 2	
20	Benjamin Berta		HUN		CryptoTower Racing Team		Dallara F320 Spiess	221.7	Race - 2	
23	Bryce Aron		USA		Team Motopark		Dallara F320 Spiess	221.7	Race - 3	
73	Cian Shields		GBR		Team Motopark		Dallara F320 Spiess	221.3	Free Practice - 1	
26	Jakob Bergmeister		DEU	R	2	Team Motopark		Dallara F320 Spiess	220.8	Race - 1
7	Vladimir Netusil		CZE	GC	1	Effective Racing		Dallara F320 HWA	220.4	Private test - 1
21	Josh Mason		GBR		CryptoTower Racing Team		Dallara F320 Spiess	220.4	Race - 1	
212	Paolo Brajnik		SRB	GC	2	NV Racing		Dallara F320 Spiess	219.5	Race - 1





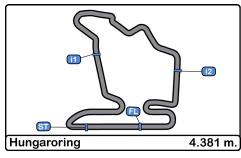
Hungaroring
Euroformula Open
Race - 3
Lap Chart



LAP

Nr	Pos	Grid	1	2	3	4	5	6	7	8	9	10	11	12	13	14	15	16	17
26	1	26	21	21	21	21	21	21	21	21	21	21	21	21	21	21	21	21	21
10	2	10	26	26	26	26	26	26	26	26	26	26	26	10	10	10	10	10	26
21	3	21	10	10	10	10	10	10	10	10	10	10	10	26	26	26	26	26	19
84	4	84	73	73	73	73	73	73	73	73	73	73	73	19	19	19	19	19	23
73	5	73	19	19	19	19	19	19	19	19	19	19	19	23	23	23	23	23	84
19	6	19	84	84	84	23	23	23	23	23	23	23	23	84	84	84	84	84	73
23	7	23	23	23	23	84	84	84	84	84	84	84	84	73	73	73	73	73	20
20	8	20	20	20	20	20	20	20	20	20	20	20	20	20	20	20	20	20	7
7	9	7	7	7	7	7	7	7	7	7	7	7	7	7	7	7	7	7	10

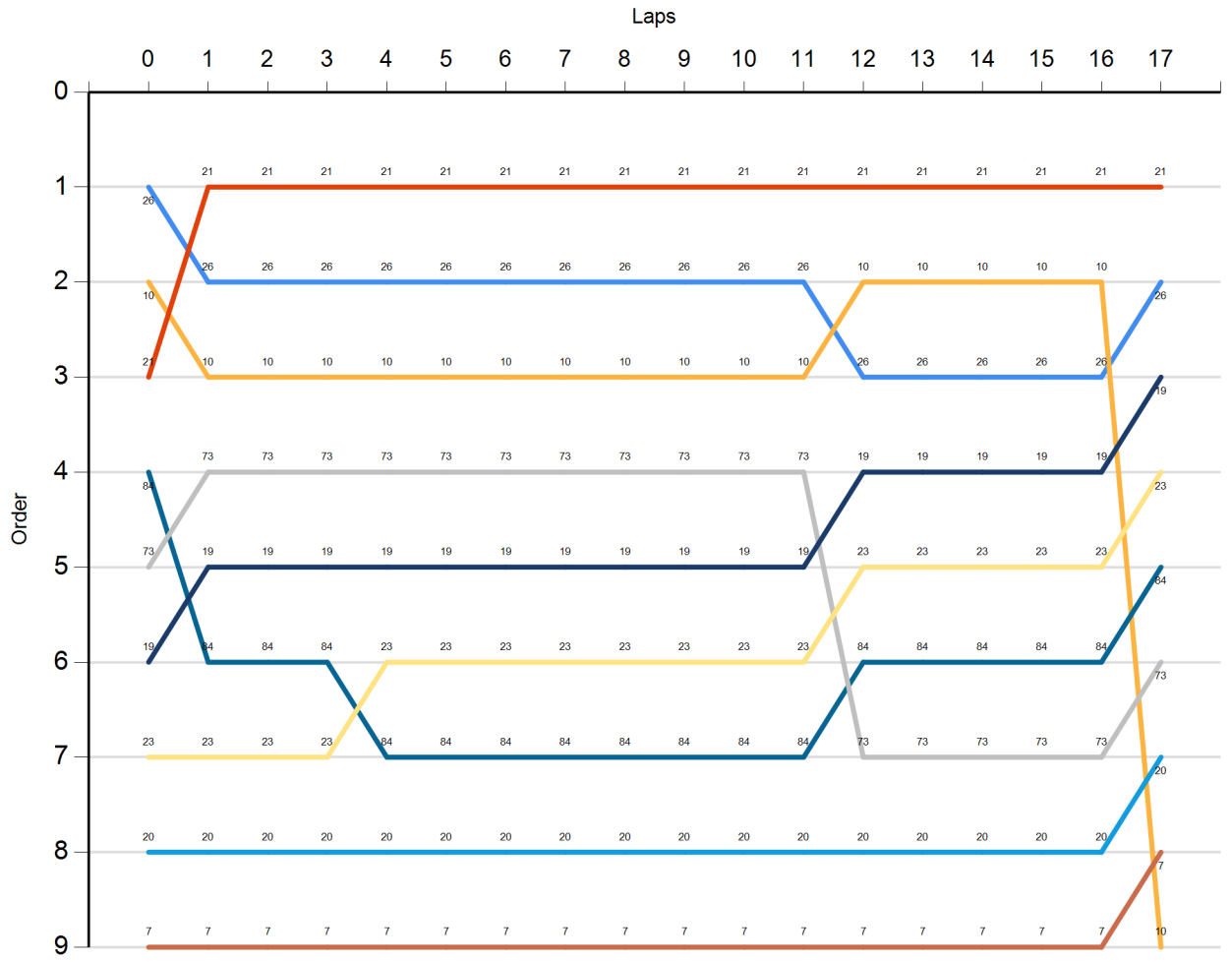


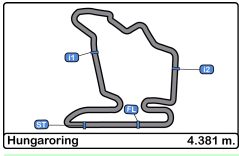


Hungaroring
Euroformula Open
Race - 3
Graphic Lap Chart



- 26
- 10
- 21
- 84
- 73
- 19
- 23
- 20
- 7



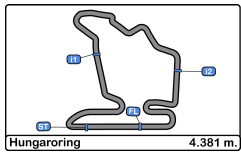


Hungaroring
Euroformula Open
Race - 3
Pit Stop Analysis



Or d.	Nr.	In Day	Time	Driver	Nat	Cat	Team	Nat	Vehicle	In Time	Stop N°	Pit Time	Handicap	Dif.
----------	-----	--------	------	--------	-----	-----	------	-----	---------	---------	---------	----------	----------	------

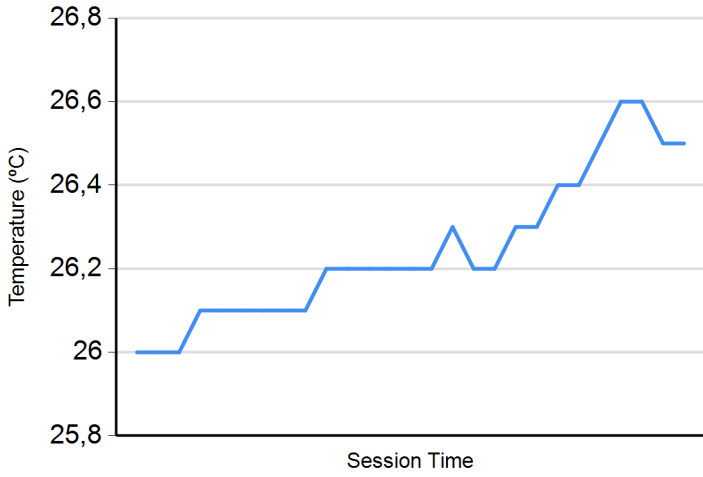




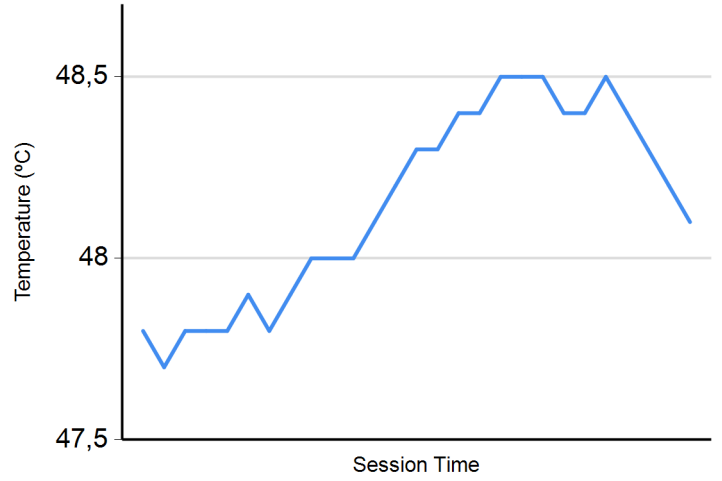
Hungaroring
Euroformula Open
Race - 3
Weather Report



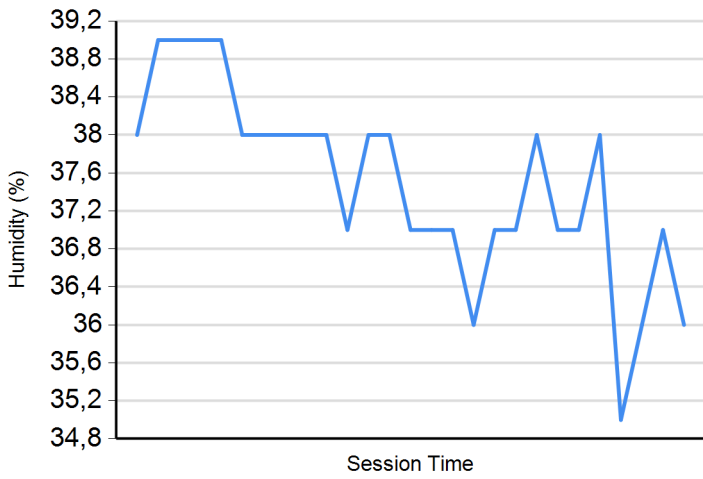
Air Temperature



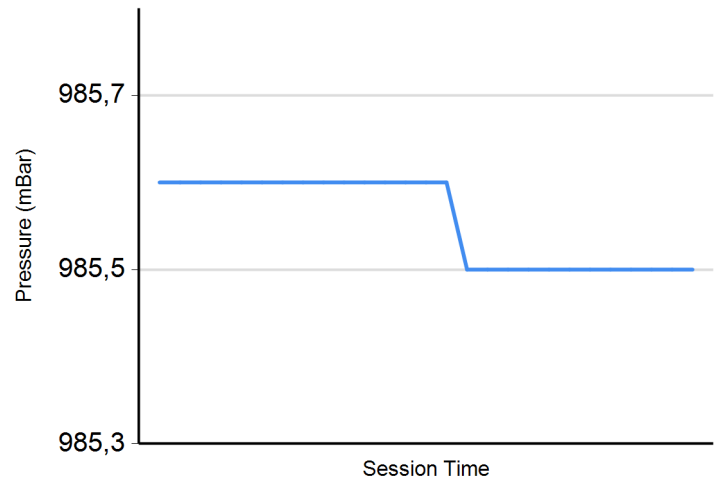
Track Temperature



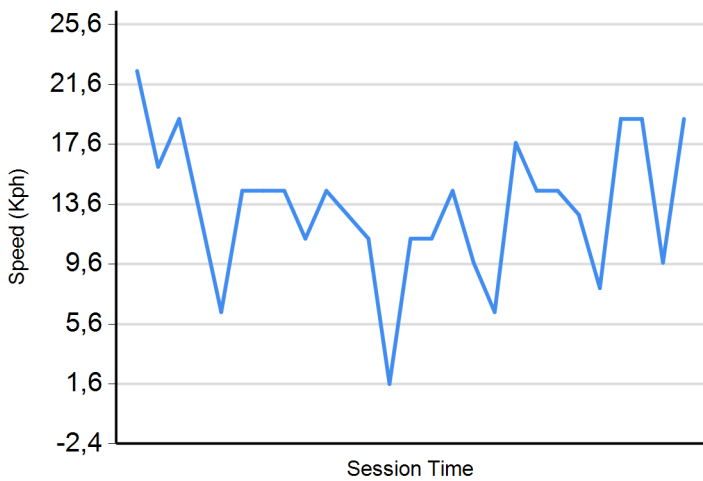
Humidity



Pressure



Wind Speed



Wind direction

North = 0°/360° Est = 90° South = 180° West = 270°

