



Paul Ricard
Euroformula Open
Free Practice - 1
Provisional Results



Clas	Nº	Driver	Nat	Cat	Clas	Team	Nat	Vehicle	Laps	Best	Time	Gap	Interval	Km/h
1	19	Noel Leon	MEX			Team Motopark	DEU	Dallara F320 Spiess	16	14	1:57.517			178.3
2	10	Juju Noda	JPN	R	1	Noda Racing	JPN	Dallara F320 Spiess	15	15	1:58.117	0.600	0.600	177.4
3	23	Bryce Aron	USA			Team Motopark	DEU	Dallara F320 Spiess	16	15	1:58.669	1.152	0.552	176.6
4	73	Cian Shields	GBR			Team Motopark	DEU	Dallara F320 Spiess	16	15	1:58.675	1.158	0.006	176.6
5	84	Francesco Simonazzi	ITA			BVM Racing	ITA	Dallara F320 Spiess	18	14	1:58.763	1.246	0.088	176.4
6	26	Jakob Bergmeister	DEU	R	2	Team Motopark	DEU	Dallara F320 Spiess	16	7	1:59.654	2.137	0.891	175.1
7	6	Vladislav Ryabov	RUS	R	3	CryptoTower Racing Team	JPN	Dallara F320 Spiess	16	15	1:59.698	2.181	0.044	175.1
8	99	Attila Pénzes	HUN			CryptoTower Racing Team	JPN	Dallara F320 Spiess	12	8	2:01.110	3.593	1.412	173.0

Not Presented:

7	*	Vladimir Netusil	CZE	GC		Effective Racing	CZE	Dallara F320 HWA						
212	*	Paolo Brajnik	SRB	GC		NV Racing	SRB	Dallara F320 Spiess						

Published at:.....

Track Temp: **33.5 °C** Air Temp: **26.4 °C** Humidity: **47 %** Track Status: **DRY**

Race Director:

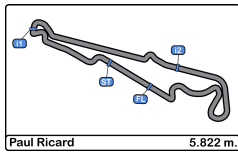
Neus Santamaría Sanromà

DPB-0819-ESP/CAT

Timekeeper:

Luis Garcia
 JOB-1605-ESP/M





Paul Ricard
Euroformula Open
Free Practice - 1
Provisional Results by Category



Rookie														
Clas	Nº	Driver	Nat	Cat	Clas	Team	Nat	Vehicle	Laps	Best	Time	Gap	Interval	Km/h
1	10	Juju Noda		R	1	Noda Racing		Dallara F320 Spiess	15	15	1:58.117			177.4
2	26	Jakob Bergmeister		R	2	Team Motopark		Dallara F320 Spiess	16	7	1:59.654	1.537	1.537	175.1
3	6	Vladislav Ryabov		R	3	CryptoTower Racing Team		Dallara F320 Spiess	16	15	1:59.698	1.581	0.044	175.1

GC														
Clas	Nº	Driver	Nat	Cat	Clas	Team	Nat	Vehicle	Laps	Best	Time	Gap	Interval	Km/h

Not Presented:

7	*	Vladimir Netusil		GC		Effective Racing		Dallara F320 HWA						
212	*	Paolo Brajnik		GC		NV Racing		Dallara F320 Spiess						

Clas	Nº	Driver	Nat	Cat	Clas	Team	Nat	Vehicle	Laps	Best	Time	Gap	Interval	Km/h
1	19	Noel Leon				Team Motopark		Dallara F320 Spiess	16	14	1:57.517			178.3
2	23	Bryce Aron				Team Motopark		Dallara F320 Spiess	16	15	1:58.669	1.152	1.152	176.6
3	73	Cian Shields				Team Motopark		Dallara F320 Spiess	16	15	1:58.675	1.158	0.006	176.6
4	84	Francesco Simonazzi				BVM Racing		Dallara F320 Spiess	18	14	1:58.763	1.246	0.088	176.4
5	99	Attila Pénzes				CryptoTower Racing Team		Dallara F320 Spiess	12	8	2:01.110	3.593	2.347	173.0

Published at:.....

Track Temp: 33.5 °C Air Temp: 26.4 °C Humidity: 47 % Track Status: DRY

Race Director:

Neus Santamaría Sanromà

DPB-0819-ESP/CAT

Timekeeper:

Luis Garcia

JOB-1605-ESP/M





Paul Ricard
Euroformula Open
Free Practice - 1
Lap Analysis



6 Vladislav Ryabov Dallara F320 Spiess **19** Noel Leon Dallara F320 Spiess
 Rookie CryptoTower Racing Team Team Motopark

Lap	D	Time	Sector 1	Sector 2	Sector 3	T. Spd	Elapsed	Lap	D	Time	Sector 1	Sector 2	Sector 3	T. Spd	Elapsed
1		8:50:40.197 P	8:48:45.573	42.921	1:11.703	112.7	8:50:40.197	1		8:50:57.460 P	8:49:08.864	41.721	1:06.875	122.1	8:50:57.460
2		5:12.363 P	3:32.497	39.252	1:00.614	142.6	8:55:52.560	2		4:46.864 P	3:06.777	38.575	1:01.512	147.9	8:55:44.324
3		2:32.585	1:02.600	38.476	51.509	143.8	8:58:25.145	3		2:30.837	1:02.548	37.470	50.819	146.1	8:58:15.161
4		2:03.957	33.820	37.716	52.421	228.3	9:00:29.102	4		1:59.293	32.847	36.749	49.697	230.7	9:00:14.454
5		2:02.311	34.282	37.505	50.524	228.3	9:02:31.413	5		1:58.673	32.639	36.536	49.498	231.2	9:02:13.127
6		2:01.020	33.448	37.311	50.261	232.2	9:04:32.433	6		2:05.409	35.991	37.396	52.022	217.3	9:04:18.536
7		2:01.097	33.140	37.253	50.704	229.2	9:06:33.530	7		1:59.842	32.449	36.520	50.873	231.2	9:06:18.378
8		2:00.803	33.103	37.183	50.517	228.8	9:08:34.333	8		1:58.142	32.344	36.402	49.396	231.2	9:08:16.520
9		2:00.246	32.939	37.060	50.247	229.7	9:10:34.579	9		2:17.925 P	33.171	39.573	1:05.181	231.7	9:10:34.445
10		2:12.325 P	33.986	37.491	1:00.848	229.7	9:12:46.904	10		6:38.303 P	4:56.048	40.294	1:01.961	145.9	9:17:12.748
11		3:31.990 P	1:53.168	38.026	1:00.796	142.1	9:16:18.894	11		2:33.951	1:05.013	37.824	51.114	146.5	9:19:46.699
12		5:15.016	3:44.982	38.727	51.307	135.0	9:21:33.910	12		1:59.939	32.549	36.424	50.966	231.7	9:21:46.638
13		2:00.886	33.210	37.266	50.410	227.8	9:23:34.796	13		1:58.204	32.131	36.407	49.666	233.2	9:23:44.842
14		1:59.983	32.769	37.116	50.098	229.2	9:25:34.779	14		1:57.517	32.147	36.289	49.081	233.7	9:25:42.359
15		1:59.698	32.780	36.983	49.935	229.2	9:27:34.477	15		1:58.876	32.041	36.368	50.467	233.7	9:27:41.235
16		2:11.193 P	34.080	38.175	58.938	229.7	9:29:45.670	16		2:08.593 P	32.505	36.459	59.629	233.7	9:29:49.828

10 Juju Noda Dallara F320 Spiess **23** Bryce Aron Dallara F320 Spiess
 Rookie Noda Racing Team Motopark

Lap	D	Time	Sector 1	Sector 2	Sector 3	T. Spd	Elapsed	Lap	D	Time	Sector 1	Sector 2	Sector 3	T. Spd	Elapsed
1		8:51:40.161	8:49:52.715	48.443	59.003	111.8	8:51:40.161	1		8:49:55.489 P	8:48:04.690	43.597	1:07.202	144.0	8:49:55.489
2		2:16.935	38.722	43.838	54.375	226.8	8:53:57.096	2		4:44.467 P	3:00.256	41.005	1:03.206	144.1	8:54:39.956
3		2:07.963	36.599	39.078	52.286	229.7	8:56:05.059	3		2:31.787	1:01.667	38.189	51.931	144.0	8:57:11.743
4		2:02.563	33.984	37.391	51.188	231.2	8:58:07.622	4		2:00.905	33.198	37.294	50.413	227.8	8:59:12.648
5		2:01.236	33.598	37.146	50.492	231.2	9:00:08.858	5		2:00.348	32.998	37.192	50.158	229.2	9:01:12.996
6		2:00.218	33.115	36.821	50.282	231.2	9:02:09.076	6		2:00.840	32.870	37.476	50.494	229.7	9:03:13.836
7		1:59.513	32.873	36.667	49.973	231.7	9:04:08.589	7		1:59.803	32.714	36.955	50.134	229.2	9:05:13.639
8		1:58.984	32.614	36.554	49.816	232.2	9:06:07.573	8		2:04.526	34.247	38.797	51.482	229.7	9:07:18.165
9		9:59.301 P	32.986	38.566	8:47.749	232.7	9:16:06.874	9		1:59.370	32.645	36.920	49.805	229.7	9:09:17.535
10		2:26.938	55.974	39.253	51.711	119.4	9:18:33.812	10		2:09.814 P	32.847	37.237	59.730	230.2	9:11:27.349
11		2:02.077	33.906	37.109	51.062	231.7	9:20:35.889	11		7:44.418 P	6:05.440	39.167	59.811	121.7	9:19:11.767
12		1:59.508	32.762	36.832	49.914	232.2	9:22:35.397	12		2:29.081	58.145	38.499	52.437	145.3	9:21:40.848
13		1:59.263	32.832	36.800	49.631	232.2	9:24:34.660	13		2:00.005	32.811	37.074	50.120	228.8	9:23:40.853
14		1:58.599	32.589	36.477	49.533	232.7	9:26:33.259	14		1:59.089	32.483	36.998	49.608	230.7	9:25:39.942
15		1:58.117	32.393	36.356	49.368	232.7	9:28:31.376	15		1:58.669	32.320	36.853	49.496	231.7	9:27:38.611
16			34.842	38.049		232.7		16		2:14.951 P	34.148	37.251	1:03.552	231.2	9:29:53.562





Paul Ricard
Euroformula Open
Free Practice - 1
Lap Analysis



26 Jakob Bergmeister Dallara F320 Spiess **84** Francesco Simonazzi Dallara F320 Spiess
Rookie Team Motopark BVM Racing

Lap	D	Time	Sector 1	Sector 2	Sector 3	T. Spd	Elapsed	Lap	D	Time	Sector 1	Sector 2	Sector 3	T. Spd	Elapsed
1		8:50:36.127 P	8:48:36.965	45.366	1:13.796	104.9	8:50:36.127	1		8:50:19.026 P	8:48:33.354	42.858	1:02.814	84.4	8:50:19.026
2		5:03.053	3:30.352	39.474	53.227	143.0	8:55:39.180	2		4:07.486	2:38.023	38.112	51.351	146.7	8:54:26.512
3		2:05.456	35.374	38.325	51.757	225.9	8:57:44.636	3		2:01.410	33.492	37.202	50.716	227.8	8:56:27.922
4		2:01.969	33.733	37.466	50.770	228.8	8:59:46.605	4		2:01.119	33.683	36.970	50.466	231.7	8:58:29.041
5		2:00.791	33.293	37.227	50.271	229.2	9:01:47.396	5		2:00.556	33.091	36.973	50.492	232.2	9:00:29.597
6		2:00.052	32.980	36.955	50.117	229.7	9:03:47.448	6		2:00.681	33.262	36.907	50.512	235.2	9:02:30.278
7		1:59.654	32.865	36.858	49.931	230.2	9:05:47.102	7		2:15.199	37.720	42.997	54.482	230.7	9:04:45.477
8		1:59.783	32.713	36.872	50.198	230.7	9:07:46.885	8		2:00.404	33.019	37.010	50.375	230.2	9:06:45.881
9		2:14.405 P	33.059	37.288	1:04.058	230.7	9:10:01.290	9		2:00.197	32.770	36.961	50.466	231.7	9:08:46.078
10		3:47.587 P	2:07.287	37.512	1:02.788	137.4	9:13:48.877	10		2:08.596 P	32.760	37.019	58.817	232.2	9:10:54.674
11		5:08.848	3:35.645	40.229	52.974	138.9	9:18:57.725	11		5:19.064	3:49.981	38.680	50.403	137.5	9:16:13.738
12		2:04.237	34.395	38.398	51.444	228.3	9:21:01.962	12		1:59.855	33.025	36.867	49.963	229.2	9:18:13.593
13		2:00.367	32.911	37.184	50.272	229.2	9:23:02.329	13		1:58.922	32.458	36.590	49.874	230.7	9:20:12.515
14		1:59.734	32.759	36.970	50.005	229.7	9:25:02.063	14		1:58.763	32.394	36.557	49.812	230.7	9:22:11.278
15		1:59.655	32.678	36.920	50.057	230.7	9:27:01.718	15		2:07.637	32.354	36.756	58.527	231.2	9:24:18.915
16		2:11.499 P	32.941	37.261	1:01.297	230.2	9:29:13.217	16		2:04.374	32.515	36.700	55.159	230.7	9:26:23.289
17								17		1:58.832	32.388	36.641	49.803	230.2	9:28:22.121
18								18		2:08.438 P	32.434	36.734	59.270	231.2	9:30:30.559

73 Cian Shields Dallara F320 Spiess **99** Attila Pénzes Dallara F320 Spiess
Team Motopark CryptoTower Racing Team

Lap	D	Time	Sector 1	Sector 2	Sector 3	T. Spd	Elapsed	Lap	D	Time	Sector 1	Sector 2	Sector 3	T. Spd	Elapsed
1		8:52:09.543 P	8:50:20.295	43.669	1:05.579	146.9	8:52:09.543								
2		4:17.067	2:43.378	39.690	53.999	117.2	8:56:26.610								
3		2:07.878	34.434	38.228	55.216	219.5	8:58:34.488	1		8:51:26.671 P	8:49:31.220	46.030	1:09.421	138.8	8:51:26.671
4		2:00.589	32.978	37.391	50.220	229.2	9:00:35.077	2		3:22.093	1:45.389	42.121	54.583	146.9	8:54:48.764
5		2:05.832	32.935	40.316	52.581	230.7	9:02:40.909	3		2:10.041	36.724	39.528	53.789	226.8	8:56:58.805
6		2:00.113	32.857	36.939	50.317	230.2	9:04:41.022	4		2:06.163	35.692	38.596	51.875	226.8	8:59:04.968
7		1:59.854	32.621	37.069	50.164	230.7	9:06:40.876	5		2:05.192	35.059	38.246	51.887	228.3	9:01:10.160
8		1:59.601	32.550	37.035	50.016	231.2	9:08:40.477	6		2:05.718	34.366	39.426	51.926	228.8	9:03:15.878
9		1:59.844	32.583	36.945	50.316	231.2	9:10:40.321	7		2:02.349	33.626	37.660	51.063	230.7	9:05:18.227
10		2:22.820 P	38.090	39.705	1:05.025	231.2	9:13:03.141	8		2:01.110	33.396	37.273	50.441	231.7	9:07:19.337
11		6:05.937	4:32.939	39.513	53.485	124.5	9:19:09.078	9		2:01.801	33.395	37.116	51.290	231.7	9:09:21.138
12		2:05.161	34.238	38.048	52.875	223.6	9:21:14.239	10		2:26.687	40.505	43.352	1:02.830	204.1	9:11:47.825
13		1:59.198	32.384	36.933	49.881	230.2	9:23:13.437	11		2:20.652 P	35.824	38.957	1:05.871	227.8	9:14:08.477
14		1:59.153	32.452	37.039	49.662	231.7	9:25:12.590	12		6:19.324 P	4:01.212	48.631	1:29.481	146.9	9:20:27.801
15		1:58.675	32.379	36.698	49.598	232.2	9:27:11.265								
16		2:04.994 P	32.335	36.765	55.894	231.7	9:29:16.259								



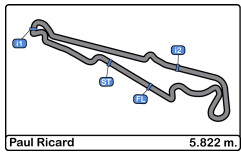


Paul Ricard
Euroformula Open
Free Practice - 1
Best Sectors Results



Sector - 1			Sector - 2			Sector - 3			Ideal Lap vs Best Lap						
Clas	Nº	Driver	Time	Nº	Driver	Time	Nº	Driver	Time	Clas	Nº	Driver	Ideal Lap	Best Lap	Clas
1	19	Noel Leon	32.041	19	Noel Leon	36.289	19	Noel Leon	49.081	1	19	Noel Leon	1:57.411	1:57.517	1
2	23	Bryce Aron	32.320	10	Juju Noda	36.356	10	Juju Noda	49.368	2	10	Juju Noda	1:58.117	1:58.117	2
3	73	Cian Shields	32.335	84	Francesco Simonazzi	36.557	23	Bryce Aron	49.496	3	73	Cian Shields	1:58.631	1:58.675	4
4	84	Francesco Simonazzi	32.354	73	Cian Shields	36.698	73	Cian Shields	49.598	4	23	Bryce Aron	1:58.669	1:58.669	3
5	10	Juju Noda	32.393	23	Bryce Aron	36.853	84	Francesco Simonazzi	49.803	5	84	Francesco Simonazzi	1:58.714	1:58.763	5
6	26	Jakob Bergmeister	32.678	26	Jakob Bergmeister	36.858	26	Jakob Bergmeister	49.931	6	26	Jakob Bergmeister	1:59.467	1:59.654	6
7	6	Vladislav Ryabov	32.769	6	Vladislav Ryabov	36.983	6	Vladislav Ryabov	49.935	7	6	Vladislav Ryabov	1:59.687	1:59.698	7
8	99	Attila Pénzes	33.395	99	Attila Pénzes	37.116	99	Attila Pénzes	50.441	8	99	Attila Pénzes	2:00.952	2:01.110	8



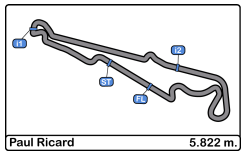


Paul Ricard
Euroformula Open
Free Practice - 1
Best 5 Lap Times



Cls	N°	Driver	Nat	Cat	Cls	Team	Nat	Vehicle	Best 1		Best 2		Best 3		Best 4		Best 5	
									Time	Lap	Time	Lap	Time	Lap	Time	Lap	Time	Lap
1	19	Noel Leon	MEX			Team Motopark	DEU	Dallara F320 Spiess	1:57.517	14	1:58.142	8	1:58.204	13	1:58.673	5	1:58.876	15
2	10	Juju Noda	JPN	R	1	Noda Racing	JPN	Dallara F320 Spiess	1:58.117	15	1:58.599	14	1:58.984	8	1:59.263	13	1:59.508	12
3	23	Bryce Aron	USA			Team Motopark	DEU	Dallara F320 Spiess	1:58.669	15	1:59.089	14	1:59.370	9	1:59.803	7	2:00.005	13
4	73	Cian Shields	GBR			Team Motopark	DEU	Dallara F320 Spiess	1:58.675	15	1:59.153	14	1:59.198	13	1:59.601	8	1:59.844	9
5	84	Francesco	ITA			BVM Racing	ITA	Dallara F320 Spiess	1:58.763	14	1:58.832	17	1:58.922	13	1:59.855	12	2:00.197	9
6	26	Jakob Bergmeister	DEU	R	2	Team Motopark	DEU	Dallara F320 Spiess	1:59.654	7	1:59.655	15	1:59.734	14	1:59.783	8	2:00.052	6
7	6	Vladislav Ryabov	RUS	R	3	CryptoTower Racing	JPN	Dallara F320 Spiess	1:59.698	15	1:59.983	14	2:00.246	9	2:00.803	8	2:00.886	13
8	99	Attila Pénzes	HUN			CryptoTower Racing	JPN	Dallara F320 Spiess	2:01.110	8	2:01.801	9	2:02.349	7	2:05.192	5	2:05.718	6



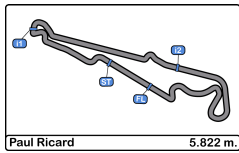


Paul Ricard
Euroformula Open
Free Practice - 1
Best 5 Top Speeds



Clas	Nº	Driver	Nat	Cat	Cls	Team	Nat	Vehicle	Top 1		Top 2		Top 3		Top 4		Top 5		Avg
									Km/h	Lap	Km/h	Lap	Km/h	Lap	Km/h	Lap	Km/h	Lap	
1	84	Francesco Simonazzi		ITA		BVM Racing		Dallara F320 Spiess	235.2	6	232.2	5	232.2	10	231.7	4	231.7	9	232.6
2	19	Noel Leon		MEX		Team Motopark		Dallara F320 Spiess	233.7	14	233.7	15	233.7	16	233.2	13	231.7	9	233.2
3	10	Juju Noda		JPN	R 1	Noda Racing		Dallara F320 Spiess	232.7	9	232.7	14	232.7	15	232.7	16	232.2	8	232.6
4	6	Vladislav Ryabov		IND	R 2	CryptoTower Racing Team		Dallara F320 Spiess	232.2	6	229.7	9	229.7	10	229.7	16	229.2	7	230.1
5	73	Cian Shields		GBR		Team Motopark		Dallara F320 Spiess	232.2	15	231.7	14	231.7	16	231.2	8	231.2	9	231.6
6	23	Bryce Aron		USA		Team Motopark		Dallara F320 Spiess	231.7	15	231.2	16	230.7	14	230.2	10	229.7	6	230.7
7	99	Attila Péntzes		HUN		CryptoTower Racing Team		Dallara F320 Spiess	231.7	8	231.7	9	230.7	7	228.8	6	228.3	5	230.2
8	26	Jakob Bergmeister		DEU	R 3	Team Motopark		Dallara F320 Spiess	230.7	8	230.7	9	230.7	15	230.2	7	230.2	16	230.5





Paul Ricard
Euroformula Open
Free Practice - 1
Fastest Laps Sequence



Paul Ricard 5.822 m

Lap	Time of Day	Session Time	Nº Driver	Nat	Cat	Team	Nat	Vehicle	Time	Km/h
2	8:53:57.096	6:57.096	10 Juju Noda		JPN	R Noda Racing		JPN Dallara F320 Spiess	2:16.935	153.0
3	8:56:05.059	9:05.059	10 Juju Noda		JPN	R Noda Racing		JPN Dallara F320 Spiess	2:07.963	163.7
3	8:56:27.922	9:27.922	84 Francesco Simonazzi		ITA	BVM Racing		ITA Dallara F320 Spiess	2:01.410	172.6
4	8:58:29.041	11:29.041	84 Francesco Simonazzi		ITA	BVM Racing		ITA Dallara F320 Spiess	2:01.119	173.0
4	8:59:12.648	12:12.648	23 Bryce Aron		USA	Team Motopark		DEU Dallara F320 Spiess	2:00.905	173.3
4	9:00:14.454	13:14.454	19 Noel Leon		MEX	Team Motopark		DEU Dallara F320 Spiess	1:59.293	175.6
5	9:02:13.127	15:13.127	19 Noel Leon		MEX	Team Motopark		DEU Dallara F320 Spiess	1:58.673	176.6
8	9:08:16.520	21:16.520	19 Noel Leon		MEX	Team Motopark		DEU Dallara F320 Spiess	1:58.142	177.4
14	9:25:42.359	38:42.359	19 Noel Leon		MEX	Team Motopark		DEU Dallara F320 Spiess	1:57.517	178.3





Paul Ricard
Euroformula Open
Free Practice - 1
Event Best Maximum Speed



N°	Driver	Nat	Cat	Clas	Team	Nat	Vehicle	Km/h	Session
84	Francesco Simonazzi		ITA		BVM Racing		Dallara F320 Spiess	235.2	Free Practice - 1
19	Noel Leon		MEX		Team Motopark		Dallara F320 Spiess	233.7	Free Practice - 1
10	Juju Noda		JPN	R 1	Noda Racing		Dallara F320 Spiess	232.7	Free Practice - 1
6	Vladislav Ryabov		RUS	R 2	CryptoTower Racing Team		Dallara F320 Spiess	232.2	Free Practice - 1
73	Cian Shields		GBR		Team Motopark		Dallara F320 Spiess	232.2	Free Practice - 1
99	Attila Pénzes		HUN		CryptoTower Racing Team		Dallara F320 Spiess	231.7	Free Practice - 1
23	Bryce Aron		USA		Team Motopark		Dallara F320 Spiess	231.7	Free Practice - 1
26	Jakob Bergmeister		DEU	R 3	Team Motopark		Dallara F320 Spiess	230.7	Free Practice - 1





Paul Ricard
Euroformula Open
Free Practice - 1
Pit Stop Analysis



6 Vladislav Ryabov Dallara F320 Spiess

Rookie CryptoTower Racing Team

N°	In Day Time	In Time	Out Time	Pit Time	T. Pit Time	Handicap	Diff.
1	8:50:28.247	8:50:28.247	8:53:37.438	3:09.191	3:09.191		
2	8:55:43.728	8:55:43.728	8:56:16.501	32.773	3:41.964		
3	9:12:37.588	9:12:37.588	9:14:02.264	1:24.676	5:06.640		
4	9:16:09.186	9:16:09.186	9:19:27.827	3:18.641	8:25.281		

10 Juju Noda Dallara F320 Spiess

Rookie Noda Racing

N°	In Day Time	In Time	Out Time	Pit Time	T. Pit Time	Handicap	Diff.
1	9:08:11.791	9:08:11.791	9:16:24.300	8:12.509	8:12.509		

19 Noel Leon Dallara F320 Spiess

Team Motopark

N°	In Day Time	In Time	Out Time	Pit Time	T. Pit Time	Handicap	Diff.
1	8:50:46.655	8:50:46.655	8:53:29.248	2:42.593	2:42.593		
2	8:55:34.678	8:55:34.678	8:56:06.328	31.650	3:14.243		
3	9:10:25.137	9:10:25.137	9:14:52.557	4:27.420	7:41.663		
4	9:17:03.758	9:17:03.758	9:17:35.402	31.644	8:13.307		

23 Bryce Aron Dallara F320 Spiess

Team Motopark

N°	In Day Time	In Time	Out Time	Pit Time	T. Pit Time	Handicap	Diff.
1	8:49:45.397	8:49:45.397	8:52:20.621	2:35.224	2:35.224		
2	8:54:31.107	8:54:31.107	8:55:01.732	30.625	3:05.849		
3	9:11:17.262	9:11:17.262	9:16:57.047	5:39.785	8:45.634		
4	9:19:03.159	9:19:03.159	9:19:31.982	28.823	9:14.457		

26 Jakob Bergmeister Dallara F320 Spiess

Rookie Team Motopark

N°	In Day Time	In Time	Out Time	Pit Time	T. Pit Time	Handicap	Diff.
1	8:50:24.823	8:50:24.823	8:53:30.861	3:06.038	3:06.038		
2	9:09:50.040	9:09:50.040	9:11:24.945	1:34.905	4:40.943		
3	9:13:37.790	9:13:37.790	9:16:48.916	3:11.126	7:52.069		

73 Cian Shields Dallara F320 Spiess

Team Motopark

N°	In Day Time	In Time	Out Time	Pit Time	T. Pit Time	Handicap	Diff.
1	8:52:00.770	8:52:00.770	8:54:17.655	2:16.885	2:16.885		
2	9:12:54.115	9:12:54.115	9:16:59.233	4:05.118	6:22.003		

84 Francesco Simonazzi Dallara F320 Spiess

BVM Racing

N°	In Day Time	In Time	Out Time	Pit Time	T. Pit Time	Handicap	Diff.
1	8:50:10.348	8:50:10.348	8:52:23.693	2:13.345	2:13.345		
2	9:10:45.775	9:10:45.775	9:14:09.035	3:23.260	5:36.605		

99 Attila Péntzes Dallara F320 Spiess

CryptoTower Racing Team

N°	In Day Time	In Time	Out Time	Pit Time	T. Pit Time	Handicap	Diff.
1	8:51:14.460	8:51:14.460	8:52:35.786	1:21.326	1:21.326		
2	9:13:55.795	9:13:55.795	9:17:31.157	3:35.362	4:56.688		

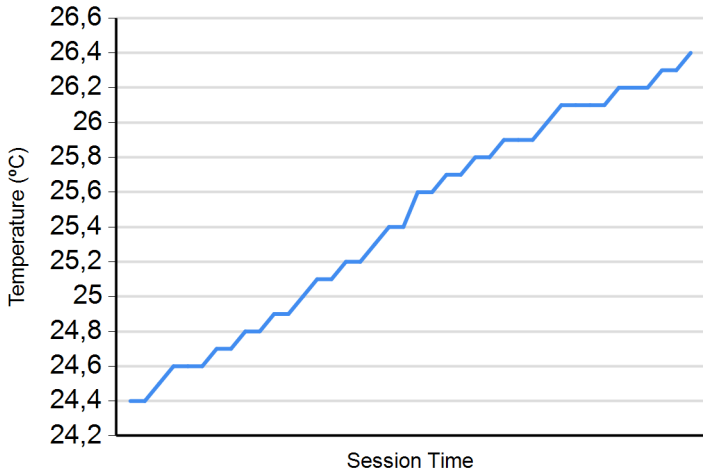




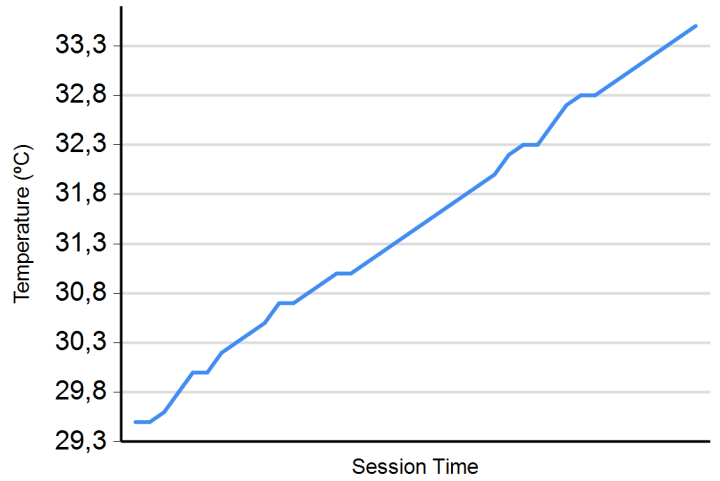
Paul Ricard
Euroformula Open
Free Practice - 1
Weather Report



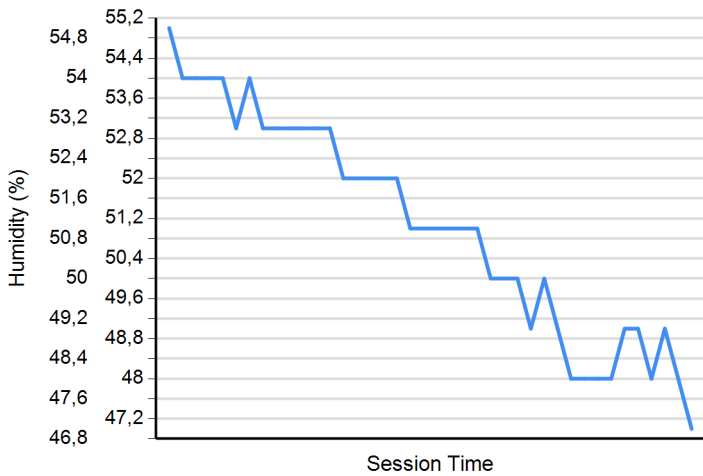
Air Temperature



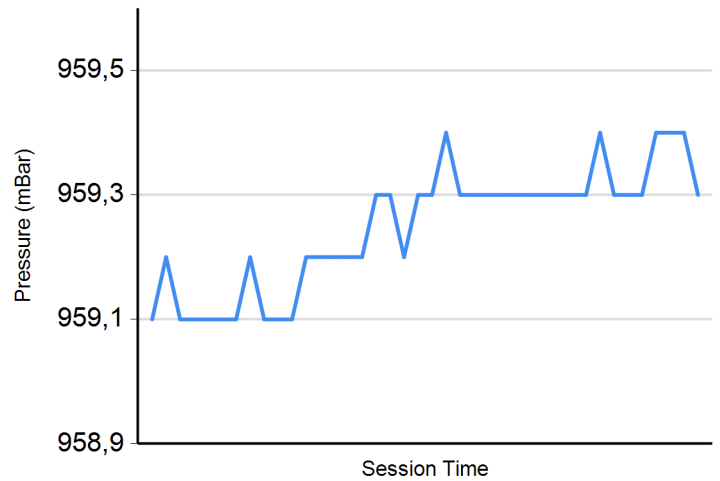
Track Temperature



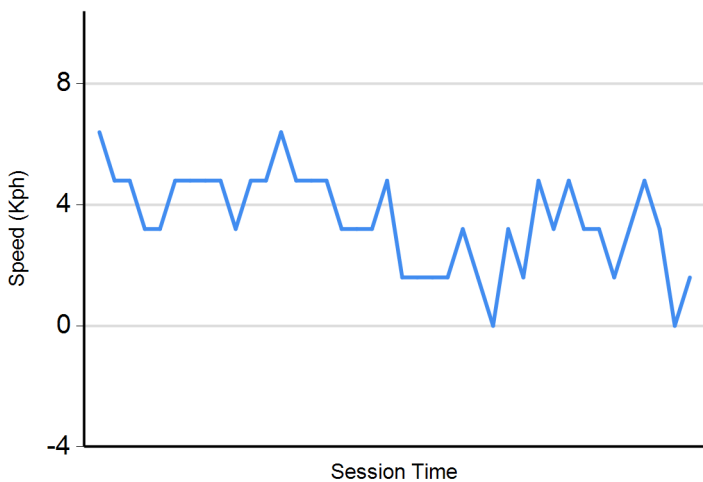
Humidity



Pressure



Wind Speed



Wind direction

