

Paul Ricard
Euroformula Open
Free Practice - 2
Provisional Results



Clas	Nº	Driver	Nat	Cat	Clas	Team	Nat	Vehicle	Laps	Best	Time	Gap	Interval	Km/h
1	19	Noel Leon	MEX			Team Motopark	DEU	Dallara F320 Spiess	18	7	1:57.286			178.7
2	10	Juju Noda	JPN	R	1	Noda Racing	JPN	Dallara F320 Spiess	16	15	1:57.767	0.481	0.481	177.9
3	23	Bryce Aron	USA			Team Motopark	DEU	Dallara F320 Spiess	19	18	1:57.768	0.482	0.001	177.9
4	26	Jakob Bergmeister	DEU	R	2	Team Motopark	DEU	Dallara F320 Spiess	16	14	1:57.942	0.656	0.174	177.7
5	73	Cian Shields	GBR			Team Motopark	DEU	Dallara F320 Spiess	19	17	1:57.957	0.671	0.015	177.6
6	84	Francesco Simonazzi	ITA			BVM Racing	ITA	Dallara F320 Spiess	14	11	1:58.297	1.011	0.340	177.1
7	6	Vladislav Ryabov	RUS	R	3	CryptoTower Racing Team	JPN	Dallara F320 Spiess	16	14	1:58.460	1.174	0.163	176.9
8	99	Attila Pénzes	HUN			CryptoTower Racing Team	JPN	Dallara F320 Spiess	10	8	2:02.313	5.027	3.853	171.3

Published at:.....

Track Temp: 50.0 °C Air Temp: 30.8 °C Humidity: 36 % Track Status: DRY

Race Director:

Neus Santamaría Sanromà

DPB-0819-ESP/CAT

Timekeeper:

Luis Garcia
 JOB-1605-ESP/M





Paul Ricard
Euroformula Open
Free Practice - 2
Provisional Results by Category



Paul Ricard 5.822 m.

Rookie														
Clas	Nº	Driver	Nat	Cat	Clas	Team	Nat	Vehicle	Laps	Best	Time	Gap	Interval	Km/h
1	10	Juju Noda		R	1	Noda Racing		Dallara F320 Spiess	16	15	1:57.767			177.9
2	26	Jakob Bergmeister		R	2	Team Motopark		Dallara F320 Spiess	16	14	1:57.942	0.175	0.175	177.7
3	6	Vladislav Ryabov		R	3	CryptoTower Racing Team		Dallara F320 Spiess	16	14	1:58.460	0.693	0.518	176.9
Clas	Nº	Driver	Nat	Cat	Clas	Team	Nat	Vehicle	Laps	Best	Time	Gap	Interval	Km/h
1	19	Noel Leon				Team Motopark		Dallara F320 Spiess	18	7	1:57.286			178.7
2	23	Bryce Aron				Team Motopark		Dallara F320 Spiess	19	18	1:57.768	0.482	0.482	177.9
3	73	Cian Shields				Team Motopark		Dallara F320 Spiess	19	17	1:57.957	0.671	0.189	177.6
4	84	Francesco Simonazzi				BVM Racing		Dallara F320 Spiess	14	11	1:58.297	1.011	0.340	177.1
5	99	Attila Pénzes				CryptoTower Racing Team		Dallara F320 Spiess	10	8	2:02.313	5.027	4.016	171.3

Published at:.....

Track Temp: 50.0 °C Air Temp: 30.8 °C Humidity: 36 % Track Status: DRY

Race Director:

Neus Santamaría Sanromà

DPB-0819-ESP/CAT

Timekeeper:

Luis Garcia

JOB-1605-ESP/M





Paul Ricard
Euroformula Open
Free Practice - 2
Lap Analysis



6 Vladislav Ryabov Dallara F320 Spiess **19** Noel Leon Dallara F320 Spiess

Rookie

CryptoTower Racing Team

Team Motopark

Lap	D	Time	Sector 1	Sector 2	Sector 3	T. Spd	Elapsed	Lap	D	Time	Sector 1	Sector 2	Sector 3	T. Spd	Elapsed
1		14:45:42.735 P	14:44:04.213	38.428	1:00.094	111.3	14:45:42.735	1		14:43:51.343 P	14:42:10.091	37.803	1:03.449	141.7	14:43:51.343
2		2:28.980	1:01.282	37.303	50.395	141.5	14:48:11.715	2		2:41.049	1:07.758	37.657	55.634	140.9	14:46:32.392
3		2:00.764	33.297	37.246	50.221	226.4	14:50:12.479	3		1:58.447	32.516	36.745	49.186	225.9	14:48:30.839
4		2:00.490	33.091	37.345	50.054	226.4	14:52:12.969	4		1:57.958	32.357	36.380	49.221	227.8	14:50:28.797
5		1:59.718	32.819	37.078	49.821	225.9	14:54:12.687	5		1:57.894	32.130	36.441	49.323	228.3	14:52:26.691
6		1:59.448	32.730	36.990	49.728	226.8	14:56:12.135	6		1:57.574	32.198	36.275	49.101	228.8	14:54:24.265
7		2:00.053	32.761	37.232	50.060	227.3	14:58:12.188	7		1:57.286	32.068	36.359	48.859	229.7	14:56:21.551
8		2:00.088	32.820	37.136	50.132	226.8	15:00:12.276	8		1:58.343	32.010	36.452	49.881	230.7	14:58:19.894
9		2:10.269 P	32.982	37.197	1:00.090	226.8	15:02:22.545	9		1:57.532	32.154	36.407	48.971	229.2	15:00:17.426
10		9:21.086	7:52.348	38.021	50.717	125.4	15:11:43.631	10		1:57.540	32.052	36.463	49.025	230.7	15:02:14.966
11		1:59.298	32.910	36.820	49.568	225.9	15:13:42.929	11		1:57.741	32.212	36.462	49.067	229.7	15:04:12.707
12		1:58.496	32.502	36.634	49.360	225.4	15:15:41.425	12		1:57.852	32.364	36.356	49.132	229.2	15:06:10.559
13		1:58.699	32.348	36.816	49.535	226.8	15:17:40.124	13		2:09.543 P	32.841	37.862	58.840	228.3	15:08:20.102
14		1:58.460	32.465	36.612	49.383	226.8	15:19:38.584	14		7:41.748	6:12.058	37.885	51.805	143.4	15:16:01.850
15		1:58.724	32.347	36.644	49.733	227.3	15:21:37.308	15		2:00.593	33.043	37.149	50.401	226.4	15:18:02.443
16		2:16.197 P	36.329	38.400	1:01.468	225.9	15:23:53.505	16		1:58.018	32.532	36.494	48.992	228.8	15:20:00.461
17								17		1:57.631	32.261	36.342	49.028	227.8	15:21:58.092
18								18		2:15.365 P	32.029	36.297	1:07.039	227.3	15:24:13.457

10 Juju Noda Dallara F320 Spiess **23** Bryce Aron Dallara F320 Spiess

Rookie

Noda Racing

Bryce Aron

Dallara F320 Spiess

Team Motopark

Lap	D	Time	Sector 1	Sector 2	Sector 3	T. Spd	Elapsed	Lap	D	Time	Sector 1	Sector 2	Sector 3	T. Spd	Elapsed
1		14:44:07.171 P	14:42:17.549	44.972	1:04.650	127.0	14:44:07.171								
2		3:00.987 P	1:19.586	39.745	1:01.656	143.0	14:47:08.158								
3		2:39.186	1:09.369	38.461	51.356	139.8	14:49:47.344	1		14:43:36.713	14:42:02.862	39.930	53.921	146.1	14:43:36.713
4		2:01.140	33.475	37.251	50.414	228.3	14:51:48.484	2		2:00.145	33.003	36.947	50.195	225.4	14:45:36.858
5		1:59.749	33.179	36.571	49.999	228.8	14:53:48.233	3		1:58.828	32.459	36.799	49.570	226.4	14:47:35.686
6		1:59.351	32.648	36.512	50.191	229.7	14:55:47.584	4		1:59.003	32.553	36.782	49.668	228.3	14:49:34.689
7		7:34.487 P	32.755	36.697	6:25.035	230.2	15:03:22.071	5		1:58.709	32.370	36.733	49.606	228.3	14:51:33.398
8		2:24.925	53.973	39.069	51.883	122.1	15:05:46.996	6		1:58.919	32.576	36.803	49.540	227.8	14:53:32.317
9		2:01.819	33.516	37.488	50.815	226.8	15:07:48.815	7		1:59.327	33.380	36.609	49.338	228.3	14:55:31.644
10		2:00.272	33.544	36.737	49.991	228.8	15:09:49.087	8		1:58.543	32.472	36.753	49.318	228.3	14:57:30.187
11		1:58.555	32.681	36.474	49.400	229.2	15:11:47.642	9		1:58.058	32.282	36.530	49.246	227.3	14:59:28.245
12		2:05.060	36.244	37.725	51.091	230.7	15:13:52.702	10		1:58.665	32.310	36.702	49.653	228.3	15:01:26.910
13		1:58.505	32.769	36.392	49.344	228.8	15:15:51.207	11		1:58.751	32.508	36.676	49.567	228.3	15:03:25.661
14		1:58.684	32.466	36.725	49.493	230.2	15:17:49.891	12		1:57.839	32.137	36.659	49.043	229.2	15:05:23.500
15		1:57.767	32.304	36.164	49.299	231.2	15:19:47.658	13		2:10.703 P	32.434	37.301	1:00.968	228.3	15:07:34.203
16		1:57.790	32.331	36.220	49.239	230.7	15:21:45.448	14		5:36.862	4:05.305	38.565	52.992	133.0	15:13:11.065
17			35.353	37.673		230.7		15		1:58.681	32.704	36.602	49.375	225.4	15:15:09.746
								16		1:57.777	32.077	36.622	49.078	228.8	15:17:07.523
								17		1:57.814	32.238	36.552	49.024	228.3	15:19:05.337
								18		1:57.768	32.141	36.491	49.136	229.2	15:21:03.105
								19		2:10.203 P	32.748	36.490	1:00.965	227.3	15:23:13.308





Paul Ricard
Euroformula Open
Free Practice - 2
Lap Analysis



26 Jakob Bergmeister Dallara F320 Spiess **84** Francesco Simonazzi Dallara F320 Spiess
 Rookie Team Motopark BVM Racing

Lap	D	Time	Sector 1	Sector 2	Sector 3	T. Spd	Elapsed	Lap	D	Time	Sector 1	Sector 2	Sector 3	T. Spd	Elapsed
1		14:44:17.734	14:42:43.085	41.593	53.056	138.8	14:44:17.734	1		14:43:35.364 P	14:41:50.106	39.483	1:05.775	106.9	14:43:35.364
2		2:02.123	34.307	37.564	50.252	218.1	14:46:19.857	2		2:46.342 P	1:06.491	38.488	1:01.363	143.0	14:46:21.706
3		1:59.445	33.000	36.870	49.575	226.4	14:48:19.302	3		8:27.449 P	6:52.672	36.841	57.936	112.9	14:54:49.155
4		1:59.337	32.818	36.838	49.681	228.8	14:50:18.639	4		4:22.581	2:54.089	37.525	50.967	144.1	14:59:11.736
5		1:59.235	32.807	36.829	49.599	227.8	14:52:17.874	5		1:59.711	32.977	36.679	50.055	224.5	15:01:11.447
6		1:59.377	32.721	36.953	49.703	228.3	14:54:17.251	6		1:58.771	32.486	36.699	49.586	225.4	15:03:10.218
7		1:58.926	32.652	36.584	49.690	228.8	14:56:16.177	7		1:58.596	32.315	36.636	49.645	227.3	15:05:08.814
8		2:12.206 P	32.965	36.876	1:02.365	229.2	14:58:28.383	8		2:23.217	38.273	49.067	55.877	225.9	15:07:32.031
9		11:26.899 P	9:43.929	39.008	1:03.962	129.4	15:09:55.282	9		2:14.748 P	32.513	36.699	1:05.536	225.9	15:09:46.779
10		2:37.168	1:08.262	37.973	50.933	151.2	15:12:32.450	10		6:46.793	5:16.781	37.639	52.373	128.7	15:16:33.572
11		2:03.624	32.996	36.805	53.823	227.3	15:14:36.074	11		1:58.297	32.422	36.522	49.353	225.4	15:18:31.869
12		2:02.518	32.676	37.780	52.062	228.8	15:16:38.592	12		1:58.305	32.288	36.576	49.441	228.8	15:20:30.174
13		1:58.449	32.422	36.601	49.426	227.3	15:18:37.041	13		1:58.330	32.199	36.660	49.471	226.4	15:22:28.504
14		1:57.942	32.240	36.462	49.240	229.7	15:20:34.983	14		2:08.200 P	32.539	36.509	59.152	227.3	15:24:36.704
15		1:58.076	32.332	36.464	49.280	228.8	15:22:33.059								
16		2:10.839 P	32.732	36.659	1:01.448	229.2	15:24:43.898								

73 Cian Shields Dallara F320 Spiess **99** Attila Pénzes Dallara F320 Spiess
 Team Motopark CryptoTower Racing Team

Lap	D	Time	Sector 1	Sector 2	Sector 3	T. Spd	Elapsed	Lap	D	Time	Sector 1	Sector 2	Sector 3	T. Spd	Elapsed
1		14:44:30.438 P	14:42:40.610	44.939	1:04.889	130.7	14:44:30.438	1		14:44:30.438 P	14:42:40.610	44.939	1:04.889	130.7	14:44:30.438
2		2:47.084	1:11.673	40.697	54.714	140.0	14:47:17.522	2		2:47.084	1:11.673	40.697	54.714	140.0	14:47:17.522
3		2:04.669	35.215	37.940	51.514	222.6	14:49:22.191	3		2:04.669	35.215	37.940	51.514	222.6	14:49:22.191
4		2:02.943	34.536	37.317	51.090	225.4	14:51:25.134	4		2:02.943	34.536	37.317	51.090	225.4	14:51:25.134
5		2:05.620	34.697	38.405	52.518	225.0	14:53:30.754	5		2:05.620	34.697	38.405	52.518	225.0	14:53:30.754
6		2:16.502	38.898	40.421	57.183	212.5	14:55:47.256	6		2:16.502	38.898	40.421	57.183	212.5	14:55:47.256
7		2:05.055	35.581	37.620	51.854	207.6	14:57:52.311	7		2:05.055	35.581	37.620	51.854	207.6	14:57:52.311
8		2:02.313	34.380	37.338	50.595	225.4	14:59:54.624	8		2:02.313	34.380	37.338	50.595	225.4	14:59:54.624
9		2:17.676 P	35.986	38.079	1:03.611	225.4	15:02:12.300	9		2:17.676 P	35.986	38.079	1:03.611	225.4	15:02:12.300
10		6:46.425 P	4:46.360	39.397	1:20.668	143.4	15:08:58.725	10		6:46.425 P	4:46.360	39.397	1:20.668	143.4	15:08:58.725
11		1:57.989	32.288	36.563	49.138	228.8	15:04:15.452								
12		1:57.994	32.347	36.532	49.115	228.3	15:06:13.446								
13		2:16.877 P	35.026	37.789	1:04.062	228.3	15:08:30.323								
14		6:01.369	4:29.368	39.111	52.890	145.9	15:14:31.692								
15		2:10.294	35.662	37.510	57.122	218.1	15:16:41.986								
16		1:58.316	32.384	36.569	49.363	226.4	15:18:40.302								
17		1:57.957	32.157	36.536	49.264	230.2	15:20:38.259								
18		1:58.310	32.226	36.639	49.445	228.8	15:22:36.569								
19		2:37.991 P	42.751	49.455	1:05.785	185.5	15:25:14.560								



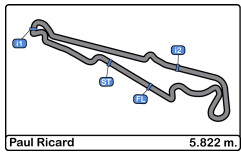


Paul Ricard
Euroformula Open
Free Practice - 2
Best Sectors Results



Sector - 1			Sector - 2			Sector - 3			Ideal Lap vs Best Lap						
Clas	Nº	Driver	Time	Nº	Driver	Time	Nº	Driver	Time	Clas	Nº	Driver	Ideal Lap	Best Lap	Clas
1	19	Noel Leon	32.010	10	Juju Noda	36.164	19	Noel Leon	48.859	1	19	Noel Leon	1:57.144	1:57.286	1
2	23	Bryce Aron	32.077	19	Noel Leon	36.275	23	Bryce Aron	49.024	2	23	Bryce Aron	1:57.591	1:57.768	3
3	73	Cian Shields	32.157	26	Jakob Bergmeister	36.462	73	Cian Shields	49.115	3	10	Juju Noda	1:57.707	1:57.767	2
4	84	Francesco Simonazzi	32.199	73	Cian Shields	36.476	10	Juju Noda	49.239	4	73	Cian Shields	1:57.748	1:57.957	5
5	26	Jakob Bergmeister	32.240	23	Bryce Aron	36.490	26	Jakob Bergmeister	49.240	5	26	Jakob Bergmeister	1:57.942	1:57.942	4
6	10	Juju Noda	32.304	84	Francesco Simonazzi	36.509	84	Francesco Simonazzi	49.353	6	84	Francesco Simonazzi	1:58.061	1:58.297	6
7	6	Vladislav Ryabov	32.347	6	Vladislav Ryabov	36.612	6	Vladislav Ryabov	49.360	7	6	Vladislav Ryabov	1:58.319	1:58.460	7
8	99	Attila Pénzes	34.380	99	Attila Pénzes	37.317	99	Attila Pénzes	50.595	8	99	Attila Pénzes	2:02.292	2:02.313	8



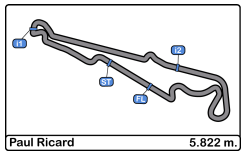


Paul Ricard
Euroformula Open
Free Practice - 2
Best 5 Lap Times



Cls	N°	Driver	Nat	Cat	Cls	Team	Nat	Vehicle	Best 1		Best 2		Best 3		Best 4		Best 5	
									Time	Lap	Time	Lap	Time	Lap	Time	Lap	Time	Lap
1	19	Noel Leon				Team Motopark		Dallara F320 Spiess	1:57.286	7	1:57.532	9	1:57.540	10	1:57.574	6	1:57.631	17
2	10	Juju Noda		R	1	Noda Racing		Dallara F320 Spiess	1:57.767	15	1:57.790	16	1:58.505	13	1:58.555	11	1:58.684	14
3	23	Bryce Aron				Team Motopark		Dallara F320 Spiess	1:57.768	18	1:57.777	16	1:57.814	17	1:57.839	12	1:58.058	9
4	26	Jakob Bergmeister		R	2	Team Motopark		Dallara F320 Spiess	1:57.942	14	1:58.076	15	1:58.449	13	1:58.926	7	1:59.235	5
5	73	Cian Shields				Team Motopark		Dallara F320 Spiess	1:57.957	17	1:57.989	11	1:57.994	12	1:58.310	18	1:58.316	16
6	84	Francesco				BVM Racing		Dallara F320 Spiess	1:58.297	11	1:58.305	12	1:58.330	13	1:58.596	7	1:58.771	6
7	6	Vladislav Ryabov		R	3	CryptoTower Racing		Dallara F320 Spiess	1:58.460	14	1:58.496	12	1:58.699	13	1:58.724	15	1:59.298	11
8	99	Attila Péntzes				CryptoTower Racing		Dallara F320 Spiess	2:02.313	8	2:02.943	4	2:04.669	3	2:05.055	7	2:05.620	5



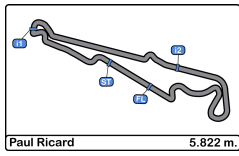


Paul Ricard
Euroformula Open
Free Practice - 2
Best 5 Top Speeds



Clas	Nº	Driver	Nat	Cat	Cls	Team	Nat	Vehicle	Top 1		Top 2		Top 3		Top 4		Top 5		Avg
									Km/h	Lap	Km/h	Lap	Km/h	Lap	Km/h	Lap	Km/h	Lap	
1	10	Juju Noda		JPN	R	1	Noda Racing		231.2	15	230.7	12	230.7	16	230.7	17	230.2	7	230.7
2	19	Noel Leon		MEX			Team Motopark		230.7	8	230.7	10	229.7	7	229.7	11	229.2	9	230.0
3	73	Cian Shields		GBR			Team Motopark		230.2	17	228.8	11	228.8	18	228.3	9	228.3	10	228.9
4	26	Jakob Bergmeister		BEL	R	2	Team Motopark		229.7	14	229.2	8	229.2	16	228.8	4	228.8	7	229.2
5	23	Bryce Aron		USA			Team Motopark		229.2	12	229.2	18	228.8	16	228.3	4	228.3	5	228.8
6	84	Francesco Simonazzi		ITA			BVM Racing		228.8	12	227.3	7	227.3	14	226.4	13	225.9	8	227.1
7	6	Vladislav Ryabov		RUS	R	3	CryptoTower Racing Team		227.3	7	227.3	15	226.8	6	226.8	8	226.8	9	227.0
8	99	Attila Péntzes		HUN			CryptoTower Racing Team		225.4	4	225.4	8	225.4	9	225.0	5	222.6	3	224.8





Paul Ricard
Euroformula Open
Free Practice - 2
Fastest Laps Sequence



Lap	Time of Day	Session Time	Nº Driver	Nat	Cat	Team	Nat	Vehicle	Time	Km/h
2	14:45:36.858	4:36.858	23 Bryce Aron		USA	Team Motopark		Dallara F320 Spiess	2:00.145	174.4
3	14:47:35.686	6:35.686	23 Bryce Aron		USA	Team Motopark		Dallara F320 Spiess	1:58.828	176.3
3	14:48:30.839	7:30.839	19 Noel Leon		MEX	Team Motopark		Dallara F320 Spiess	1:58.447	176.9
4	14:50:28.797	9:28.797	19 Noel Leon		MEX	Team Motopark		Dallara F320 Spiess	1:57.958	177.6
5	14:52:26.691	11:26.691	19 Noel Leon		MEX	Team Motopark		Dallara F320 Spiess	1:57.894	177.7
6	14:54:24.265	13:24.265	19 Noel Leon		MEX	Team Motopark		Dallara F320 Spiess	1:57.574	178.2
7	14:56:21.551	15:21.551	19 Noel Leon		MEX	Team Motopark		Dallara F320 Spiess	1:57.286	178.7





Paul Ricard
Euroformula Open
Free Practice - 2
Event Best Maximum Speed



N°	Driver	Nat	Cat	Clas	Team	Nat	Vehicle	Km/h	Session
84	Francesco Simonazzi		ITA		BVM Racing		Dallara F320 Spiess	235.2	Free Practice - 1
19	Noel Leon		MEX		Team Motopark		Dallara F320 Spiess	233.7	Free Practice - 1
10	Juju Noda		JPN	R 1	Noda Racing		Dallara F320 Spiess	232.7	Free Practice - 1
6	Vladislav Ryabov		RUS	R 2	CryptoTower Racing Team		Dallara F320 Spiess	232.2	Free Practice - 1
73	Cian Shields		GBR		Team Motopark		Dallara F320 Spiess	232.2	Free Practice - 1
99	Attila Pénzes		HUN		CryptoTower Racing Team		Dallara F320 Spiess	231.7	Free Practice - 1
23	Bryce Aron		USA		Team Motopark		Dallara F320 Spiess	231.7	Free Practice - 1
26	Jakob Bergmeister		DEU	R 3	Team Motopark		Dallara F320 Spiess	230.7	Free Practice - 1





Paul Ricard
Euroformula Open
Free Practice - 2
Pit Stop Analysis



6 Vladislav Ryabov Dallara F320 Spiess
 Rookie CryptoTower Racing Team

N°	In Day Time	In Time	Out Time	Pit Time	T. Pit Time	Handicap	Diff.
1	14:45:33.926	14:45:33.926	14:46:02.858	28.932	28.932		
2	15:02:12.748	15:02:12.748	15:09:39.844	7:27.096	7:56.028		

10 Juju Noda Dallara F320 Spiess
 Rookie Noda Racing

N°	In Day Time	In Time	Out Time	Pit Time	T. Pit Time	Handicap	Diff.
1	14:43:57.953	14:43:57.953	14:44:31.883	33.930	33.930		
2	14:46:58.596	14:46:58.596	14:47:27.983	29.387	1:03.317		
3	14:57:50.147	14:57:50.147	15:03:39.302	5:49.155	6:52.472		

19 Noel Leon Dallara F320 Spiess
 Team Motopark

N°	In Day Time	In Time	Out Time	Pit Time	T. Pit Time	Handicap	Diff.
1	14:43:41.699	14:43:41.699	14:44:14.632	32.933	32.933		
2	15:08:12.253	15:08:12.253	15:13:57.689	5:45.436	6:18.369		

23 Bryce Aron Dallara F320 Spiess
 Team Motopark

N°	In Day Time	In Time	Out Time	Pit Time	T. Pit Time	Handicap	Diff.
1	15:07:23.192	15:07:23.192	15:11:03.933	3:40.741	3:40.741		

26 Jakob Bergmeister Dallara F320 Spiess
 Rookie Team Motopark

N°	In Day Time	In Time	Out Time	Pit Time	T. Pit Time	Handicap	Diff.
1	14:58:16.933	14:58:16.933	15:07:35.432	9:18.499	9:18.499		
2	15:09:44.359	15:09:44.359	15:10:30.309	45.950	10:04.449		

73 Cian Shields Dallara F320 Spiess
 Team Motopark

N°	In Day Time	In Time	Out Time	Pit Time	T. Pit Time	Handicap	Diff.
1	15:08:18.892	15:08:18.892	15:12:23.131	4:04.239	4:04.239		

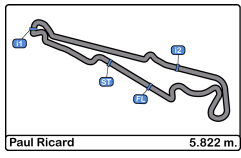
84 Francesco Simonazzi Dallara F320 Spiess
 BVM Racing

N°	In Day Time	In Time	Out Time	Pit Time	T. Pit Time	Handicap	Diff.
1	14:43:25.406	14:43:25.406	14:43:59.192	33.786	33.786		
2	14:46:11.733	14:46:11.733	14:52:40.056	6:28.323	7:02.109		
3	14:54:40.013	14:54:40.013	14:57:08.401	2:28.388	9:30.497		
4	15:09:37.773	15:09:37.773	15:14:28.302	4:50.529	14:21.026		

99 Attila Péntzes Dallara F320 Spiess
 CryptoTower Racing Team

N°	In Day Time	In Time	Out Time	Pit Time	T. Pit Time	Handicap	Diff.
1	14:44:21.640	14:44:21.640	14:44:55.791	34.151	34.151		
2	15:02:01.314	15:02:01.314	15:06:22.375	4:21.061	4:55.212		

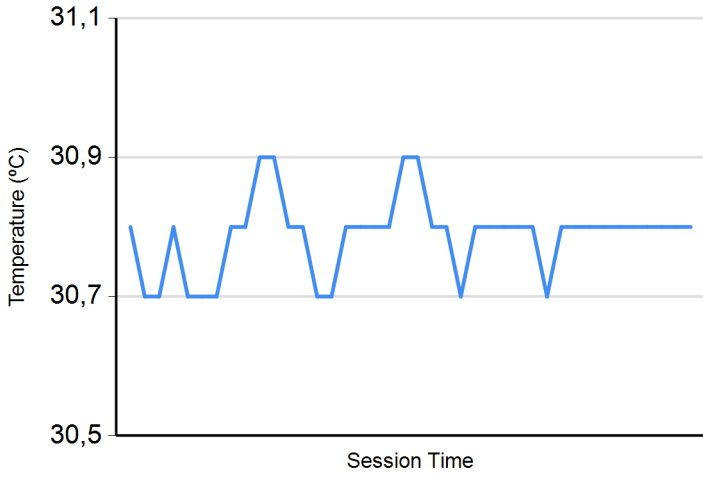




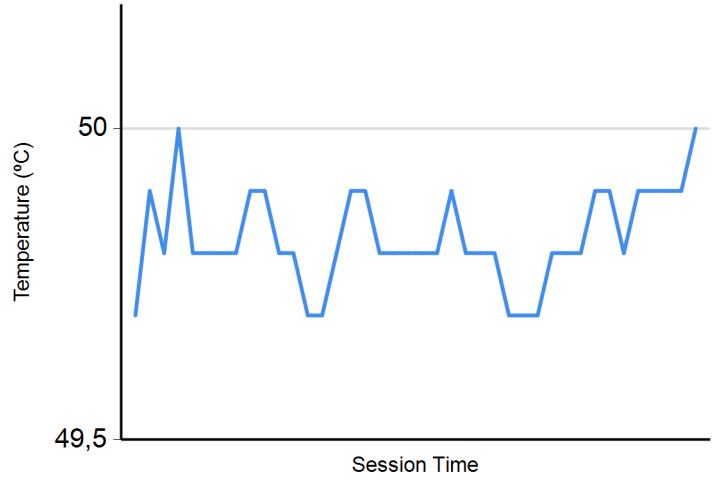
Paul Ricard
Euroformula Open
Free Practice - 2
Weather Report



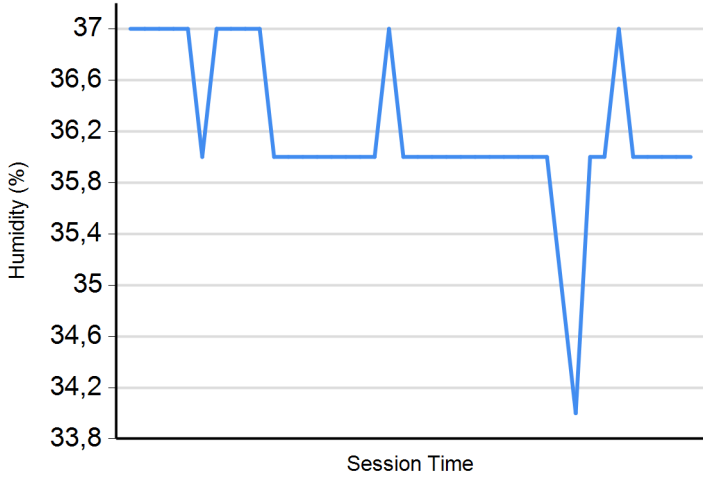
Air Temperature



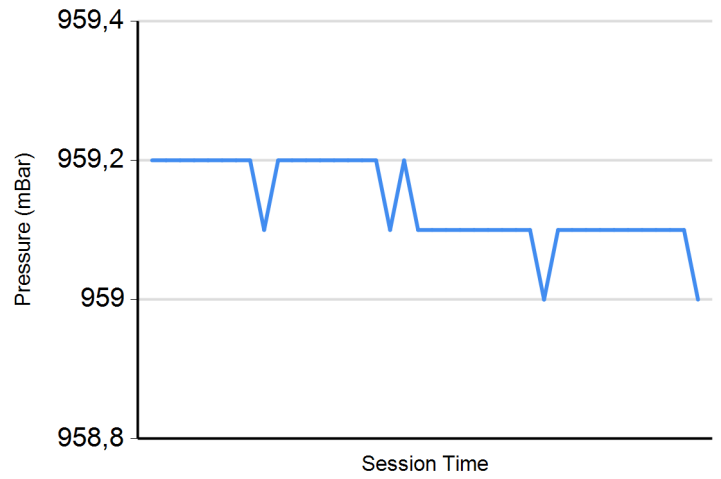
Track Temperature



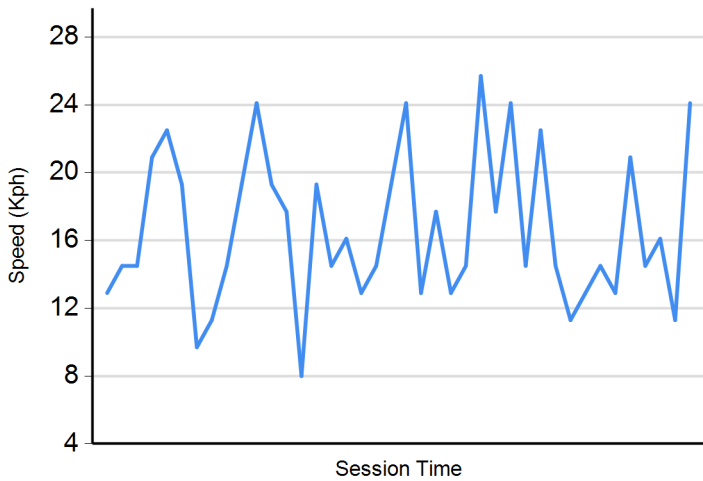
Humidity



Pressure

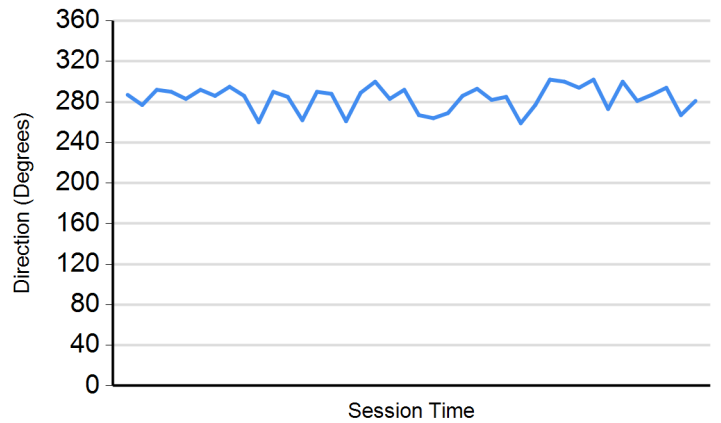


Wind Speed



Wind direction

North = 0°/360° Est = 90° South = 180° West = 270°





Paul Ricard
Euroformula Open
Free Practice - 1 - 2
Combined Results



Paul Ricard 5.822 m.

Cls	N°	Driver	Nat	Cat	Clas	Team	Nat	Vehicle	Laps	FP1	FP2	Best	Gap	Interval	Km/h		
1	19	Noel Leon	MEX			Team Motopark	DEU	Dallara F320 Spiess	34	1:57.517	14	1:57.286	7	1:57.286	178.7		
2	10	Juju Noda	JPN	R	1	Noda Racing	JPN	Dallara F320 Spiess	31	1:58.117	15	1:57.767	15	1:57.767	0.481	0.481	177.9
3	23	Bryce Aron	USA			Team Motopark	DEU	Dallara F320 Spiess	35	1:58.669	15	1:57.768	18	1:57.768	0.482	0.001	177.9
4	26	Jakob Bergmeister	DEU	R	2	Team Motopark	DEU	Dallara F320 Spiess	32	1:59.654	7	1:57.942	14	1:57.942	0.656	0.174	177.7
5	73	Cian Shields	GBR			Team Motopark	DEU	Dallara F320 Spiess	35	1:58.675	15	1:57.957	17	1:57.957	0.671	0.015	177.6
6	84	Francesco Simonazzi	ITA			BVM Racing	ITA	Dallara F320 Spiess	32	1:58.763	14	1:58.297	11	1:58.297	1.011	0.340	177.1
7	6	Vladislav Ryabov	RUS	R	3	CryptoTower Racing Team	JPN	Dallara F320 Spiess	32	1:59.698	15	1:58.460	14	1:58.460	1.174	0.163	176.9
8	99	Attila Pénzes	HUN			CryptoTower Racing Team	JPN	Dallara F320 Spiess	22	2:01.110	8	2:02.313	8	2:01.110	3.824	2.650	173.0

* PENALTIES

Published at:.....

Race Director: Neus Santamaría Sanromà DPB-0819-ESP/CAT	Timekeeper:  Luis Garcia JOB-1605-ESP/M
--	--

