

Paul Ricard
Euroformula Open
Qualifying
Provisional Results



Clas	Nº	Driver	Nat	Cat	Clas	Team	Nat	Vehicle	Laps	Best	Time	Gap	Interval	Km/h
1	19	Noel Leon	MEX			Team Motopark	DEU	Dallara F320 Spiess	6	4	1:56.341			180.1
2	84	Francesco Simonazzi	ITA			BVM Racing	ITA	Dallara F320 Spiess	10	9	1:56.521	0.180	0.180	179.8
3	23	Bryce Aron	USA			Team Motopark	DEU	Dallara F320 Spiess	9	8	1:56.536	0.195	0.015	179.8
4	6	Vladislav Ryabov	RUS	R	1	CryptoTower Racing Team	JPN	Dallara F320 Spiess	9	8	1:56.744	0.403	0.208	179.5
5	10	Juju Noda	JPN	R	2	Noda Racing	JPN	Dallara F320 Spiess	9	9	1:56.908	0.567	0.164	179.2
6	73	Cian Shields	GBR			Team Motopark	DEU	Dallara F320 Spiess	5	4	1:57.337	0.996	0.429	178.6
7	26	Jakob Bergmeister	DEU	R	3	Team Motopark	DEU	Dallara F320 Spiess	6	5	1:57.523	1.182	0.186	178.3
8	99	Attila Pénzes	HUN			CryptoTower Racing Team	JPN	Dallara F320 Spiess	10	9	1:59.017	2.676	1.494	176.1

*** PENALTIES**

CAR 6 TIME 2:03.375 DELETED CUTTING T4

CAR 73 TIME 1:58.683 DELETED CUTTING T3

Published at:.....


Track Temp: 28.6 °C Air Temp: 25.3 °C Humidity: 42 % Track Status: DRY

Race Director:

Neus Santamaría Sanromà

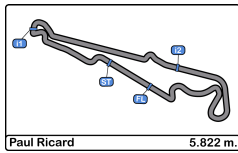
DPB-0819-ESP/CAT

Timekeeper:


Luis Garcia

JOB-1605-ESP/M





Paul Ricard
Euroformula Open
Qualifying
Provisional Results by Category



Paul Ricard 5.822 m.

Rookie														
Clas	Nº	Driver	Nat	Cat	Clas	Team	Nat	Vehicle	Laps	Best	Time	Gap	Interval	Km/h
1	6	Vladislav Ryabov		R	1	CryptoTower Racing Team		Dallara F320 Spiess	9	8	1:56.744			179.5
2	10	Juju Noda		R	2	Noda Racing		Dallara F320 Spiess	9	9	1:56.908	0.164	0.164	179.2
3	26	Jakob Bergmeister		R	3	Team Motopark		Dallara F320 Spiess	6	5	1:57.523	0.779	0.615	178.3
Clas	Nº	Driver	Nat	Cat	Clas	Team	Nat	Vehicle	Laps	Best	Time	Gap	Interval	Km/h
1	19	Noel Leon				Team Motopark		Dallara F320 Spiess	6	4	1:56.341			180.1
2	84	Francesco Simonazzi				BVM Racing		Dallara F320 Spiess	10	9	1:56.521	0.180	0.180	179.8
3	23	Bryce Aron				Team Motopark		Dallara F320 Spiess	9	8	1:56.536	0.195	0.015	179.8
4	73	Cian Shields				Team Motopark		Dallara F320 Spiess	5	4	1:57.337	0.996	0.801	178.6
5	99	Attila Pénzes				CryptoTower Racing Team		Dallara F320 Spiess	10	9	1:59.017	2.676	1.680	176.1

*** PENALTIES**

CAR 6 TIME 2:03.375 DELETED CUTTING T4

CAR 73 TIME 1:58.683 DELETED CUTTING T3

Published at:.....

Track Temp: 28.6 °C Air Temp: 25.3 °C Humidity: 42 % Track Status: DRY

Race Director:

Neus Santamaría Sanromà

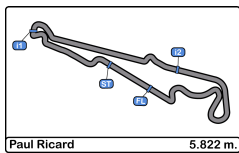
DPB-0819-ESP/CAT

Timekeeper:

Luis Garcia

JOB-1605-ESP/M





Paul Ricard
Euroformula Open
Qualifying
Lap Analysis



6 Vladislav Ryabov Dallara F320 Spiess 26 Jakob Bergmeister Dallara F320 Spiess

Rookie CryptoTower Racing Team Rookie Team Motopark

Lap	D	Time	Sector 1	Sector 2	Sector 3	T. Spd	Elapsed	Lap	D	Time	Sector 1	Sector 2	Sector 3	T. Spd	Elapsed
1		8:32:34.329	8:31:00.406	40.080	53.843	129.9	8:32:34.329	1		8:41:12.152	8:39:35.414	41.751	54.987	111.2	8:41:12.152
2		2:09.375	34.227	37.514	51.634	225.0	8:34:37.704	2		2:12.779	38.487	37.387	56.905	179.1	8:43:24.931
3		1:58.497	32.410	36.490	49.597	228.3	8:36:36.201	3		2:42.939	35.822	59.343	1:07.774	229.2	8:46:07.870
4		2:09.914 P	33.725	37.213	58.976	228.8	8:38:46.115	4		1:58.368	32.621	36.526	49.221	229.7	8:48:06.238
5		4:40.008	3:02.166	39.639	58.203	127.9	8:43:26.123	5		1:57.523	32.438	36.290	48.795	231.2	8:50:03.761
6		2:04.918	35.375	39.226	50.317	228.8	8:45:31.041	6		2:19.391 P	33.601	37.483	1:08.307	231.2	8:52:23.152
7		1:57.457	32.172	36.313	48.972	227.8	8:47:28.498	73 Cian Shields Dallara F320 Spiess							
8		1:56.744	31.946	36.150	48.648	228.8	8:49:25.242	Team Motopark							
9		2:05.861 P	31.968	36.169	57.724	227.8	8:51:31.103								

10 Juju Noda Dallara F320 Spiess

Rookie Noda Racing

Lap	D	Time	Sector 1	Sector 2	Sector 3	T. Spd	Elapsed	Lap	D	Time	Sector 1	Sector 2	Sector 3	T. Spd	Elapsed
1		8:34:53.638	8:33:17.955	41.553	54.130	81.4	8:34:53.638	1		8:43:22.586	8:41:45.572	39.821	57.193	141.5	8:43:22.586
2		2:00.946	34.052	36.836	50.058	227.8	8:36:54.584	2		2:47.346	36.161	1:02.805	1:08.380	212.1	8:46:09.932
3		1:59.568	33.068	36.491	50.009	230.7	8:38:54.152	3		4:68.683	32.282	36.431	49.970	231.2	8:48:08.615
4		1:58.798	32.703	36.469	49.626	230.7	8:40:52.950	4		1:57.337	32.208	36.433	48.696	231.7	8:50:05.952
5		1:58.259	32.531	36.337	49.391	231.2	8:42:51.209	5		2:28.743 P	33.589	44.946	1:10.208	232.2	8:52:34.695
6		1:57.908	32.354	36.252	49.302	231.2	8:44:49.117	84 Francesco Simonazzi Dallara F320 Spiess							
7		1:57.735	32.338	36.093	49.304	231.2	8:46:46.852	BVM Racing							
8		1:57.208	32.174	36.030	49.004	232.2	8:48:44.060								
9		1:56.908	32.025	35.937	48.946	231.2	8:50:40.968								
10			35.849	38.870		232.2									

19 Noel Leon Dallara F320 Spiess

Team Motopark

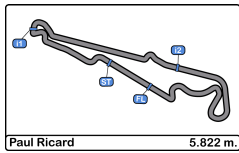
Lap	D	Time	Sector 1	Sector 2	Sector 3	T. Spd	Elapsed	Lap	D	Time	Sector 1	Sector 2	Sector 3	T. Spd	Elapsed
1		8:43:12.065	8:41:38.680	39.099	54.286	142.1	8:43:12.065	1		8:32:25.123	8:30:42.821	45.481	56.821	122.8	8:32:25.123
2		2:53.542	39.259	1:07.381	1:06.902	154.9	8:46:05.607	2		2:03.645	34.879	37.590	51.176	212.5	8:34:28.768
3		1:57.279	32.332	36.237	48.710	228.8	8:48:02.886	3		1:59.716	32.307	36.426	50.983	228.8	8:36:28.484
4		1:56.341	31.836	36.081	48.424	229.7	8:49:59.227	4		1:57.713	32.155	36.343	49.215	229.7	8:38:26.197
5		1:56.508	31.930	36.071	48.507	231.2	8:51:55.735	5		2:05.054 P	31.962	36.156	56.936	228.8	8:40:31.251
6		2:41.104 P	40.480	46.109	1:14.515	202.6	8:54:36.839	6		4:27.357	2:59.001	37.909	50.447	144.5	8:44:58.608
								7		1:59.051	33.082	36.734	49.235	228.8	8:46:57.659
								8		1:56.712	31.899	36.021	48.792	229.7	8:48:54.371
								9		1:56.521	31.846	35.883	48.792	229.2	8:50:50.892
								10		2:36.413 P	37.371	46.371	1:12.671	230.2	8:53:27.305

23 Bryce Aron Dallara F320 Spiess

Team Motopark

Lap	D	Time	Sector 1	Sector 2	Sector 3	T. Spd	Elapsed	Lap	D	Time	Sector 1	Sector 2	Sector 3	T. Spd	Elapsed
1		8:32:31.279	8:30:57.013	40.708	53.558	146.7	8:32:31.279	1		8:33:35.901	8:31:56.065	44.263	55.573	134.1	8:33:35.901
2		2:04.024	35.212	37.848	50.964	213.4	8:34:35.303	2		2:02.956	34.758	37.482	50.716	225.0	8:35:38.857
3		1:57.768	32.195	36.408	49.165	229.2	8:36:33.071	3		2:01.516	33.697	37.028	50.791	226.8	8:37:40.373
4		2:09.179 P	32.359	36.230	1:00.590	230.2	8:38:42.250	4		2:00.792	33.268	36.785	50.739	225.9	8:39:41.165
5		4:46.541	3:10.369	39.047	57.125	129.1	8:43:28.791	5		1:59.369	32.922	36.576	49.871	226.8	8:41:40.534
6		2:45.044	34.717	1:00.251	1:10.076	217.3	8:46:13.835	6		2:08.823	34.246	40.362	54.215	227.8	8:43:49.357
7		1:57.005	32.131	36.134	48.740	229.7	8:48:10.840	7		2:08.856	33.131	43.451	52.274	227.8	8:45:58.213
8		1:56.536	31.825	36.042	48.669	231.7	8:50:07.376	8		1:59.699	33.206	36.639	49.854	227.8	8:47:57.912
9		2:34.962 P	38.167	41.907	1:14.888	232.2	8:52:42.338	9		1:59.017	32.767	36.540	49.710	228.3	8:49:56.929
								10		2:18.682 P	35.949	38.026	1:04.707	204.5	8:52:15.611



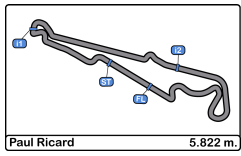


Paul Ricard
Euroformula Open
Qualifying
Best Sectors Results



Sector - 1				Sector - 2				Sector - 3				Ideal Lap vs Best Lap			
Clas	Nº	Driver	Time	Nº	Driver	Time	Nº	Driver	Time	Clas	Nº	Driver	Ideal Lap	Best Lap	Clas
1	23	Bryce Aron	31.825	84	Francesco Simonazzi	35.883	19	Noel Leon	48.424	1	19	Noel Leon	1:56.331	1:56.341	1
2	19	Noel Leon	31.836	10	Juju Noda	35.937	6	Vladislav Ryabov	48.648	2	84	Francesco Simonazzi	1:56.521	1:56.521	2
3	84	Francesco Simonazzi	31.846	23	Bryce Aron	36.042	23	Bryce Aron	48.669	3	23	Bryce Aron	1:56.536	1:56.536	3
4	6	Vladislav Ryabov	31.946	19	Noel Leon	36.071	73	Cian Shields	48.696	4	6	Vladislav Ryabov	1:56.744	1:56.744	4
5	10	Juju Noda	32.025	6	Vladislav Ryabov	36.150	84	Francesco Simonazzi	48.792	5	10	Juju Noda	1:56.908	1:56.908	5
6	73	Cian Shields	32.208	26	Jakob Bergmeister	36.290	26	Jakob Bergmeister	48.795	6	73	Cian Shields	1:57.335	1:57.337	6
7	26	Jakob Bergmeister	32.438	73	Cian Shields	36.431	10	Juju Noda	48.946	7	26	Jakob Bergmeister	1:57.523	1:57.523	7
8	99	Attila Pénzes	32.767	99	Attila Pénzes	36.540	99	Attila Pénzes	49.710	8	99	Attila Pénzes	1:59.017	1:59.017	8



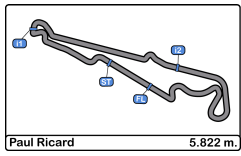


Paul Ricard
Euroformula Open
Qualifying
Best 5 Lap Times



Cls	N°	Driver	Nat	Cat	Cls	Team	Nat	Vehicle	Best 1		Best 2		Best 3		Best 4		Best 5	
									Time	Lap	Time	Lap	Time	Lap	Time	Lap	Time	Lap
1	19	Noel Leon	MEX			Team Motopark	DEU	Dallara F320 Spiess	1:56.341	4	1:56.508	5	1:57.279	3	2:41.104	6	2:53.542	2
2	84	Francesco	ITA			BVM Racing	ITA	Dallara F320 Spiess	1:56.521	9	1:56.712	8	1:57.713	4	1:59.051	7	1:59.716	3
3	23	Bryce Aron	USA			Team Motopark	DEU	Dallara F320 Spiess	1:56.536	8	1:57.005	7	1:57.768	3	2:04.024	2	2:09.179	4
4	6	Vladislav Ryabov	RUS	R	1	CryptoTower Racing	JPN	Dallara F320 Spiess	1:56.744	8	1:57.457	7	1:58.497	3	2:04.918	6	2:05.861	9
5	10	Juju Noda	JPN	R	2	Noda Racing	JPN	Dallara F320 Spiess	1:56.908	9	1:57.208	8	1:57.735	7	1:57.908	6	1:58.259	5
6	73	Cian Shields	GBR			Team Motopark	DEU	Dallara F320 Spiess	1:57.337	4	2:28.743	5	2:47.346	2				
7	26	Jakob Bergmeister	DEU	R	3	Team Motopark	DEU	Dallara F320 Spiess	1:57.523	5	1:58.368	4	2:12.779	2	2:19.391	6	2:42.939	3
8	99	Attila Pénzes	HUN			CryptoTower Racing	JPN	Dallara F320 Spiess	1:59.017	9	1:59.369	5	1:59.699	8	2:00.792	4	2:01.516	3





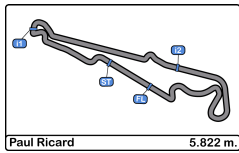
Paul Ricard
Euroformula Open
Qualifying
Best 5 Top Speeds



Paul Ricard 5.822 m.

Clas	Nº	Driver	Nat	Cat	Cls	Team	Nat	Vehicle	Top 1		Top 2		Top 3		Top 4		Top 5		Avg	
									Km/h	Lap	Km/h	Lap	Km/h	Lap	Km/h	Lap	Km/h	Lap		
1	10	Juju Noda		JPN	R	1	Noda Racing		Dallara F320 Spiess	232.2	8	232.2	10	231.2	5	231.2	6	231.2	7	231.6
2	23	Bryce Aron		USA			Team Motopark		Dallara F320 Spiess	232.2	9	231.7	8	230.2	4	229.7	7	229.2	3	230.6
3	73	Cian Shields		GBR			Team Motopark		Dallara F320 Spiess	232.2	5	231.7	4	231.2	3	212.1	2	141.5	1	209.8
4	19	Noel Leon		MEX			Team Motopark		Dallara F320 Spiess	231.2	5	229.7	4	228.8	3	202.6	6	154.9	2	209.4
5	26	Jakob Bergmeister		DEU	R	2	Team Motopark		Dallara F320 Spiess	231.2	5	231.2	6	229.7	4	229.2	3	179.1	2	220.1
6	84	Francesco Simonazzi		ITA			BVM Racing		Dallara F320 Spiess	230.2	10	229.7	4	229.7	8	229.2	9	228.8	3	229.5
7	6	Vladislav Ryabov		RUS	R	3	CryptoTower Racing Team		Dallara F320 Spiess	228.8	4	228.8	6	228.8	8	228.3	3	227.8	7	228.5
8	99	Attila Péntes		HUN			CryptoTower Racing Team		Dallara F320 Spiess	228.3	9	227.8	6	227.8	7	227.8	8	226.8	3	227.7





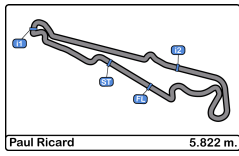
Paul Ricard
Euroformula Open
Qualifying
Fastest Laps Sequence



Paul Ricard 5.822 m.

Lap	Time of Day	Session Time	Nº Driver	Nat	Cat	Team	Nat	Vehicle	Time	Km/h
2	8:34:28.768	4:28.768	84 Francesco Simonazzi	ITA		BVM Racing	ITA	Dallara F320 Spiess	2:03.645	169.5
2	8:35:38.857	5:38.857	99 Attila Pénzes	HUN		CryptoTower Racing Team	JPN	Dallara F320 Spiess	2:02.956	170.4
3	8:36:28.484	6:28.484	84 Francesco Simonazzi	ITA		BVM Racing	ITA	Dallara F320 Spiess	1:59.716	175.0
3	8:36:33.071	6:33.071	23 Bryce Aron	USA		Team Motopark	DEU	Dallara F320 Spiess	1:57.768	177.9
4	8:38:26.197	8:26.197	84 Francesco Simonazzi	ITA		BVM Racing	ITA	Dallara F320 Spiess	1:57.713	178.0
7	8:47:28.498	17:28.498	6 Vladislav Ryabov	IND	R	CryptoTower Racing Team	JPN	Dallara F320 Spiess	1:57.457	178.4
3	8:48:02.886	18:02.886	19 Noel Leon	MEX		Team Motopark	DEU	Dallara F320 Spiess	1:57.279	178.7
7	8:48:10.840	18:10.840	23 Bryce Aron	USA		Team Motopark	DEU	Dallara F320 Spiess	1:57.005	179.1
8	8:48:54.371	18:54.371	84 Francesco Simonazzi	ITA		BVM Racing	ITA	Dallara F320 Spiess	1:56.712	179.5
4	8:49:59.227	19:59.227	19 Noel Leon	MEX		Team Motopark	DEU	Dallara F320 Spiess	1:56.341	180.1



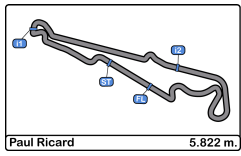


Paul Ricard
Euroformula Open
Qualifying
Event Best Maximum Speed



N°	Driver	Nat	Cat	Clas	Team	Nat	Vehicle	Km/h	Session
84	Francesco Simonazzi		ITA		BVM Racing		Dallara F320 Spiess	235.2	Free Practice - 1
19	Noel Leon		MEX		Team Motopark		Dallara F320 Spiess	233.7	Free Practice - 1
10	Juju Noda		JPN	R 1	Noda Racing		Dallara F320 Spiess	232.7	Free Practice - 1
6	Vladislav Ryabov		RUS	R 2	CryptoTower Racing Team		Dallara F320 Spiess	232.2	Free Practice - 1
73	Cian Shields		GBR		Team Motopark		Dallara F320 Spiess	232.2	Free Practice - 1
23	Bryce Aron		USA		Team Motopark		Dallara F320 Spiess	232.2	Qualifying
99	Attila Pénzes		HUN		CryptoTower Racing Team		Dallara F320 Spiess	231.7	Free Practice - 1
26	Jakob Bergmeister		DEU	R 3	Team Motopark		Dallara F320 Spiess	231.2	Qualifying





Paul Ricard
Euroformula Open
Qualifying
Pit Stop Analysis



6 Vladislav Ryabov Dallara F320 Spiess
 Rookie CryptoTower Racing Team

N°	In Day Time	In Time	Out Time	Pit Time	T. Pit Time	Handicap	Diff.
1	8:38:37.239	8:38:37.239	8:41:12.037	2:34.798	2:34.798		

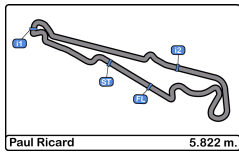
23 Bryce Aron Dallara F320 Spiess
 Team Motopark

N°	In Day Time	In Time	Out Time	Pit Time	T. Pit Time	Handicap	Diff.
1	8:38:32.178	8:38:32.178	8:41:17.249	2:45.071	2:45.071		

84 Francesco Simonazzi Dallara F320 Spiess
 BVM Racing

N°	In Day Time	In Time	Out Time	Pit Time	T. Pit Time	Handicap	Diff.
1	8:40:22.774	8:40:22.774	8:42:56.649	2:33.875	2:33.875		

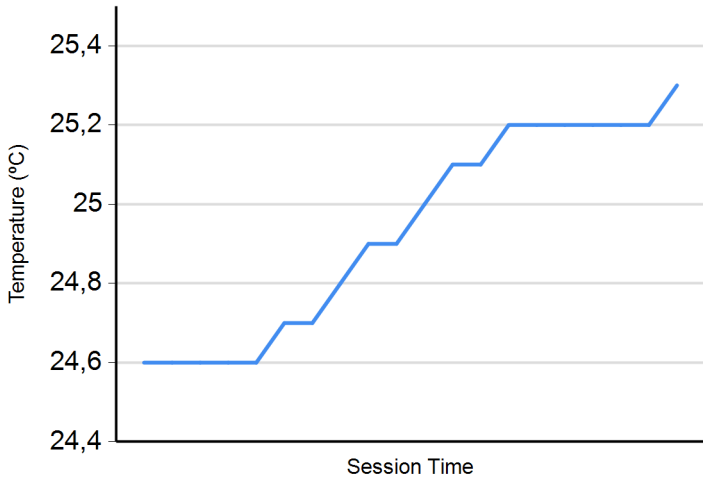




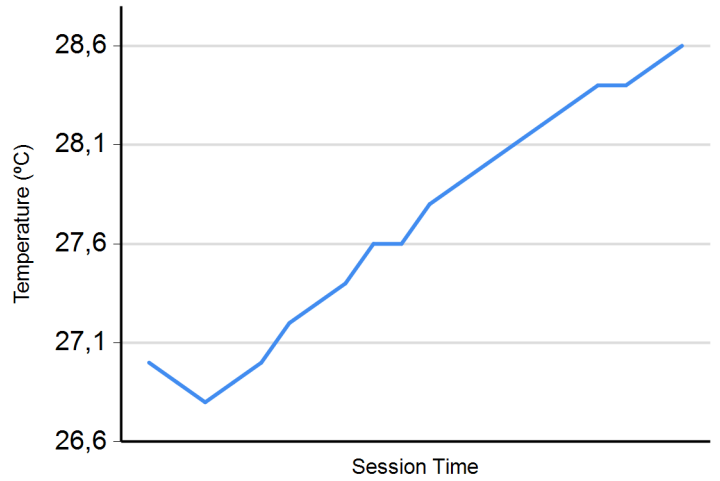
Paul Ricard
Euroformula Open
Qualifying
Weather Report



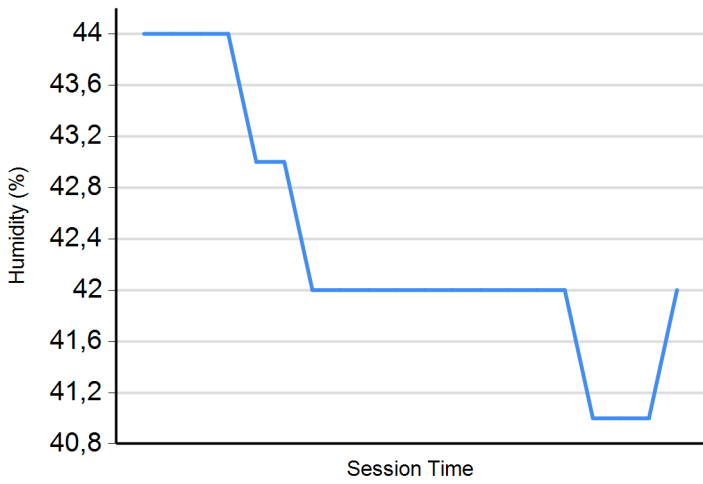
Air Temperature



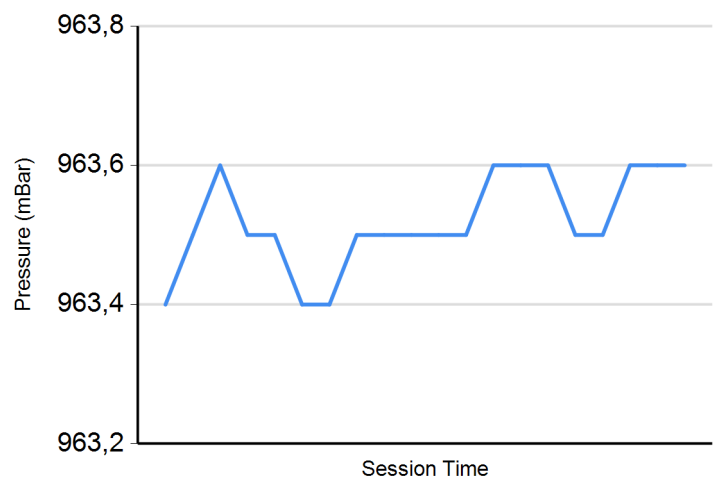
Track Temperature



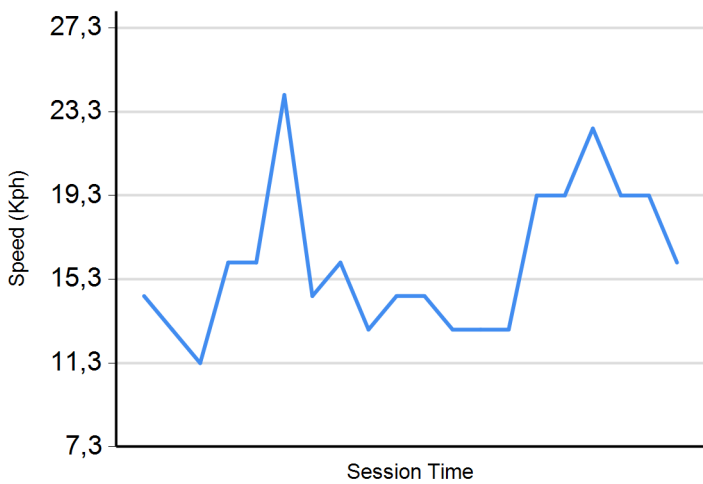
Humidity



Pressure



Wind Speed



Wind direction

