



**Paul Ricard**  
**Euroformula Open**  
**Race - 2**  
**Provisional Results**



Clas	Nº	Driver	Nat	Cat	Clas	Team	Nat	Vehicle	Laps	Total Time	Gap	Interval	Km/h	Best	Time	Km/h
1	23	Bryce Aron				Team Motopark		Dallara F320 Spiess	15	29:27.431			177.8	3	1:57.230	178.7
2	73	Cian Shields				Team Motopark		Dallara F320 Spiess	15	29:38.161	10.730	10.730	176.8	12	1:57.142	178.9
3	84	Francesco Simonazzi				BVM Racing		Dallara F320 Spiess	15	29:46.434	19.003	8.273	175.9	8	1:57.713	178.0
4	10	Juju Noda		R	1	Noda Racing		Dallara F320 Spiess	15	29:48.118	20.687	1.684	175.8	14	1:57.996	177.6
5	26	Jakob Bergmeister		R	2	Team Motopark		Dallara F320 Spiess	15	29:49.572	22.141	1.454	175.6	8	1:58.029	177.5
6	6	Vladislav Ryabov		R	3	CryptoTower Racing Team		Dallara F320 Spiess	15	29:52.693	25.262	3.121	175.3	11	1:58.131	177.4
7	19	Noel Leon				Team Motopark		Dallara F320 Spiess	15	30:00.753	33.322	8.060	174.5	7	1:57.555	178.2
8	99	Attila Pénzes				CryptoTower Racing Team		Dallara F320 Spiess	15	30:10.783	43.352	10.030	173.6	4	1:59.730	175.0

Fastest lap Cian Shields in 1:57.142 at 178.9 Km/h in lap 12

Published at:.....

Track Temp: **44.3 °C** Air Temp: **29.5 °C** Humidity: **39 %** Track Status: **DRY**

**Race Director:**

Neus Santamaría Sanromà

DPB-0819-ESP/CAT

**Timekeeper:**

Luis Garcia

JOB-1605-ESP/M





**Paul Ricard**  
**Euroformula Open**  
**Race - 2**  
**Provisional Results by Category**



Rookie																
Clas	Nº	Driver	Nat	Cat	Clas	Team	Nat	Vehicle	Laps	Total Time	Gap	Interval	Km/h	Best	Time	Km/h
1	10	Juju Noda		R	1	Noda Racing		Dallara F320 Spiess	15	<b>29:48.118</b>			175.8	14	1:57.996	177.6
2	26	Jakob Bergmeister		R	2	Team Motopark		Dallara F320 Spiess	15	<b>29:49.572</b>	1.454	1.454	175.6	8	1:58.029	177.5
3	6	Vladislav Ryabov		R	3	CryptoTower Racing Team		Dallara F320 Spiess	15	<b>29:52.693</b>	4.575	3.121	175.3	11	1:58.131	177.4
Clas	Nº	Driver	Nat	Cat	Clas	Team	Nat	Vehicle	Laps	Total Time	Gap	Interval	Km/h	Best	Time	Km/h
1	23	Bryce Aron				Team Motopark		Dallara F320 Spiess	15	<b>29:27.431</b>			177.8	3	1:57.230	178.7
2	73	Cian Shields				Team Motopark		Dallara F320 Spiess	15	<b>29:38.161</b>	10.730	10.730	176.8	12	1:57.142	178.9
3	84	Francesco Simonazzi				BVM Racing		Dallara F320 Spiess	15	<b>29:46.434</b>	19.003	8.273	175.9	8	1:57.713	178.0
4	19	Noel Leon				Team Motopark		Dallara F320 Spiess	15	<b>30:00.753</b>	33.322	14.319	174.5	7	1:57.555	178.2
5	99	Attila Pénzes				CryptoTower Racing Team		Dallara F320 Spiess	15	<b>30:10.783</b>	43.352	10.030	173.6	4	1:59.730	175.0

Fastest lap Cian Shields in 1:57.142 at 178.9 Km/h in lap 12

Published at:.....

Track Temp: **44.3 °C** Air Temp: **29.5 °C** Humidity: **39 %** Track Status: **DRY**

**Race Director:**

Neus Santamaría Sanromà

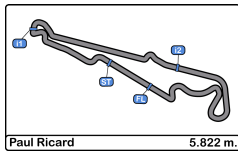
DPB-0819-ESP/CAT

**Timekeeper:**

Luis Garcia

JOB-1605-ESP/M





**Paul Ricard**  
Euroformula Open  
Race - 2



**Provisional Classification by Driver Fastest Lap**

Clas	Nº	Driver	Nat	Cat	Clas	Team	Nat	Vehicle	Laps	Best	Time	Gap	Interval	Km/h
1	73	Cian Shields		GBR		Team Motopark		Dallara F320 Spiess	15	12	1:57.142			178.9
2	23	Bryce Aron		USA		Team Motopark		Dallara F320 Spiess	15	3	1:57.230	0.088	0.088	178.7
3	19	Noel Leon		MEX		Team Motopark		Dallara F320 Spiess	15	7	1:57.555	0.413	0.325	178.2
4	84	Francesco Simonazzi		ITA		BVM Racing		Dallara F320 Spiess	15	8	1:57.713	0.571	0.158	178.0
5	10	Juju Noda		JPN	R 1	Noda Racing		Dallara F320 Spiess	15	14	1:57.996	0.854	0.283	177.6
6	26	Jakob Bergmeister		DEU	R 2	Team Motopark		Dallara F320 Spiess	15	8	1:58.029	0.887	0.033	177.5
7	6	Vladislav Ryabov		RUS	R 3	CryptoTower Racing Team		Dallara F320 Spiess	15	11	1:58.131	0.989	0.102	177.4
8	99	Attila Pénzes		HUN		CryptoTower Racing Team		Dallara F320 Spiess	15	4	1:59.730	2.588	1.599	175.0





**Paul Ricard**  
Euroformula Open  
Race - 2



**Distance and Speed Average**

Clas	Nº	Driver	Nat	Cat	Clas	Team	Nat	Vehicle	Laps	Distance	Total Time	Km/h
1	23	Bryce Aron		USA		Team Motopark		Dallara F320 Spiess	15	87.33	29:27.431	177.8
2	73	Cian Shields		GBR		Team Motopark		Dallara F320 Spiess	15	87.33	29:38.161	176.8
3	84	Francesco Simonazzi		ITA		BVM Racing		Dallara F320 Spiess	15	87.33	29:46.434	175.9
4	10	Juju Noda		R	1	Noda Racing		Dallara F320 Spiess	15	87.33	29:48.118	175.8
5	26	Jakob Bergmeister		R	2	Team Motopark		Dallara F320 Spiess	15	87.33	29:49.572	175.6
6	6	Vladislav Ryabov		R	3	CryptoTower Racing Team		Dallara F320 Spiess	15	87.33	29:52.693	175.3
7	19	Noel Leon				Team Motopark		Dallara F320 Spiess	15	87.33	30:00.753	174.5
8	99	Attila Pénzes				CryptoTower Racing Team		Dallara F320 Spiess	15	87.33	30:10.783	173.6





**Paul Ricard**  
Euroformula Open  
Race - 2  
**Lap Analysis**



**6** Vladislav Ryabov Dallara F320 Spiess **23** Bryce Aron Dallara F320 Spiess

Rookie							CryptoTower Racing Team							Team Motopark						
Lap	D	Time	Sector 1	Sector 2	Sector 3	T. Spd	Elapsed	Lap	D	Time	Sector 1	Sector 2	Sector 3	T. Spd	Elapsed					
1		2:03.422	37.183	36.879	49.360	189.4	2:03.422	1		2:01.832	36.044	36.695	49.093	197.0	2:01.832					
2		1:58.962	32.544	37.028	49.390	232.2	4:02.384	2		1:57.400	32.007	36.474	48.919	232.7	3:59.232					
3		1:59.361	32.252	36.700	50.409	231.7	6:01.745	3		1:57.230	31.957	36.417	48.856	232.7	5:56.462					
4		1:59.088	32.833	36.793	49.462	231.2	8:00.833	4		1:57.411	32.012	36.414	48.985	233.7	7:53.873					
5		2:00.766	33.277	36.633	50.856	231.2	10:01.599	5		1:57.386	32.007	36.367	49.012	233.7	9:51.259					
6		2:01.437	34.070	36.990	50.377	230.7	12:03.036	6		1:57.371	31.907	36.376	49.088	233.7	11:48.630					
7		1:59.817	33.688	36.730	49.399	240.5	14:02.853	7		1:57.283	32.003	36.324	48.956	233.2	13:45.913					
8		1:58.263	32.287	36.547	49.429	237.3	16:01.116	8		1:57.721	32.047	36.515	49.159	233.7	15:43.634					
9		2:00.596	32.278	36.506	51.812	237.3	18:01.712	9		1:57.657	32.019	36.442	49.196	234.2	17:41.291					
10		1:58.802	32.573	36.783	49.446	233.2	20:00.514	10		1:57.614	31.938	36.496	49.180	233.7	19:38.905					
11		1:58.131	32.301	36.623	49.207	233.2	21:58.645	11		1:57.745	32.118	36.452	49.175	234.2	21:36.650					
12		1:58.242	32.193	36.677	49.372	233.2	23:56.887	12		1:57.564	32.013	36.517	49.034	233.7	23:34.214					
13		1:58.489	32.291	36.604	49.594	233.2	25:55.376	13		1:57.534	31.980	36.441	49.113	233.7	25:31.748					
14		1:58.694	32.495	36.885	49.314	233.2	27:54.070	14		1:57.440	31.836	36.449	49.155	233.2	27:29.188					
15		1:58.623	32.465	36.813	49.345	233.7	29:52.693	15		1:58.243	32.309	36.551	49.383	234.2	29:27.431					

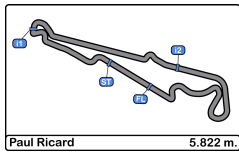
**10** Juju Noda Dallara F320 Spiess **26** Jakob Bergmeister Dallara F320 Spiess

Rookie							Noda Racing							Rookie							Team Motopark						
Lap	D	Time	Sector 1	Sector 2	Sector 3	T. Spd	Elapsed	Lap	D	Time	Sector 1	Sector 2	Sector 3	T. Spd	Elapsed												
1		2:04.495	37.740	36.751	50.004	200.0	2:04.495	1		2:06.139	38.881	36.944	50.314	197.8	2:06.139												
2		1:58.600	32.224	36.546	49.830	234.2	4:03.095	2		1:58.724	32.514	36.720	49.490	238.4	4:04.863												
3		1:58.925	32.199	36.511	50.215	235.2	6:02.020	3		1:58.568	32.670	36.533	49.365	237.3	6:03.431												
4		2:00.300	34.004	36.596	49.700	231.7	8:02.320	4		1:59.439	33.145	36.771	49.523	238.9	8:02.870												
5		2:00.038	33.360	36.513	50.165	237.3	10:02.358	5		1:59.734	33.158	36.646	49.930	239.4	10:02.604												
6		2:01.435	34.068	37.462	49.905	240.0	12:03.793	6		2:00.785	33.720	37.040	50.025	245.4	12:03.389												
7		1:58.488	32.589	36.520	49.379	240.5	14:02.281	7		1:58.201	32.438	36.469	49.294	241.0	14:01.590												
8		1:58.291	32.251	36.533	49.507	240.0	16:00.572	8		1:58.029	32.250	36.458	49.321	236.3	15:59.619												
9		1:58.190	32.219	36.611	49.360	238.9	17:58.762	9		1:58.175	32.195	36.437	49.543	236.8	17:57.794												
10		1:58.286	32.341	36.449	49.496	238.4	19:57.048	10		1:58.366	32.278	36.466	49.622	235.2	19:56.160												
11		1:58.143	32.266	36.388	49.489	238.9	21:55.191	11		1:58.351	32.167	36.669	49.515	235.8	21:54.511												
12		1:58.564	32.381	36.343	49.840	239.4	23:53.755	12		1:58.695	32.378	36.614	49.703	236.8	23:53.206												
13		1:58.168	32.352	36.387	49.429	240.0	25:51.923	13		1:59.211	32.452	37.112	49.647	235.8	25:52.417												
14		1:57.996	32.202	36.558	49.236	237.3	27:49.919	14		1:58.327	32.458	36.438	49.431	240.0	27:50.744												
15		1:58.199	32.325	36.419	49.455	235.8	29:48.118	15		1:58.828	32.399	36.559	49.870	237.8	29:49.572												

**19** Noel Leon Dallara F320 Spiess **73** Cian Shields Dallara F320 Spiess

Team Motopark							Team Motopark								
Lap	D	Time	Sector 1	Sector 2	Sector 3	T. Spd	Elapsed	Lap	D	Time	Sector 1	Sector 2	Sector 3	T. Spd	Elapsed
1		2:04.807	37.956	36.632	50.219	196.3	2:04.807	1		2:05.305	39.364	36.623	49.318	192.8	2:05.305
2		1:59.258	33.359	36.347	49.552	231.2	4:04.065	2		1:58.681	32.617	36.525	49.539	241.0	4:03.986
3		1:58.568	32.993	36.380	49.195	243.2	6:02.633	3		1:58.283	32.790	36.262	49.231	241.0	6:02.269
4		1:59.774	33.646	36.467	49.661	236.8	8:02.407	4		1:58.861	32.962	36.464	49.435	241.6	8:01.130
5		1:59.441	32.814	36.366	50.261	238.4	10:01.848	5		2:00.754	33.524	36.334	50.896	238.9	10:01.884
6		2:00.186	34.093	36.798	49.295	235.8	12:02.034	6		1:59.119	33.528	36.605	48.986	238.4	12:01.003
7		1:57.555	32.047	36.312	49.196	234.7	13:59.589	7		1:57.577	31.892	36.380	49.305	233.7	13:58.580
8		1:57.593	32.027	36.378	49.188	233.2	15:57.182	8		1:57.508	32.043	36.358	49.107	233.7	15:56.088
9		1:57.894	31.969	36.566	49.359	234.7	17:55.076	9		1:57.144	31.758	36.341	49.045	234.7	17:53.232
10		1:58.752	32.188	36.672	49.892	233.2	19:53.828	10		1:57.334	31.941	36.396	48.997	233.7	19:50.566
11		1:59.903	32.151	37.825	49.927	233.2	21:53.731	11		1:57.473	32.009	36.419	49.045	234.2	21:48.039
12		2:00.559	32.325	37.356	50.878	235.2	23:54.290	12		1:57.142	31.977	36.292	48.873	233.7	23:45.181
13		2:02.254	33.452	37.581	51.221	204.9	25:56.544	13		1:57.474	32.118	36.356	49.000	233.7	25:42.655
14		2:02.771	32.969	37.294	52.508	232.7	27:59.315	14		1:57.718	32.041	36.453	49.224	234.2	27:40.373
15		2:01.438	32.950	37.796	50.692	230.7	30:00.753	15		1:57.788	32.005	36.296	49.487	234.2	29:38.161





**Paul Ricard**  
**Euroformula Open**  
**Race - 2**  
**Lap Analysis**



**84**

Francesco Simonazzi

Dallara F320 Spiess

BVM Racing

Lap	D	Time	Sector 1	Sector 2	Sector 3	T. Spd	Elapsed
1		2:04.947	38.617	36.580	49.750	197.4	2:04.947
2		1:58.730	32.616	36.227	49.887	239.4	4:03.677
3		1:58.458	32.187	36.261	50.010	239.4	6:02.135
4		1:59.572	33.521	36.366	49.685	236.3	8:01.707
5		1:59.995	33.196	36.640	50.159	238.9	10:01.702
6		2:01.073	34.180	37.099	49.794	234.2	12:02.775
7		1:57.755	32.259	36.244	49.252	237.8	14:00.530
8		1:57.713	32.220	36.205	49.288	237.3	15:58.243
9		1:57.931	32.128	36.331	49.472	237.3	17:56.174
10		1:58.341	32.174	36.331	49.836	236.3	19:54.515
11		1:58.613	32.298	36.589	49.726	238.4	21:53.128
12		1:58.293	32.154	36.590	49.549	234.2	23:51.421
13		1:58.321	32.163	36.550	49.608	234.7	25:49.742
14		1:58.206	32.119	36.532	49.555	234.7	27:47.948
15		1:58.486	32.302	36.543	49.641	234.7	29:46.434

**99**

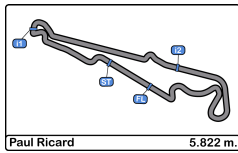
Attila Pénzes

Dallara F320 Spiess

CryptoTower Racing Team

Lap	D	Time	Sector 1	Sector 2	Sector 3	T. Spd	Elapsed
1		2:07.172	39.497	37.728	49.947	188.4	2:07.172
2		1:59.993	33.035	36.981	49.977	235.8	4:07.165
3		2:00.513	33.212	37.109	50.192	232.2	6:07.678
4		1:59.730	32.838	36.986	49.906	233.2	8:07.408
5		2:00.466	32.992	36.917	50.557	233.7	10:07.874
6		2:00.032	32.854	37.040	50.138	234.2	12:07.906
7		1:59.912	32.832	36.936	50.144	233.2	14:07.818
8		2:00.073	32.726	37.009	50.338	231.2	16:07.891
9		2:00.470	32.989	37.077	50.404	232.7	18:08.361
10		2:00.805	33.019	37.147	50.639	232.2	20:09.166
11		2:00.462	33.015	37.106	50.341	232.2	22:09.628
12		2:00.889	32.698	37.480	50.711	231.2	24:10.517
13		2:00.239	32.978	37.190	50.071	231.7	26:10.756
14		2:00.032	32.864	37.185	49.983	231.7	28:10.788
15		1:59.995	32.428	37.006	50.561	232.2	30:10.783





**Paul Ricard**  
Euroformula Open  
Race - 2



Paul Ricard 5.822 m

**Analysis by Lap**

Num	Lap Time	Gap
-----	----------	-----

**Lap 1**

23	2:01.832	
6	2:03.422	01.590
10	2:04.495	02.663
19	2:04.807	02.975
84	2:04.947	03.115
73	2:05.305	03.473
26	2:06.139	04.307
99	2:07.172	05.340

Num	Lap Time	Gap
-----	----------	-----

**Lap 2**

23	1:57.400	
6	1:58.962	03.152
10	1:58.600	03.863
84	1:58.730	04.445
73	1:58.681	04.754
19	1:59.258	04.833
26	1:58.724	05.631
99	1:59.993	07.933

Num	Lap Time	Gap
-----	----------	-----

**Lap 3**

23	1:57.230	
6	1:59.361	05.283
10	1:58.925	05.558
84	1:58.458	05.673
73	1:58.283	05.807
19	1:58.568	06.171
26	1:58.568	06.969
99	2:00.513	11.216

Num	Lap Time	Gap
-----	----------	-----

**Lap 4**

23	1:57.411	
6	1:59.088	06.960
73	1:58.861	07.257
84	1:59.572	07.834
10	2:00.300	08.447
19	1:59.774	08.534
26	1:59.439	08.997
99	1:59.730	13.535

Num	Lap Time	Gap
-----	----------	-----

**Lap 5**

23	1:57.386	
6	2:00.766	10.340
84	1:59.995	10.443
19	1:59.441	10.589
73	2:00.754	10.625
10	2:00.038	11.099
26	1:59.734	11.345
99	2:00.466	16.615

Num	Lap Time	Gap
-----	----------	-----

**Lap 6**

23	1:57.371	
73	1:59.119	12.373
19	2:00.186	13.404
84	2:01.073	14.145

Num	Lap Time	Gap
-----	----------	-----

**Lap 7**

6	2:01.437	14.406
26	2:00.785	14.759
10	2:01.435	15.163
99	2:00.032	19.276

Num	Lap Time	Gap
-----	----------	-----

**Lap 8**

23	1:57.283	
73	1:57.577	12.667
19	1:57.555	13.676
84	1:57.755	14.617
26	1:58.201	15.677
10	1:58.488	16.368
6	1:59.817	16.940
99	1:59.912	21.905

Num	Lap Time	Gap
-----	----------	-----

**Lap 9**

23	1:57.721	
73	1:57.508	12.454
19	1:57.593	13.548
84	1:57.713	14.609
26	1:58.029	15.985
10	1:58.291	16.938
6	1:58.263	17.482
99	2:00.073	24.257

Num	Lap Time	Gap
-----	----------	-----

**Lap 10**

23	1:57.657	
73	1:57.144	11.941
19	1:57.894	13.785
84	1:57.931	14.883
26	1:58.175	16.503
10	1:58.190	17.471
6	2:00.596	20.421
99	2:00.470	27.070

Num	Lap Time	Gap
-----	----------	-----

**Lap 11**

23	1:57.614	
73	1:57.334	11.661
19	1:58.752	14.923
84	1:58.341	15.610
26	1:58.366	17.255
10	1:58.286	18.143
6	1:58.802	21.609
99	2:00.805	30.261

Num	Lap Time	Gap
-----	----------	-----

**Lap 12**

23	1:57.534	
73	1:57.474	10.907
84	1:58.321	17.994
10	1:58.168	20.175
26	1:59.211	20.669
6	1:58.489	23.628
19	2:02.254	24.796
99	2:00.239	39.008

Num	Lap Time	Gap
-----	----------	-----

**Lap 13**

23	1:57.564	
73	1:57.142	10.967
84	1:58.293	17.207
26	1:58.695	18.992
10	1:58.564	19.541
19	2:00.559	20.076
6	1:58.242	22.673
99	2:00.889	36.303

Num	Lap Time	Gap
-----	----------	-----

**Lap 14**

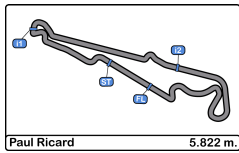
23	1:57.440	
73	1:57.718	11.185
84	1:58.206	18.760
10	1:57.996	20.731
26	1:58.327	21.556
6	1:58.694	24.882
19	2:02.771	30.127
99	2:00.032	41.600

Num	Lap Time	Gap
-----	----------	-----

**Lap 15**

23	1:58.243	
73	1:57.788	10.730
84	1:58.486	19.003
10	1:58.199	20.687
26	1:58.828	22.141
6	1:58.623	25.262
19	2:01.438	33.322
99	1:59.995	43.352





**Paul Ricard**  
**Euroformula Open**  
**Race - 2**  
**Best Sectors Results**



Sector - 1			Sector - 2			Sector - 3			Ideal Lap vs Best Lap						
Clas	Nº	Driver	Time	Nº	Driver	Time	Nº	Driver	Time	Clas	Nº	Driver	Ideal Lap	Best Lap	Clas
1	73	Cian Shields	31.758	84	Francesco Simonazzi	36.205	23	Bryce Aron	48.856	1	73	Cian Shields	1:56.893	1:57.142	1
2	23	Bryce Aron	31.836	73	Cian Shields	36.262	73	Cian Shields	48.873	2	23	Bryce Aron	1:57.016	1:57.230	2
3	19	Noel Leon	31.969	19	Noel Leon	36.312	19	Noel Leon	49.188	3	19	Noel Leon	1:57.469	1:57.555	3
4	84	Francesco Simonazzi	32.119	23	Bryce Aron	36.324	6	Vladislav Ryabov	49.207	4	84	Francesco Simonazzi	1:57.576	1:57.713	4
5	26	Jakob Bergmeister	32.167	10	Juju Noda	36.343	10	Juju Noda	49.236	5	10	Juju Noda	1:57.778	1:57.996	5
6	6	Vladislav Ryabov	32.193	26	Jakob Bergmeister	36.437	84	Francesco Simonazzi	49.252	6	26	Jakob Bergmeister	1:57.898	1:58.029	6
7	10	Juju Noda	32.199	6	Vladislav Ryabov	36.506	26	Jakob Bergmeister	49.294	7	6	Vladislav Ryabov	1:57.906	1:58.131	7
8	99	Attila Pénzes	32.428	99	Attila Pénzes	36.917	99	Attila Pénzes	49.906	8	99	Attila Pénzes	1:59.251	1:59.730	8





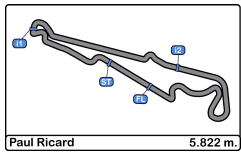


**Paul Ricard**  
**Euroformula Open**  
**Race - 2**  
**Leader Sequence**



N°	Driver	Nat	Cat	Clas	Team	Nat	Vehicle	Start Lap	End Lap	Laps	Total Laps
23	Bryce Aron	USA			Team Motopark	GER	Dallara F320 Spiess	1	15	15	15



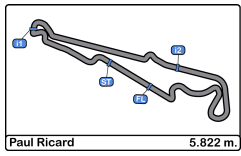


**Paul Ricard**  
**Euroformula Open**  
**Race - 2**  
**Best 5 Lap Times**



Cls	N°	Driver	Nat	Cat	Cls	Team	Nat	Vehicle	Best 1		Best 2		Best 3		Best 4		Best 5		
									Time	Lap	Time	Lap	Time	Lap	Time	Lap	Time	Lap	
1	73	Cian Shields		OSR		Team Motopark		DEU	Dallara F320 Spiess	1:57.142	12	1:57.144	9	1:57.334	10	1:57.473	11	1:57.474	13
2	23	Bryce Aron		OSR		Team Motopark		DEU	Dallara F320 Spiess	1:57.230	3	1:57.283	7	1:57.371	6	1:57.386	5	1:57.400	2
3	19	Noel Leon				Team Motopark		DEU	Dallara F320 Spiess	1:57.555	7	1:57.593	8	1:57.894	9	1:58.568	3	1:58.752	10
4	84	Francesco				BVM Racing		ITA	Dallara F320 Spiess	1:57.713	8	1:57.755	7	1:57.931	9	1:58.206	14	1:58.293	12
5	10	Juju Noda		R	1	Noda Racing		JPN	Dallara F320 Spiess	1:57.996	14	1:58.143	11	1:58.168	13	1:58.190	9	1:58.199	15
6	26	Jakob Bergmeister		R	2	Team Motopark		DEU	Dallara F320 Spiess	1:58.029	8	1:58.175	9	1:58.201	7	1:58.327	14	1:58.351	11
7	6	Vladislav Ryabov		R	3	CryptoTower Racing		JPN	Dallara F320 Spiess	1:58.131	11	1:58.242	12	1:58.263	8	1:58.489	13	1:58.623	15
8	99	Attila Pénzes				CryptoTower Racing		JPN	Dallara F320 Spiess	1:59.730	4	1:59.912	7	1:59.993	2	1:59.995	15	2:00.032	6





**Paul Ricard**  
**Euroformula Open**  
**Race - 2**  
**Best 5 Top Speeds**











Clas	Nº	Driver	Nat	Cat	Cls	Team	Nat	Vehicle	Top 1		Top 2		Top 3		Top 4		Top 5		Avg	
									Km/h	Lap	Km/h	Lap	Km/h	Lap	Km/h	Lap	Km/h	Lap		
1	26	Jakob Bergmeister		DEU	R	1	Team Motopark		Dallara F320 Spiess	245.4	6	241.0	7	240.0	14	239.4	5	238.9	4	240.9
2	19	Noel Leon		MEX			Team Motopark		Dallara F320 Spiess	243.2	3	238.4	5	236.8	4	235.8	6	235.2	12	237.9
3	73	Cian Shields		GBR			Team Motopark		Dallara F320 Spiess	241.6	4	241.0	2	241.0	3	238.9	5	238.4	6	240.2
4	6	Vladislav Ryabov		IND	R	2	CryptoTower Racing Team		Dallara F320 Spiess	240.5	7	237.3	8	237.3	9	233.7	15	233.2	10	236.4
5	10	Juju Noda		JPN	R	3	Noda Racing		Dallara F320 Spiess	240.5	7	240.0	6	240.0	8	240.0	13	239.4	12	240.0
6	84	Francesco Simonazzi		ITA			BVM Racing		Dallara F320 Spiess	239.4	2	239.4	3	238.9	5	238.4	11	237.8	7	238.8
7	99	Attila Péntzes		HUN			CryptoTower Racing Team		Dallara F320 Spiess	235.8	2	234.2	6	233.7	5	233.2	4	233.2	7	234.0
8	23	Bryce Aron		USA			Team Motopark		Dallara F320 Spiess	234.2	9	234.2	11	234.2	15	233.7	4	233.7	5	234.0





**Paul Ricard**  
**Euroformula Open**  
**Race - 2**  
**Fastest Laps Sequence**



Lap	Time of Day	Session Time	N° Driver	Nat	Cat	Team	Nat	Vehicle	Time	Km/h
2	11:12:35.875	3:58.875	23 Bryce Aron	 USA		Team Motopark	 DEU	Dallara F320 Spiess	<b>1:57.400</b>	178.5
3	11:14:33.106	5:56.106	23 Bryce Aron	 USA		Team Motopark	 DEU	Dallara F320 Spiess	<b>1:57.230</b>	178.7
9	11:26:29.875	17:52.875	73 Cian Shields	 GBR		Team Motopark	 DEU	Dallara F320 Spiess	<b>1:57.144</b>	178.9
12	11:32:21.825	23:44.825	73 Cian Shields	 GBR		Team Motopark	 DEU	Dallara F320 Spiess	<b>1:57.142</b>	178.9



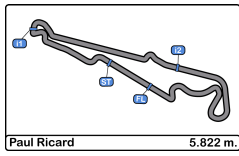


**Paul Ricard**  
**Euroformula Open**  
**Race - 2**  
**Event Best Maximum Speed**



N°	Driver	Nat	Cat	Clas	Team	Nat	Vehicle	Km/h	Session
26	Jakob Bergmeister	DEU	R	1	Team Motopark	DEU	Dallara F320 Spiess	245.4	Race - 2
19	Noel Leon	MEX			Team Motopark	DEU	Dallara F320 Spiess	243.2	Race - 2
73	Cian Shields	GBR			Team Motopark	DEU	Dallara F320 Spiess	241.6	Race - 2
6	Vladislav Ryabov	RUS	R	2	CryptoTower Racing Team	JPN	Dallara F320 Spiess	240.5	Race - 2
10	Juju Noda	JPN	R	3	Noda Racing	JPN	Dallara F320 Spiess	240.5	Race - 2
84	Francesco Simonazzi	ITA			BVM Racing	ITA	Dallara F320 Spiess	239.4	Race - 2
23	Bryce Aron	USA			Team Motopark	DEU	Dallara F320 Spiess	236.8	Race - 1
99	Attila Pénzes	HUN			CryptoTower Racing Team	JPN	Dallara F320 Spiess	235.8	Race - 2





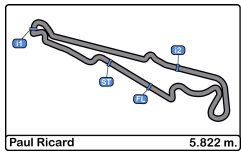
**Paul Ricard**  
**Euroformula Open**  
**Race - 2**  
**Lap Chart**



**LAP**

Nr	Pos	Grid	1	2	3	4	5	6	7	8	9	10	11	12	13	14	15
99	1	99	23	23	23	23	23	23	23	23	23	23	23	23	23	23	23
6	2	6	6	6	6	6	6	73	73	73	73	73	73	73	73	73	73
73	3	73	10	10	10	73	84	19	19	19	19	19	84	84	84	84	84
23	4	23	19	84	84	84	19	84	84	84	84	84	19	26	10	10	10
26	5	26	84	73	73	10	73	6	26	26	26	26	26	10	26	26	26
10	6	10	73	19	19	19	10	26	10	10	10	10	10	19	6	6	6
84	7	84	26	26	26	26	26	10	6	6	6	6	6	6	19	19	19
19	8	19	99	99	99	99	99	99	99	99	99	99	99	99	99	99	99

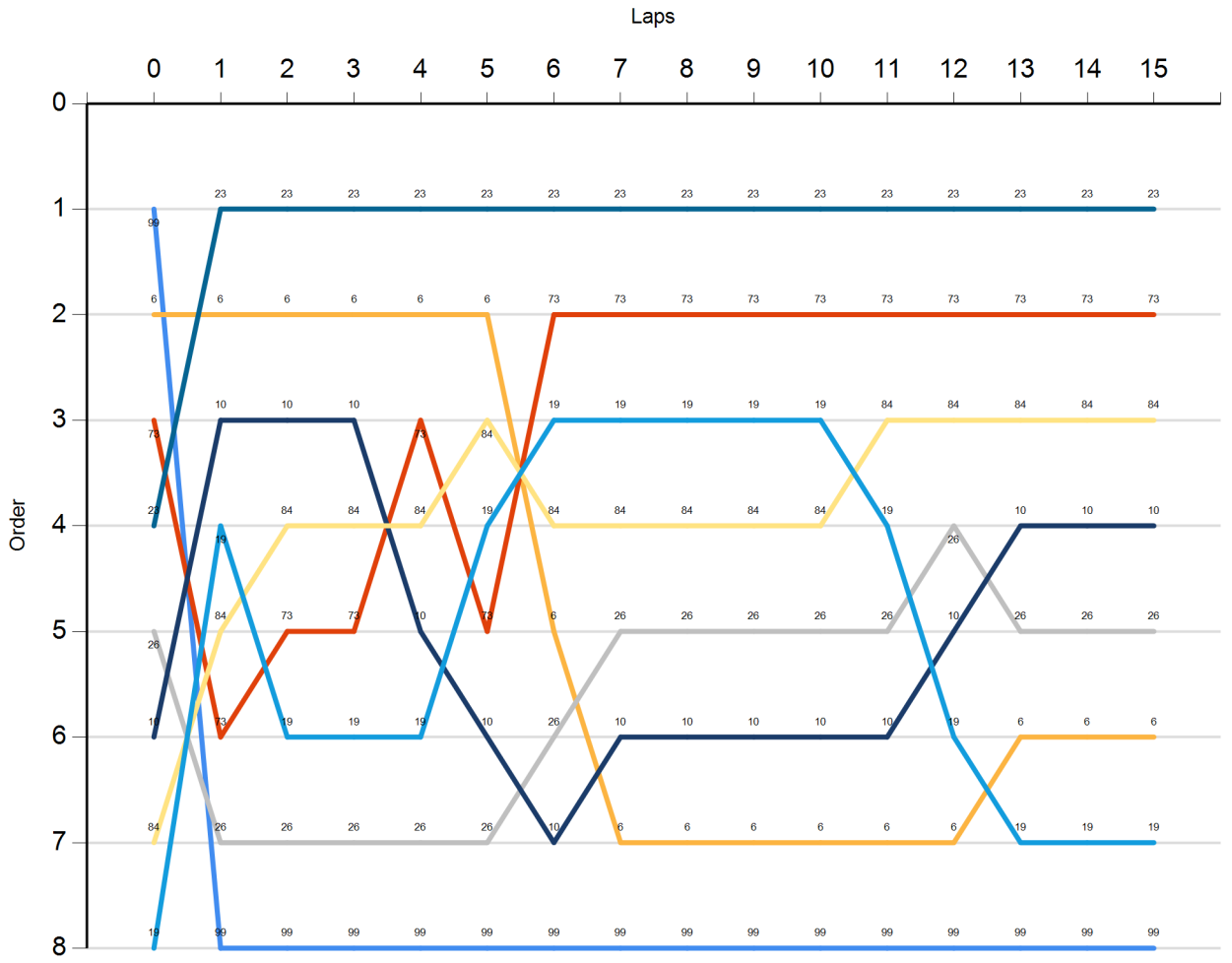


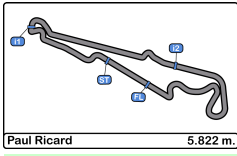


**Paul Ricard**  
**Euroformula Open**  
**Race - 2**  
**Graphic Lap Chart**



- 99
- 6
- 73
- 23
- 26
- 10
- 84
- 19





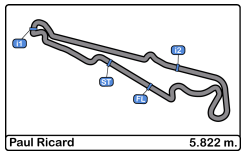
**Paul Ricard**  
**Euroformula Open**  
**Race - 2**  
**Pit Stop Analysis**



Or d.	Nr.	In Day	Time	Driver	Nat	Cat	Team	Nat	Vehicle	In Time	Stop N°	Pit Time	Handicap	Dif.
----------	-----	--------	------	--------	-----	-----	------	-----	---------	---------	---------	----------	----------	------



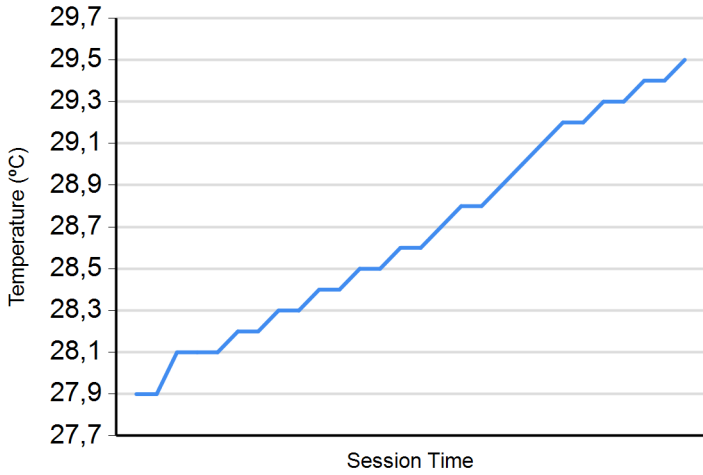




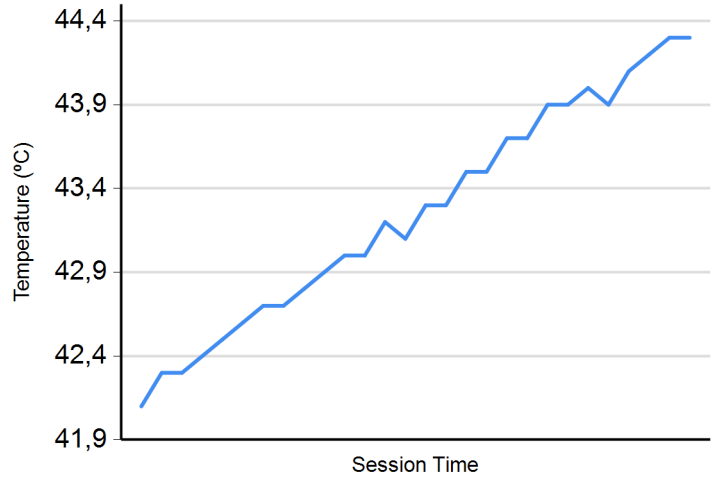
**Paul Ricard**  
**Euroformula Open**  
**Race - 2**  
**Weather Report**



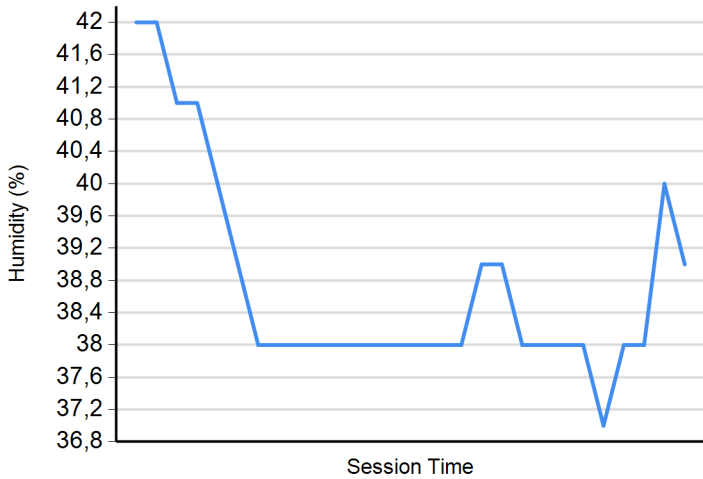
**Air Temperature**



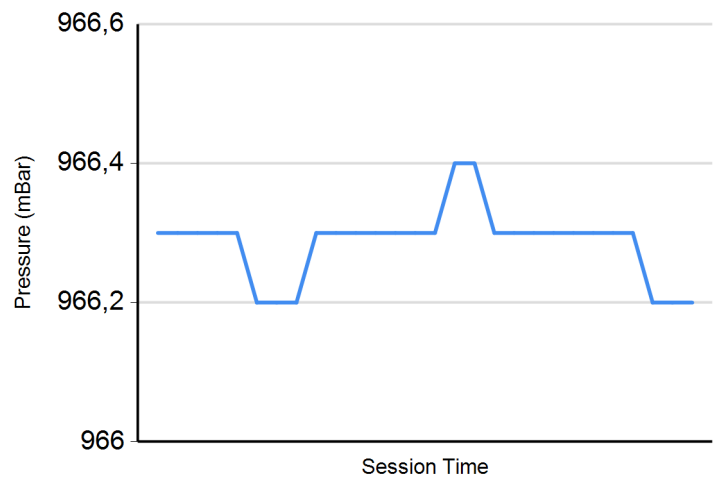
**Track Temperature**



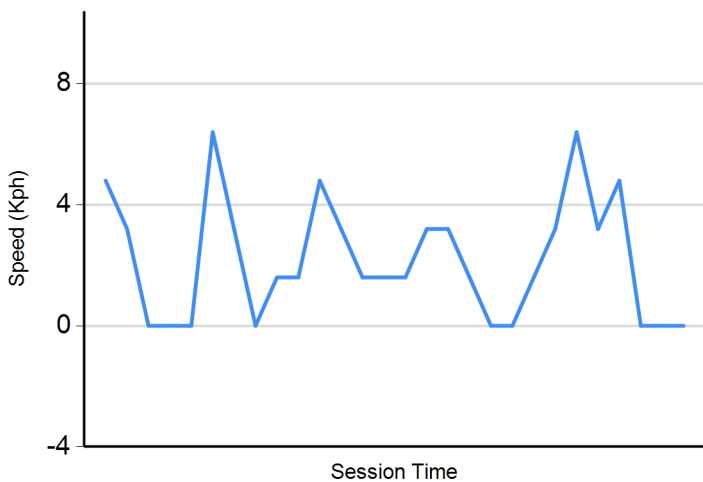
**Humidity**



**Pressure**



**Wind Speed**



**Wind direction**

North = 0°/360° Est = 90° South = 180° West = 270°

