

Red Bull Ring
Euroformula Open
Free Practice - 1
Provisional Results



Clas	Nº	Driver	Nat	Cat	Clas	Team	Nat	Vehicle	Laps	Best	Time	Gap	Interval	Km/h
1	19	Noel Leon	MEX			Team Motopark	DEU	Dallara F320 Spiess	21	20	1:24.239			184.8
2	23	Bryce Aron	USA			Team Motopark	DEU	Dallara F320 Spiess	24	21	1:25.432	1.193	1.193	182.2
3	73	Cian Shields	GBR			Team Motopark	DEU	Dallara F320 Spiess	23	22	1:25.440	1.201	0.008	182.2
4	69	Joshua Dufek	CHE			CryptoTower Racing Team	JPN	Dallara F320 Spiess	22	12	1:25.589	1.350	0.149	181.9
5	26	Jakob Bergmeister	DEU	R	1	Team Motopark	DEU	Dallara F320 Spiess	21	20	1:26.468	2.229	0.879	180.1
6	5	Charlie Wurz	AUT			CryptoTower Racing Team	JPN	Dallara F320 Spiess	23	6	1:26.848	2.609	0.380	179.3
7	7	Vladimir Netusil	CZE	GC	1	Effective Racing	CZE	Dallara F320 HWA	20	15	1:27.444	3.205	0.596	178.0
8	212	Paolo Brajnik	SRB	GC	2	NV Racing	SRB	Dallara F320 Spiess	14	9	1:28.011	3.772	0.567	176.9
9	84	Francesco Simonazzi	ITA			BVM Racing	ITA	Dallara F320 Spiess	20	16	1:41.877	17.638	13.866	152.8

*** PENALTIES**

- CAR 84 TIME 1:28.410 DELETED TRACK LIMITS AT T 6
- CAR 84 TIME 1:27.126 DELETED TRACK LIMITS AT T 6
- CAR 69 TIME 4:54.189 DELETED TRACK LIMITS AT T 9
- CAR 84 TIME 1:26.536 DELETED TRACK LIMITS AT T 9
- CAR 69 TIME 1:31.914 DELETED TRACK LIMITS AT T 9
- CAR 23 TIME 1:26.999 DELETED TRACK LIMITS AT T 6
- CAR 84 TIME 1:26.455 DELETED TRACK LIMITS AT T 9
- CAR 84 TIME 1:26.242 DELETED TRACK LIMITS AT T 6
- CAR 69 TIME 1:27.256 DELETED TRACK LIMITS AT T 9
- CAR 5 TIME 1:27.709 DELETED TRACK LIMITS AT T 9
- CAR 69 TIME 1:26.651 DELETED TRACK LIMITS AT T 6
- CAR 84 TIME 1:26.285 DELETED TRACK LIMITS AT T 6
- CAR 7 TIME 1:28.646 DELETED TRACK LIMITS AT T 6
- CAR 69 TIME 1:25.998 DELETED TRACK LIMITS AT T 6
- CAR 23 TIME 1:26.006 DELETED TRACK LIMITS AT T 9
- CAR 84 TIME 1:32.454 DELETED TRACK LIMITS AT T 6
- CAR 5 TIME 1:26.765 DELETED TRACK LIMITS AT T 6
- CAR 5 TIME 1:26.316 DELETED TRACK LIMITS AT T 9
- CAR 23 TIME 1:25.842 DELETED TRACK LIMITS AT T 6
- CAR 5 TIME 1:26.246 DELETED TRACK LIMITS AT T 6
- CAR 5 TIME 1:26.018 DELETED TRACK LIMITS AT T 9
- CAR 5 TIME 1:27.547 DELETED TRACK LIMITS AT T 9
- CAR 69 TIME 3:23.403 DELETED TRACK LIMITS AT T 9
- CAR 84 TIME 12:56.046 DELETED TRACK LIMITS AT T 9
- BEST LAP TIMES OF CARS WITH MORE THAN 3 INFRINGEMENTS WILL BE DELETED AFTER THE SESSION
- CAR 84 TIME 1:26.932 DELETED TRACK LIMITS AT T 9
- CAR 5 TIME 5:37.300 DELETED TRACK LIMITS AT T 9
- CAR 84 TIME 1:26.300 DELETED TRACK LIMITS AT T 6
- CAR 26 TIME 8:03.645 DELETED TRACK LIMITS AT T 9
- CAR 84 TIME 1:26.418 DELETED TRACK LIMITS AT T 6
- CAR 5 TIME 1:28.009 DELETED TRACK LIMITS AT T 9
- CAR 84 TIME 1:26.151 DELETED TRACK LIMITS AT T 9
- CAR 5 TIME 1:25.750 DELETED TRACK LIMITS AT T 9
- CAR 69 TIME 1:35.593 DELETED TRACK LIMITS AT T 9
- CAR 84 TIME 1:26.221 DELETED TRACK LIMITS AT T 9
- CAR 5 TIME 1:25.776 DELETED TRACK LIMITS AT T 6
- CAR 69 TIME 1:25.662 DELETED TRACK LIMITS AT T 9
- CAR 5 TIME 1:25.503 DELETED TRACK LIMITS AT T 9
- CAR 69 TIME 1:25.429 DELETED TRACK LIMITS AT T 6
- CAR 73 TIME 1:25.799 DELETED TRACK LIMITS AT T 9
- CAR 84 TIME 1:26.308 DELETED TRACK LIMITS AT T 9
- CAR 84 TIME 1:26.245 DELETED TRACK LIMITS AT T 9 - CAR 84 TIME 1:26.228 DELETED TRACK LIMITS AT T 9
- CAR 5 TIME 1:25.429 DELETED TRACK LIMITS AT T 9

Published at:.....

Track Temp: **36.1 °C** Air Temp: **24.9 °C** Humidity: **40 %** Track Status: **DRY**

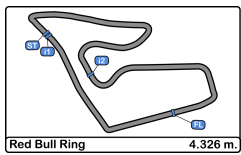
Race Director:

Neus Santamaría Sanromà
 DPB-0819-ESP/CAT

Timekeeper:

Luis Garcia
 JOB-1605-ESP/M





Red Bull Ring
Euroformula Open
Free Practice - 1
Provisional Results by Category



Rookie														
Clas	Nº	Driver	Nat	Cat	Clas	Team	Nat	Vehicle	Laps	Best	Time	Gap	Interval	Km/h
1	26	Jakob Bergmeister		R	1	Team Motopark		Dallara F320 Spiess	21	20	1:26.468			180.1

GC														
Clas	Nº	Driver	Nat	Cat	Clas	Team	Nat	Vehicle	Laps	Best	Time	Gap	Interval	Km/h
1	7	Vladimir Netusil		GC	1	Effective Racing		Dallara F320 HWA	20	15	1:27.444			178.0
2	212	Paolo Brajnik		GC	2	NV Racing		Dallara F320 Spiess	14	9	1:28.011	0.567	0.567	176.9

Clas	Nº	Driver	Nat	Cat	Clas	Team	Nat	Vehicle	Laps	Best	Time	Gap	Interval	Km/h
1	19	Noel Leon				Team Motopark		Dallara F320 Spiess	21	20	1:24.239			184.8
2	23	Bryce Aron				Team Motopark		Dallara F320 Spiess	24	21	1:25.432	1.193	1.193	182.2
3	73	Cian Shields				Team Motopark		Dallara F320 Spiess	23	22	1:25.440	1.201	0.008	182.2
4	69	Joshua Dufek				CryptoTower Racing Team		Dallara F320 Spiess	22	12	1:25.589	1.350	0.149	181.9
5	5	Charlie Wurz				CryptoTower Racing Team		Dallara F320 Spiess	23	6	1:26.848	2.609	1.259	179.3
6	84	Francesco Simonazzi				BVM Racing		Dallara F320 Spiess	20	16	1:41.877	17.638	15.029	152.8

*** PENALTIES**

- CAR 84 TIME 1:28.410 DELETED TRACK LIMITS AT T 6
- CAR 84 TIME 1:27.126 DELETED TRACK LIMITS AT T 6
- CAR 69 TIME 4:54.189 DELETED TRACK LIMITS AT T 9
- CAR 84 TIME 1:26.536 DELETED TRACK LIMITS AT T 9
- CAR 69 TIME 1:31.914 DELETED TRACK LIMITS AT T 9
- CAR 23 TIME 1:26.999 DELETED TRACK LIMITS AT T 6
- CAR 84 TIME 1:26.455 DELETED TRACK LIMITS AT T 9
- CAR 84 TIME 1:26.242 DELETED TRACK LIMITS AT T 6
- CAR 69 TIME 1:27.256 DELETED TRACK LIMITS AT T 9
- CAR 5 TIME 1:27.709 DELETED TRACK LIMITS AT T 9
- CAR 69 TIME 1:26.651 DELETED TRACK LIMITS AT T 6
- CAR 84 TIME 1:26.285 DELETED TRACK LIMITS AT T 6
- CAR 7 TIME 1:28.646 DELETED TRACK LIMITS AT T 6
- CAR 69 TIME 1:25.998 DELETED TRACK LIMITS AT T 6
- CAR 23 TIME 1:26.006 DELETED TRACK LIMITS AT T 9
- CAR 84 TIME 1:32.454 DELETED TRACK LIMITS AT T 6
- CAR 5 TIME 1:26.765 DELETED TRACK LIMITS AT T 6
- CAR 5 TIME 1:26.316 DELETED TRACK LIMITS AT T 9
- CAR 23 TIME 1:25.842 DELETED TRACK LIMITS AT T 6
- CAR 5 TIME 1:26.246 DELETED TRACK LIMITS AT T 6
- CAR 5 TIME 1:26.018 DELETED TRACK LIMITS AT T 9
- CAR 5 TIME 1:27.547 DELETED TRACK LIMITS AT T 9
- CAR 69 TIME 3:23.403 DELETED TRACK LIMITS AT T 9
- CAR 84 TIME 12:56.046 DELETED TRACK LIMITS AT T 9
- BEST LAP TIMES OF CARS WITH MORE THAN 3 INFRINGEMENTS WILL BE DELETED AFTER THE SESSION
- CAR 84 TIME 1:26.932 DELETED TRACK LIMITS AT T 9
- CAR 5 TIME 5:37.300 DELETED TRACK LIMITS AT T 9
- CAR 84 TIME 1:26.300 DELETED TRACK LIMITS AT T 6
- CAR 26 TIME 8:03.645 DELETED TRACK LIMITS AT T 9
- CAR 84 TIME 1:26.418 DELETED TRACK LIMITS AT T 6
- CAR 5 TIME 1:28.009 DELETED TRACK LIMITS AT T 9
- CAR 84 TIME 1:26.151 DELETED TRACK LIMITS AT T 9
- CAR 5 TIME 1:25.750 DELETED TRACK LIMITS AT T 9
- CAR 69 TIME 1:35.593 DELETED TRACK LIMITS AT T 9
- CAR 84 TIME 1:26.221 DELETED TRACK LIMITS AT T 9
- CAR 5 TIME 1:25.776 DELETED TRACK LIMITS AT T 6
- CAR 69 TIME 1:25.662 DELETED TRACK LIMITS AT T 9

Published at:.....

Track Temp: **36.1 °C** Air Temp: **24.9 °C** Humidity: **40 %** Track Status: **DRY**

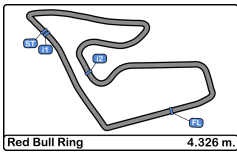
Race Director:

Neus Santamaría Sanromà
 DPB-0819-ESP/CAT

Timekeeper:

Luis Garcia
 JOB-1605-ESP/M





Red Bull Ring
Euroformula Open
Free Practice - 1
Provisional Results by Category



- CAR 5 TIME 1:25.503 DELETED TRACK LIMITS AT T 9
- CAR 69 TIME 1:25.429 DELETED TRACK LIMITS AT T 6
- CAR 73 TIME 1:25.799 DELETED TRACK LIMITS AT T 9
- CAR 84 TIME 1:26.308 DELETED TRACK LIMITS AT T 9
- CAR 84 TIME 1:26.245 DELETED TRACK LIMITS AT T 9 - CAR 84 TIME 1:26.228 DELETED TRACK LIMITS AT T 9
- CAR 5 TIME 1:25.429 DELETED TRACK LIMITS AT T 9

Published at:.....


Track Temp: **36.1 °C** Air Temp: **24.9 °C** Humidity: **40 %** Track Status: **DRY**

Race Director:

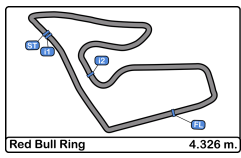
Neus Santamaría Sanromà

DPB-0819-ESP/CAT

Timekeeper:


 Luis Garcia
 JOB-1605-ESP/M





Red Bull Ring
Euroformula Open
Free Practice - 1
Lap Analysis



5

Charlie Wurz

Dallara F320 Spiess **19**

Noel Leon

Dallara F320 Spiess

CryptoTower Racing Team

Team Motopark

Lap	D	Time	Sector 1	Sector 2	Sector 3	T. Spd	Elapsed	Lap	D	Time	Sector 1	Sector 2	Sector 3	T. Spd	Elapsed
1		17:12:27.860 P	17:11:01.427	44.608	41.825	190.4	17:12:27.860	1		17:12:17.421 P	17:10:57.942	42.022	37.457	207.2	17:12:17.421
2		4:02.722	2:50.165	43.619	28.938	193.2	17:16:30.582	2		4:34.713 P	3:17.082	39.883	37.748	212.1	17:16:52.134
3		1:32.433	24.216	40.866	27.351	200.3	17:18:03.015	3		2:02.194	53.044	41.999	27.151	165.8	17:18:54.328
4		1:28.855	23.238	39.136	26.481	209.7	17:19:31.870	4		1:27.169	22.733	38.357	26.079	217.7	17:20:21.497
5		4:27.709	22.544	38.911	26.254	217.3	17:20:59.579	5		1:25.957	22.262	38.112	25.583	219.5	17:21:47.454
6		1:26.848	22.410	38.537	25.901	217.7	17:22:26.427	6		1:29.311	22.429	41.149	25.733	195.6	17:23:16.765
7		4:26.765	22.392	38.334	26.039	218.1	17:23:53.192	7		1:25.709	22.246	38.155	25.308	219.5	17:24:42.474
8		4:26.346	22.527	38.309	25.480	218.1	17:25:19.508	8		1:25.390	22.257	37.965	25.168	219.9	17:26:07.864
9		1:30.417	22.564	41.099	26.754	218.1	17:26:49.925	9		1:42.799 P	25.866	45.176	31.757	164.3	17:27:50.663
10		4:26.246	22.523	38.306	25.417	216.8	17:28:16.171	10		4:52.841	3:39.073	45.164	28.604	213.0	17:32:43.504
11		4:26.048	22.395	38.170	25.453	217.7	17:29:42.189	11		1:25.923	22.340	38.354	25.229	218.6	17:34:09.427
12		4:27.547	22.379	38.154	27.014	218.1	17:31:09.736	12		1:25.448	22.203	38.120	25.125	219.5	17:35:34.875
13		1:33.378 P	22.430	38.354	32.594	217.7	17:32:43.114	13		1:25.047	22.092	37.938	25.017	219.5	17:36:59.922
14		6:37.300	4:25.420	43.111	28.769	194.9	17:38:20.414	14		1:32.832 P	22.244	38.481	32.107	219.5	17:38:32.754
15		1:33.035	24.772	41.225	27.038	199.6	17:39:53.449	15		4:48.954	3:40.377	41.310	27.267	210.9	17:43:21.708
16		4:28.009	22.932	39.004	26.073	209.7	17:41:21.458	16		1:28.081	22.851	39.311	25.919	216.4	17:44:49.789
17		4:25.750	22.348	38.080	25.322	217.7	17:42:47.208	17		1:25.428	22.388	37.934	25.106	218.6	17:46:15.217
18		4:25.776	22.318	38.097	25.361	217.3	17:44:12.984	18		1:24.509	22.110	37.585	24.814	219.5	17:47:39.726
19		4:25.503	22.340	37.916	25.247	217.3	17:45:38.487	19		1:24.580	22.080	37.628	24.872	219.9	17:49:04.306
20		4:25.584	22.241	37.913	25.430	217.7	17:47:04.071	20		1:24.239	21.983	37.528	24.728	220.4	17:50:28.545
21		4:25.429	22.268	37.955	25.206	217.7	17:48:29.500	21		1:32.819 P	22.253	37.805	32.761	219.5	17:52:01.364
22		4:25.324	22.253	37.925	25.146	217.7	17:49:54.824	23							
23		1:34.828 P	22.195	38.889	33.744	218.1	17:51:29.652								

Bryce Aron

Dallara F320 Spiess

Team Motopark

7

Vladimir Netusil

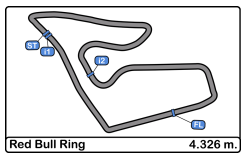
Dallara F320 HWA

GC

Effective Racing

Lap	D	Time	Sector 1	Sector 2	Sector 3	T. Spd	Elapsed	Lap	D	Time	Sector 1	Sector 2	Sector 3	T. Spd	Elapsed
1		17:12:18.624	17:11:04.692	44.723	29.209	191.8	17:12:18.624	1		17:12:11.071 P	17:10:46.843	45.588	38.640	192.8	17:12:11.071
2		1:41.804 P	24.226	41.741	35.837	213.0	17:14:00.428	2		3:58.123	2:47.317	42.105	28.701	201.4	17:16:09.194
3		2:44.688	1:35.542	40.939	28.207	214.7	17:16:45.116	3		1:30.801	24.053	39.895	26.853	202.6	17:17:39.995
4		1:31.008	23.431	40.175	27.402	215.5	17:18:16.124	4		4:26.999	22.645	38.562	25.792	216.8	17:19:06.994
5		1:29.735	23.093	39.525	27.117	216.8	17:19:45.859	5		1:26.661	22.402	38.279	25.980	218.1	17:20:33.655
6		1:28.988	23.044	39.234	26.710	216.4	17:21:14.847	6		4:26.006	22.269	38.293	25.444	219.0	17:21:59.661
7		4:28.646	22.916	39.152	26.578	218.6	17:22:43.493	7		1:26.057	22.370	38.125	25.562	218.6	17:23:25.718
8		1:28.298	22.775	39.048	26.475	218.1	17:24:11.791	8		1:25.796	22.422	38.056	25.318	218.1	17:24:51.514
9		1:35.051 P	22.768	39.139	33.144	218.6	17:25:46.842	9		4:25.842	22.298	38.005	25.539	219.0	17:26:17.356
10		6:05.538	4:58.627	40.455	26.456	214.2	17:31:52.380	10		1:25.622	22.200	38.035	25.387	219.0	17:27:42.978
11		1:28.485	22.847	39.237	26.401	216.4	17:33:20.865	11		1:34.346 P	22.477	38.241	33.628	218.6	17:29:17.324
12		1:28.150	22.879	39.077	26.194	217.7	17:34:49.015	12		2:47.598	1:34.432	42.152	31.014	213.4	17:32:04.922
13		1:27.621	22.718	38.871	26.032	217.7	17:36:16.636	13		1:37.198 P	22.880	40.178	34.140	217.7	17:33:42.120
14		1:27.591	22.667	38.857	26.067	218.1	17:37:44.227	14		2:03.999 P	51.066	40.129	32.804	213.0	17:35:46.119
15		1:27.444	22.691	38.814	25.939	219.0	17:39:11.671	15		3:16.216 P	2:02.125	41.880	32.211	197.4	17:39:02.335
16		1:27.507	22.747	38.791	25.969	219.0	17:40:39.178	16		2:00.243	51.182	41.215	27.846	196.3	17:41:02.578
17		1:35.981 P	22.750	39.101	34.130	218.1	17:42:15.159	17		1:27.266	22.751	38.645	25.870	216.0	17:42:29.844
18		5:00.160 P	3:46.261	40.210	33.689	218.1	17:47:15.319	18		1:26.308	22.442	38.252	25.614	218.1	17:43:56.152
19		3:20.853	2:14.891	39.730	26.232	216.0	17:50:36.172	19		1:26.134	22.282	38.089	25.763	218.1	17:45:22.286
20		1:39.420 P	22.821	39.156	37.443	216.8	17:52:15.592	20		1:25.753	22.355	37.972	25.426	218.6	17:46:48.039
								21		1:25.432	22.168	37.980	25.284	218.1	17:48:13.471
								22		1:25.667	22.257	37.957	25.453	218.6	17:49:39.138
								23		1:25.467	22.183	37.953	25.331	219.0	17:51:04.605
								24		1:33.380 P	22.921	38.433	32.026	217.3	17:52:37.985





Red Bull Ring
Euroformula Open
Free Practice - 1
Lap Analysis



26

Jakob Bergmeister

Dallara F320 Spiess **73**

Cian Shields

Dallara F320 Spiess

Rookie

Team Motopark

Team Motopark

Lap	D	Time	Sector 1	Sector 2	Sector 3	T. Spd	Elapsed	Lap	D	Time	Sector 1	Sector 2	Sector 3	T. Spd	Elapsed
1		17:12:25.278 P	17:10:57.692	45.011	42.575	187.1	17:12:25.278	1		17:12:19.734 P	17:10:51.030	47.206	41.498	188.8	17:12:19.734
2		4:36.011	3:23.728	42.532	29.751	200.0	17:17:01.289	2		4:35.651	3:25.547	41.431	28.673	212.5	17:16:55.385
3		1:33.258	24.104	40.877	28.277	207.2	17:18:34.547	3		1:31.313	23.655	40.400	27.258	206.1	17:18:26.698
4		1:31.902	23.421	40.117	28.364	214.7	17:20:06.449	4		1:29.400	23.458	39.515	26.427	209.7	17:19:56.098
5		1:29.849	23.226	39.338	27.285	215.5	17:21:36.298	5		1:27.588	22.604	38.728	26.256	218.1	17:21:23.686
6		1:28.917	22.934	38.869	27.114	216.0	17:23:05.215	6		1:26.924	22.461	38.473	25.990	218.6	17:22:50.610
7		1:31.080	22.889	41.276	26.915	216.8	17:24:36.295	7		1:26.359	22.348	38.412	25.599	218.6	17:24:16.969
8		1:27.859	22.605	38.611	26.643	218.6	17:26:04.154	8		1:26.637	22.379	38.452	25.806	219.0	17:25:43.606
9		1:28.039	22.715	38.789	26.535	217.3	17:27:32.193	9		1:26.384	22.356	38.265	25.763	219.0	17:27:09.990
10		1:37.978 P	22.642	39.654	35.682	201.4	17:29:10.171	10		1:40.549	25.952	45.224	29.373	178.8	17:28:50.539
11		2:13.741 P	54.279	42.604	36.858	169.8	17:31:23.912	11		1:26.184	22.347	38.266	25.571	218.1	17:30:16.723
12		8:03.645	6:50.715	42.384	30.546	196.7	17:39:27.557	12		1:25.893	22.298	38.147	25.448	218.6	17:31:42.616
13		1:36.363	24.284	43.756	28.323	188.1	17:41:03.920	13		1:35.833 P	23.553	38.801	33.479	215.5	17:33:18.449
14		1:29.752	23.002	39.437	27.313	216.8	17:42:33.672	14		5:50.708	4:38.760	43.377	28.571	209.3	17:39:09.157
15		1:28.375	22.826	38.923	26.626	218.1	17:44:02.047	15		1:34.512	25.086	42.390	27.036	160.0	17:40:43.669
16		1:27.555	22.712	38.499	26.344	217.7	17:45:29.602	16		1:28.686	23.214	39.131	26.341	212.5	17:42:12.355
17		1:27.198	22.587	38.354	26.257	218.1	17:46:56.800	17		1:26.404	22.453	38.268	25.683	218.1	17:43:38.759
18		1:27.283	22.560	38.347	26.376	218.1	17:48:24.083	18		1:25.726	22.226	38.055	25.445	218.6	17:45:04.485
19		1:26.763	22.399	38.225	26.139	219.0	17:49:50.846	19		4:25.799	22.287	38.039	25.473	218.1	17:46:30.284
20		1:26.468	22.394	38.006	26.068	219.0	17:51:17.314	20		1:35.407	25.025	42.682	27.700	201.4	17:48:05.691
21		1:36.987 P	22.562	38.572	35.853	218.6	17:52:54.301	21		1:25.957	22.383	38.252	25.322	218.1	17:49:31.648
22								22		1:25.440	22.198	37.892	25.350	218.6	17:50:57.088
23								23		1:37.396 P	24.313	40.369	32.714	213.4	17:52:34.484

69

Joshua Dufek

Dallara F320 Spiess

Francesco Simonazzi

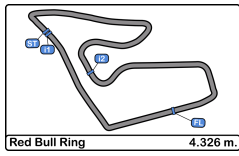
Dallara F320 Spiess

CryptoTower Racing Team

84

Lap	D	Time	Sector 1	Sector 2	Sector 3	T. Spd	Elapsed	Lap	D	Time	Sector 1	Sector 2	Sector 3	T. Spd	Elapsed
1		17:12:21.598 P	17:10:54.518	46.176	40.904	180.0	17:12:21.598								
2		4:54.189	3:42.709	43.268	28.212	188.4	17:17:15.787								
3		4:31.914	24.716	40.704	26.494	185.5	17:18:47.701	1		17:11:52.134	17:10:41.004	42.711	28.419	198.1	17:11:52.134
4		4:27.256	22.963	38.669	25.624	216.0	17:20:14.957	2		4:29.616	23.155	39.912	26.549	216.4	17:13:21.750
5		4:26.654	22.471	38.539	25.641	218.1	17:21:41.608	3		4:28.410	23.016	39.431	25.963	217.7	17:14:50.160
6		4:25.998	22.295	38.312	25.391	218.1	17:23:07.606	4		4:27.126	22.540	38.840	25.746	219.5	17:16:17.286
7		1:25.598	22.340	37.976	25.282	219.0	17:24:33.204	5		4:26.536	22.308	38.514	25.714	219.0	17:17:43.822
8		1:33.659	22.767	45.323	25.569	198.5	17:26:06.863	6		4:26.455	22.296	38.481	25.678	220.4	17:19:10.277
9		1:26.027	22.255	38.255	25.517	218.6	17:27:32.890	7		4:26.242	22.257	38.383	25.602	220.4	17:20:36.519
10		1:25.802	22.232	38.044	25.526	220.4	17:28:58.692	8		4:26.285	22.251	38.431	25.603	219.9	17:22:02.804
11		1:37.617	23.664	47.095	26.858	179.7	17:30:36.309	9		4:32.454 P	22.548	38.417	31.489	220.4	17:23:35.258
12		1:25.589	22.236	38.161	25.192	217.7	17:32:01.898	10		4:25.046	11:50.095	39.745	26.206	213.8	17:36:31.304
13		1:34.450 P	22.172	38.260	34.018	218.1	17:33:36.348	11		4:26.932	22.587	38.619	25.726	217.3	17:37:58.236
14		3:23.403 P	2:09.344	39.259	34.800	213.4	17:36:59.751	12		4:26.300	22.454	38.502	25.344	218.1	17:39:24.536
15		4:16.293	3:01.531	44.883	29.879	175.3	17:41:16.044	13		4:26.418	22.354	38.591	25.473	218.6	17:40:50.954
16		4:35.593	24.725	44.244	26.624	207.2	17:42:51.637	14		4:26.154	22.331	38.490	25.330	218.6	17:42:17.105
17		1:26.998	22.422	38.698	25.878	216.8	17:44:18.635	15		4:26.224	22.318	38.452	25.451	219.0	17:43:43.326
18		4:25.662	22.251	38.215	25.196	217.3	17:45:44.297	16		1:41.877	24.894	44.290	32.693	177.0	17:45:25.203
19		4:25.429	22.163	38.143	25.123	218.6	17:47:09.726	17		4:26.308	22.454	38.442	25.412	218.6	17:46:51.511
20		4:25.176	22.184	37.878	25.114	218.1	17:48:34.902	18		4:26.245	22.381	38.374	25.490	219.5	17:48:17.756
21		4:25.044	22.152	37.849	25.010	218.6	17:49:59.913	19		4:26.228	22.293	38.460	25.475	218.6	17:49:43.984
22		1:34.717 P	22.210	38.276	34.231	218.1	17:51:34.630	20		4:32.130 P	22.364	38.776	30.990	218.6	17:51:16.114





Red Bull Ring
Euroformula Open
Free Practice - 1
Lap Analysis



212

Paolo Brajnik

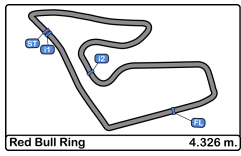
Dallara F320 Spiess

GC

NV Racing

Lap	D	Time	Sector 1	Sector 2	Sector 3	T. Spd	Elapsed
1		17:11:55.527	17:10:43.699	43.260	28.568	200.3	17:11:55.527
2		1:31.838	23.675	41.056	27.107	212.5	17:13:27.365
3		1:29.543	23.152	39.898	26.493	215.1	17:14:56.908
4		1:29.142	23.131	39.374	26.637	216.4	17:16:26.050
5		1:29.174	22.836	39.579	26.759	216.0	17:17:55.224
6		1:28.920	22.944	39.575	26.401	215.5	17:19:24.144
7		1:28.604	22.958	39.366	26.280	216.4	17:20:52.748
8		1:28.133	22.850	39.282	26.001	217.3	17:22:20.881
9		1:28.011	22.763	39.160	26.088	216.4	17:23:48.892
10		1:28.099	22.844	39.234	26.021	216.4	17:25:16.991
11		1:43.509 P	22.801	40.956	39.752	216.4	17:27:00.500
12		9:50.692	8:40.623	42.261	27.808	210.1	17:36:51.192
13		1:30.479	23.412	40.125	26.942	213.4	17:38:21.671
14		1:46.034 P	22.897	44.932	38.205	215.5	17:40:07.705



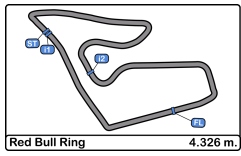


Red Bull Ring
Euroformula Open
Free Practice - 1
Best Sectors Results



Sector - 1			Sector - 2			Sector - 3			Ideal Lap vs Best Lap						
Clas	Nº	Driver	Time	Nº	Driver	Time	Nº	Driver	Time	Clas	Nº	Driver	Ideal Lap	Best Lap	Clas
1	19	Noel Leon	21.983	19	Noel Leon	37.528	19	Noel Leon	24.728	1	19	Noel Leon	1:24.239	1:24.239	1
2	69	Joshua Dufek	22.152	69	Joshua Dufek	37.849	69	Joshua Dufek	25.010	2	69	Joshua Dufek	1:25.011	1:25.589	4
3	23	Bryce Aron	22.168	73	Cian Shields	37.892	5	Charlie Wurz	25.146	3	5	Charlie Wurz	1:25.254	1:26.848	6
4	5	Charlie Wurz	22.195	5	Charlie Wurz	37.913	23	Bryce Aron	25.284	4	23	Bryce Aron	1:25.405	1:25.432	2
5	73	Cian Shields	22.198	23	Bryce Aron	37.953	73	Cian Shields	25.322	5	73	Cian Shields	1:25.412	1:25.440	3
6	84	Francesco Simonazzi	22.251	26	Jakob Bergmeister	38.006	84	Francesco Simonazzi	25.330	6	84	Francesco Simonazzi	1:25.955	1:41.877	9
7	26	Jakob Bergmeister	22.394	84	Francesco Simonazzi	38.374	7	Vladimir Netusil	25.939	7	26	Jakob Bergmeister	1:26.468	1:26.468	5
8	7	Vladimir Netusil	22.667	7	Vladimir Netusil	38.791	212	Paolo Brajnik	26.001	8	7	Vladimir Netusil	1:27.397	1:27.444	7
9	21	Paolo Brajnik	22.763	212	Paolo Brajnik	39.160	26	Jakob Bergmeister	26.068	9	212	Paolo Brajnik	1:27.924	1:28.011	8



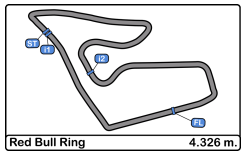


Red Bull Ring
Euroformula Open
Free Practice - 1
Best 5 Lap Times



Cls	N°	Driver	Nat	Cat	Cls	Team	Nat	Vehicle	Best 1		Best 2		Best 3		Best 4		Best 5	
									Time	Lap	Time	Lap	Time	Lap	Time	Lap	Time	Lap
1	19	Noel Leon	MEX			Team Motopark	DEU	Dallara F320 Spiess	1:24.239	20	1:24.509	18	1:24.580	19	1:25.047	13	1:25.390	8
2	23	Bryce Aron	USA			Team Motopark	DEU	Dallara F320 Spiess	1:25.432	21	1:25.467	23	1:25.622	10	1:25.667	22	1:25.753	20
3	73	Cian Shields	GBR			Team Motopark	DEU	Dallara F320 Spiess	1:25.440	22	1:25.726	18	1:25.893	12	1:25.957	21	1:26.184	11
4	69	Joshua Dufek	CHE			CryptoTower Racing	JPN	Dallara F320 Spiess	1:25.589	12	1:25.598	7	1:25.802	10	1:26.027	9	1:26.998	17
5	26	Jakob Bergmeister	DEU	R	1	Team Motopark	DEU	Dallara F320 Spiess	1:26.468	20	1:26.763	19	1:27.198	17	1:27.283	18	1:27.555	16
6	5	Charlie Wurz	AUT			CryptoTower Racing	JPN	Dallara F320 Spiess	1:26.848	6	1:28.855	4	1:30.417	9	1:32.433	3	1:33.035	15
7	7	Vladimir Netusil	CZE	GC	1	Effective Racing	CZE	Dallara F320 HWA	1:27.444	15	1:27.507	16	1:27.591	14	1:27.621	13	1:28.150	12
8	212	Paolo Brajnik	SRB	GC	2	NV Racing	SRB	Dallara F320 Spiess	1:28.011	9	1:28.099	10	1:28.133	8	1:28.604	7	1:28.920	6
9	84	Francesco Simonazzi	ITA			BVM Racing	ITA	Dallara F320 Spiess	1:41.877	16								



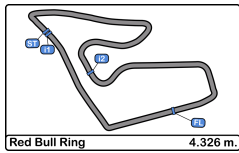


Red Bull Ring
Euroformula Open
Free Practice - 1
Best 5 Top Speeds



Clas	Nº	Driver	Nat	Cat	Cls	Team	Nat	Vehicle	Top 1		Top 2		Top 3		Top 4		Top 5		Avg
									Km/h	Lap	Km/h	Lap	Km/h	Lap	Km/h	Lap	Km/h	Lap	
1	19	Noel Leon		MXC		Team Motopark		Dallara F320 Spiess	220.4	20	219.9	8	219.9	19	219.5	5	219.5	7	219.8
2	69	Joshua Dufek		SHE		CryptoTower Racing Team		Dallara F320 Spiess	220.4	10	219.0	7	218.6	9	218.6	19	218.6	21	219.0
3	84	Francesco Simonazzi		ITA		BVM Racing		Dallara F320 Spiess	220.4	6	220.4	7	220.4	9	219.9	8	219.5	4	220.1
4	7	Vladimir Netusil		CZE	GC 1	Effective Racing		Dallara F320 HWA	219.0	15	219.0	16	218.6	7	218.6	9	218.1	8	218.7
5	23	Bryce Aron		USA		Team Motopark		Dallara F320 Spiess	219.0	6	219.0	9	219.0	10	219.0	23	218.6	7	218.9
6	26	Jakob Bergmeister		DEU	R 1	Team Motopark		Dallara F320 Spiess	219.0	19	219.0	20	218.6	8	218.6	21	218.1	15	218.7
7	73	Cian Shields		GBR		Team Motopark		Dallara F320 Spiess	219.0	8	219.0	9	218.6	6	218.6	7	218.6	12	218.8
8	5	Charlie Wurz		AUT		CryptoTower Racing Team		Dallara F320 Spiess	218.1	7	218.1	8	218.1	9	218.1	12	218.1	23	218.1
9	212	Paolo Brajnik		SRB	GC 2	NV Racing		Dallara F320 Spiess	217.3	8	216.4	4	216.4	7	216.4	9	216.4	10	216.6



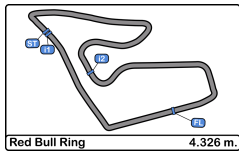


Red Bull Ring
Euroformula Open
Free Practice - 1
Fastest Laps Sequence



Lap	Time of Day	Session Time	Nº	Driver	Nat	Cat	Team	Nat	Vehicle	Time	Km/h
2	17:13:27.365	3:27.365	212	Paolo Brajnik		SRB	GC NV Racing		Dallara F320 Spiess	1:31.838	169.5
3	17:14:56.908	4:56.908	212	Paolo Brajnik		SRB	GC NV Racing		Dallara F320 Spiess	1:29.543	173.9
4	17:16:26.050	6:26.050	212	Paolo Brajnik		SRB	GC NV Racing		Dallara F320 Spiess	1:29.142	174.7
6	17:19:24.144	9:24.144	212	Paolo Brajnik		SRB	GC NV Racing		Dallara F320 Spiess	1:28.920	175.1
4	17:19:31.870	9:31.870	5	Charlie Wurz		AUT	CryptoTower Racing Team		Dallara F320 Spiess	1:28.855	175.2
4	17:20:21.497	10:21.497	19	Noel Leon		MEX	Team Motopark		Dallara F320 Spiess	1:27.169	178.6
5	17:20:33.655	10:33.655	23	Bryce Aron		USA	Team Motopark		Dallara F320 Spiess	1:26.661	179.7
5	17:21:47.454	11:47.454	19	Noel Leon		MEX	Team Motopark		Dallara F320 Spiess	1:25.957	181.1
7	17:24:33.204	14:33.204	69	Joshua Dufek		CHE	CryptoTower Racing Team		Dallara F320 Spiess	1:25.598	181.9
8	17:26:07.864	16:07.864	19	Noel Leon		MEX	Team Motopark		Dallara F320 Spiess	1:25.390	182.3
13	17:36:59.922	26:59.922	19	Noel Leon		MEX	Team Motopark		Dallara F320 Spiess	1:25.047	183.1
18	17:47:39.726	37:39.726	19	Noel Leon		MEX	Team Motopark		Dallara F320 Spiess	1:24.509	184.2
20	17:50:28.545	40:28.545	19	Noel Leon		MEX	Team Motopark		Dallara F320 Spiess	1:24.239	184.8



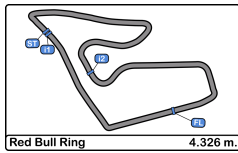


Red Bull Ring
Euroformula Open
Free Practice - 1
Event Best Maximum Speed



N°	Driver	Nat	Cat	Clas	Team	Nat	Vehicle	Km/h	Session
84	Francesco Simonazzi		ITA		BVM Racing		Dallara F320 Spiess	220.4	Free Practice - 1
69	Joshua Dufek		CHE		CryptoTower Racing Team		Dallara F320 Spiess	220.4	Free Practice - 1
19	Noel Leon		MEX		Team Motopark		Dallara F320 Spiess	220.4	Free Practice - 1
23	Bryce Aron		USA		Team Motopark		Dallara F320 Spiess	219.0	Free Practice - 1
73	Cian Shields		GBR		Team Motopark		Dallara F320 Spiess	219.0	Free Practice - 1
7	Vladimir Netusil		CZE	GC 1	Effective Racing		Dallara F320 HWA	219.0	Free Practice - 1
26	Jakob Bergmeister		DEU	R 1	Team Motopark		Dallara F320 Spiess	219.0	Free Practice - 1
5	Charlie Wurz		AUT		CryptoTower Racing Team		Dallara F320 Spiess	218.1	Free Practice - 1
212	Paolo Brajnik		SRB	GC 2	NV Racing		Dallara F320 Spiess	217.3	Free Practice - 1





Red Bull Ring
Euroformula Open
Free Practice - 1
Pit Stop Analysis



5 Charlie Wurz Dallara F320 Spiess
CryptoTower Racing Team

N°	In Day Time	In Time	Out Time	Pit Time	T. Pit Time	Handicap	Diff.
1	17:12:20.012	17:12:20.012	17:14:53.475	2:33.463	2:33.463		
2	17:32:37.215	17:32:37.215	17:36:44.072	4:06.857	6:40.320		

7 Vladimir Netusil Dallara F320 HWA
GC Effective Racing

N°	In Day Time	In Time	Out Time	Pit Time	T. Pit Time	Handicap	Diff.
1	17:13:55.367	17:13:55.367	17:15:13.073	1:17.706	1:17.706		
2	17:25:41.753	17:25:41.753	17:30:21.375	4:39.622	5:57.328		
3	17:42:10.061	17:42:10.061	17:45:38.687	3:28.626	9:25.954		
4	17:47:10.247	17:47:10.247	17:49:07.884	1:57.637	11:23.591		

19 Noel Leon Dallara F320 Spiess
Team Motopark

N°	In Day Time	In Time	Out Time	Pit Time	T. Pit Time	Handicap	Diff.
1	17:12:11.393	17:12:11.393	17:15:12.154	3:00.761	3:00.761		
2	17:16:46.931	17:16:46.931	17:17:23.285	36.354	3:37.115		
3	17:27:45.815	17:27:45.815	17:31:07.701	3:21.886	6:59.001		
4	17:38:27.794	17:38:27.794	17:41:50.328	3:22.534	10:21.535		

23 Bryce Aron Dallara F320 Spiess
Team Motopark

N°	In Day Time	In Time	Out Time	Pit Time	T. Pit Time	Handicap	Diff.
1	17:12:05.656	17:12:05.656	17:14:35.484	2:29.828	2:29.828		
2	17:29:12.141	17:29:12.141	17:30:30.160	1:18.019	3:47.847		
3	17:33:37.257	17:33:37.257	17:34:11.750	34.493	4:22.340		
4	17:35:41.248	17:35:41.248	17:37:24.805	1:43.557	6:05.897		
5	17:38:57.928	17:38:57.928	17:39:31.666	33.738	6:39.635		

26 Jakob Bergmeister Dallara F320 Spiess
Rookie Team Motopark

N°	In Day Time	In Time	Out Time	Pit Time	T. Pit Time	Handicap	Diff.
1	17:12:17.871	17:12:17.871	17:15:24.924	3:07.053	3:07.053		
2	17:29:05.061	17:29:05.061	17:29:40.172	35.111	3:42.164		
3	17:31:18.686	17:31:18.686	17:37:49.405	6:30.719	10:12.883		

69 Joshua Dufek Dallara F320 Spiess
CryptoTower Racing Team

N°	In Day Time	In Time	Out Time	Pit Time	T. Pit Time	Handicap	Diff.
1	17:12:14.922	17:12:14.922	17:15:39.910	3:24.988	3:24.988		
2	17:33:31.050	17:33:31.050	17:35:23.488	1:52.438	5:17.426		
3	17:36:54.034	17:36:54.034	17:39:36.187	2:42.153	7:59.579		

73 Cian Shields Dallara F320 Spiess
Team Motopark

N°	In Day Time	In Time	Out Time	Pit Time	T. Pit Time	Handicap	Diff.
1	17:12:13.468	17:12:13.468	17:15:22.750	3:09.282	3:09.282		
2	17:33:13.208	17:33:13.208	17:37:34.452	4:21.244	7:30.526		

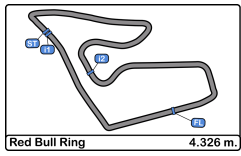
84 Francesco Simonazzi Dallara F320 Spiess
BVM Racing

N°	In Day Time	In Time	Out Time	Pit Time	T. Pit Time	Handicap	Diff.
1	17:23:30.306	17:23:30.306	17:35:02.755	11:32.449	11:32.449		

212 Paolo Brajnjk Dallara F320 Spiess
GC NV Racing

N°	In Day Time	In Time	Out Time	Pit Time	T. Pit Time	Handicap	Diff.
1	17:26:55.458	17:26:55.458	17:35:17.470	8:22.012	8:22.012		

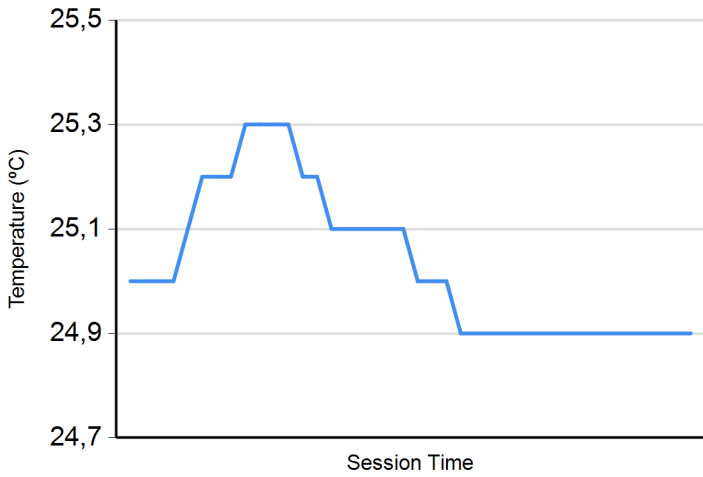




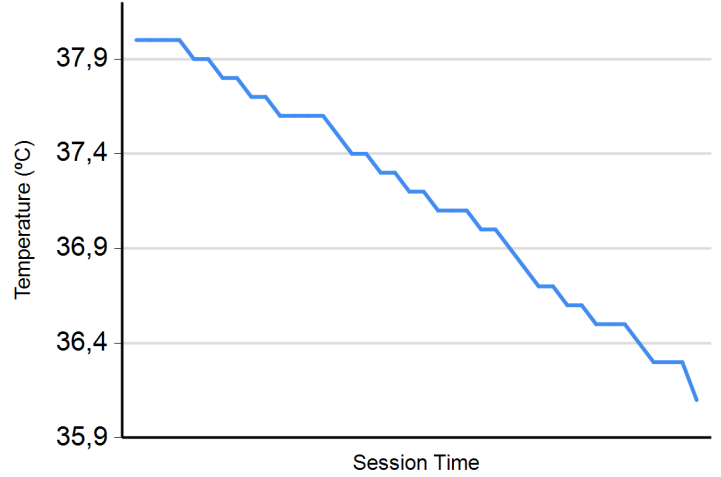
Red Bull Ring
Euroformula Open
Free Practice - 1
Weather Report



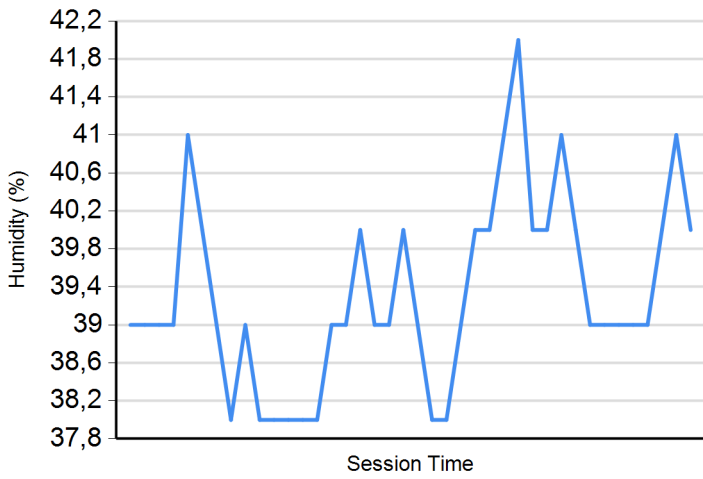
Air Temperature



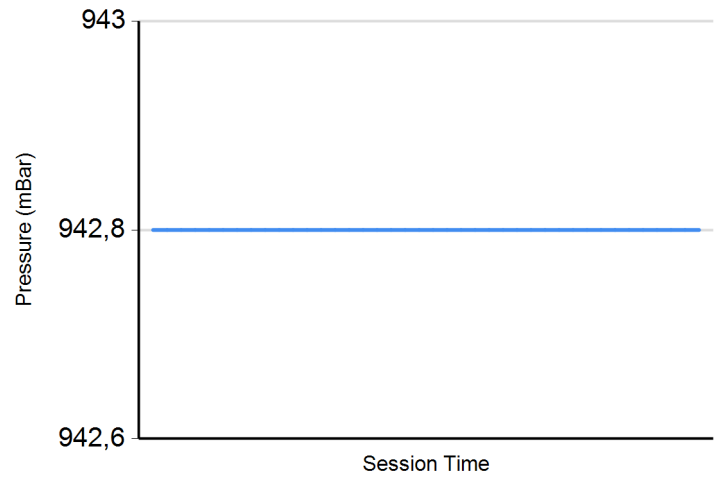
Track Temperature



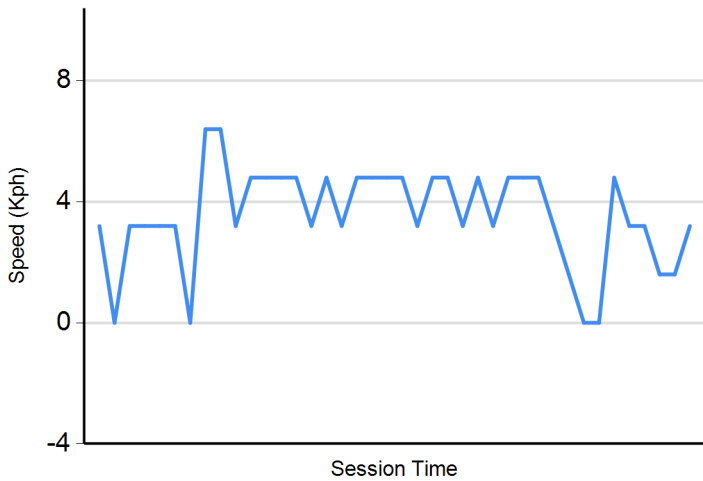
Humidity



Pressure



Wind Speed



Wind direction

North = 0°/360° Est = 90° South = 180° West = 270°

