

Red Bull Ring
Euroformula Open
Free Practice - 2
Provisional Results



Clas	Nº	Driver	Nat	Cat	Clas	Team	Nat	Vehicle	Laps	Best	Time	Gap	Interval	Km/h
1	19	Noel Leon	MEX			Team Motopark	DEU	Dallara F320 Spiess	11	10	1:23.396			186.7
2	69	Joshua Dufek	CHE			CryptoTower Racing Team	JPN	Dallara F320 Spiess	13	12	1:24.054	0.658	0.658	185.2
3	84	Francesco Simonazzi	ITA			BVM Racing	ITA	Dallara F320 Spiess	12	8	1:24.203	0.807	0.149	184.9
4	5	Charlie Wurz	AUT			CryptoTower Racing Team	JPN	Dallara F320 Spiess	12	9	1:24.277	0.881	0.074	184.7
5	23	Bryce Aron	USA			Team Motopark	DEU	Dallara F320 Spiess	13	4	1:25.044	1.648	0.767	183.1
6	26	Jakob Bergmeister	DEU	R	1	Team Motopark	DEU	Dallara F320 Spiess	15	13	1:25.138	1.742	0.094	182.9
7	7	Vladimir Netusil	CZE	GC	1	Effective Racing	CZE	Dallara F320 HWA	13	11	1:25.416	2.020	0.278	182.3
8	212	Paolo Brajnik	SRB	GC	2	NV Racing	SRB	Dallara F320 Spiess	12	11	1:26.680	3.284	1.264	179.6
9	73	Cian Shields	GBR			Team Motopark	DEU	Dallara F320 Spiess	11	6	1:27.894	4.498	1.214	177.1

*** PENALTIES**

CAR 73 TIME 2:11.963 DELETED TRACK LIMITS AT T 6

CAR 5 TIME 1:25.832 DELETED TRACK LIMITS AT T 9

CAR 69 TIME 1:25.300 DELETED TRACK LIMITS AT T 6

CAR 84 TIME 1:24.735 DELETED TRACK LIMITS AT T 6

CAR 5 TIME 1:24.378 DELETED TRACK LIMITS AT T 9

CAR 26 TIME 1:26.137 DELETED TRACK LIMITS AT T 9

CAR 19 TIME 1:25.780 DELETED TRACK LIMITS AT T 6

CAR 26 TIME 1:25.639 DELETED TRACK LIMITS AT T 9

CAR 5 AND CAR 26 BE CAREFUL TRACK LIMITS T9

CAR 23 TIME 1:24.522 DELETED TRACK LIMITS AT T 6

CAR 26 TIME 1:25.929 DELETED TRACK LIMITS AT T 9

ALL BEST LAPS AFTER 3 TRACK LIMITS WILL BE DELETED AFTER THE SESSION

CAR 73 TIME 1:25.378 DELETED TRACK LIMITS AT T 9

CAR 212 TIME 3:04.654 DELETED TRACK LIMITS AT T 9

CAR 23 TIME 1:24.009 DELETED TRACK LIMITS AT T 9

CAR 212 TIME 1:26.958 DELETED TRACK LIMITS AT T 9

CAR 26 TIME 1:25.485 DELETED TRACK LIMITS AT T 6

CAR 23 TIME 1:23.645 DELETED TRACK LIMITS AT T 6

CAR 73 TIME 1:25.226 DELETED TRACK LIMITS AT T 6

Published at:.....


Track Temp: 18.3 °C Air Temp: 12.8 °C Humidity: 81 % Track Status: DRY

Race Director:

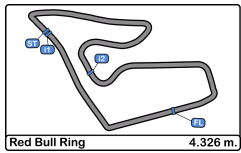
Neus Santamaría Sanromà

DPB-0819-ESP/CAT

Timekeeper:


 Luis Garcia
 JOB-1605-ESP/M





Red Bull Ring
Euroformula Open
Free Practice - 2
Provisional Results by Category



Rookie												
Clas	Nº	Driver	Nat	Cat	Clas	Team	Nat	Vehicle	Laps	Best	Time	Gap Interval Km/h
1	26	Jakob Bergmeister		R	1	Team Motopark		Dallara F320 Spiess	15	13	1:25.138	

GC												
Clas	Nº	Driver	Nat	Cat	Clas	Team	Nat	Vehicle	Laps	Best	Time	Gap Interval Km/h
1	7	Vladimir Netusil		GC	1	Effective Racing		Dallara F320 HWA	13	11	1:25.416	
2	212	Paolo Brajnik		GC	2	NV Racing		Dallara F320 Spiess	12	11	1:26.680	1.264 1.264 179.6

Clas	Nº	Driver	Nat	Cat	Clas	Team	Nat	Vehicle	Laps	Best	Time	Gap Interval Km/h
1	19	Noel Leon				Team Motopark		Dallara F320 Spiess	11	10	1:23.396	
2	69	Joshua Dufek				CryptoTower Racing Team		Dallara F320 Spiess	13	12	1:24.054	0.658 0.658 185.2
3	84	Francesco Simonazzi				BVM Racing		Dallara F320 Spiess	12	8	1:24.203	0.807 0.149 184.9
4	5	Charlie Wurz				CryptoTower Racing Team		Dallara F320 Spiess	12	9	1:24.277	0.881 0.074 184.7
5	23	Bryce Aron				Team Motopark		Dallara F320 Spiess	13	4	1:25.044	1.648 0.767 183.1
6	73	Cian Shields				Team Motopark		Dallara F320 Spiess	11	6	1:27.894	4.498 2.850 177.1

*** PENALTIES**

- CAR 73 TIME 2:11.963 DELETED TRACK LIMITS AT T 6
- CAR 5 TIME 1:25.832 DELETED TRACK LIMITS AT T 9
- CAR 69 TIME 1:25.300 DELETED TRACK LIMITS AT T 6
- CAR 84 TIME 1:24.735 DELETED TRACK LIMITS AT T 6
- CAR 5 TIME 1:24.378 DELETED TRACK LIMITS AT T 9
- CAR 26 TIME 1:26.137 DELETED TRACK LIMITS AT T 9
- CAR 19 TIME 1:25.780 DELETED TRACK LIMITS AT T 6
- CAR 26 TIME 1:25.639 DELETED TRACK LIMITS AT T 9
- CAR 5 AND CAR 26 BE CAREFUL TRACK LIMITS T9
- CAR 23 TIME 1:24.522 DELETED TRACK LIMITS AT T 6
- CAR 26 TIME 1:25.929 DELETED TRACK LIMITS AT T 9
- ALL BEST LAPS AFTER 3 TRACK LIMITS WILL BE DELETED AFTER THE SESSION
- CAR 73 TIME 1:25.378 DELETED TRACK LIMITS AT T 9
- CAR 212 TIME 3:04.654 DELETED TRACK LIMITS AT T 9
- CAR 23 TIME 1:24.009 DELETED TRACK LIMITS AT T 9
- CAR 212 TIME 1:26.958 DELETED TRACK LIMITS AT T 9
- CAR 26 TIME 1:25.485 DELETED TRACK LIMITS AT T 6
- CAR 23 TIME 1:23.645 DELETED TRACK LIMITS AT T 6
- CAR 73 TIME 1:25.226 DELETED TRACK LIMITS AT T 6

Published at:.....

Track Temp: 18.3 °C Air Temp: 12.8 °C Humidity: 81 % Track Status: DRY

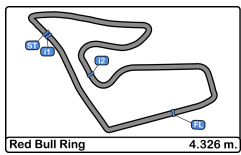
Race Director:

Neus Santamaría Sanromà
 DPB-0819-ESP/CAT

Timekeeper:

Luis Garcia
 JOB-1605-ESP/M





Red Bull Ring
Euroformula Open
Free Practice - 2
Lap Analysis



5 Charlie Wurz Dallara F320 Spiess **23** Bryce Aron Dallara F320 Spiess

CryptoTower Racing Team

Team Motopark

Lap	D	Time	Sector 1	Sector 2	Sector 3	T. Spd	Elapsed	Lap	D	Time	Sector 1	Sector 2	Sector 3	T. Spd	Elapsed
1		8:49:12.346	8:47:58.575	44.232	29.539	187.1	8:49:12.346	1		8:49:15.531 P	8:47:51.142	44.076	40.313	191.8	8:49:15.531
2		1:32.281	24.343	40.696	27.242	200.3	8:50:44.627	2		2:13.276	1:05.733	40.832	26.711	196.7	8:51:28.807
3		1:29.057	22.950	39.122	26.985	208.4	8:52:13.684	3		1:26.214	22.491	38.451	25.272	219.5	8:52:55.021
4		1:25.832	22.237	38.459	25.136	220.4	8:53:39.516	4		1:25.044	22.031	37.877	25.136	220.8	8:54:20.065
5		1:27.766	23.136	39.465	25.165	219.0	8:55:07.282	5		1:25.879	22.069	38.608	25.202	220.4	8:55:45.944
6		1:24.689	22.116	37.704	24.869	220.4	8:56:31.971	6		1:32.000 P	22.000	37.768	32.232	220.8	8:57:17.944
7		1:24.346	21.999	37.534	24.813	220.4	8:57:56.317	7		3:42.145	2:33.967	41.531	26.647	194.9	9:01:00.089
8		1:24.378	21.946	37.505	24.927	221.3	8:59:20.695	8		1:26.969	22.839	38.911	25.219	206.5	9:02:27.058
9		1:24.277	21.900	37.357	25.020	221.7	9:00:44.972	9		1:24.522	21.978	37.649	24.895	221.3	9:03:51.580
10		1:24.126	21.987	37.400	24.739	221.3	9:02:09.098	10		1:24.000	21.817	37.523	24.669	222.6	9:05:15.589
11		1:32.022 P	21.893	37.813	32.316	221.7	9:03:41.120	11		1:23.645	21.792	37.311	24.542	223.6	9:06:39.234
12		3:30.067 P	2:13.637	41.817	34.613	153.1	9:07:11.187	12		1:23.555	21.749	37.209	24.597	224.0	9:08:02.789
								13		1:32.001 P	22.345	37.730	31.926	224.0	9:09:34.790

7 Vladimir Netusil Dallara F320 HWA **26** Jakob Bergmeister Dallara F320 Spiess

GC

Effective Racing

Rookie

Team Motopark

Lap	D	Time	Sector 1	Sector 2	Sector 3	T. Spd	Elapsed	Lap	D	Time	Sector 1	Sector 2	Sector 3	T. Spd	Elapsed
1		8:49:30.385	8:48:12.896	48.522	28.967	167.7	8:49:30.385	1		8:49:07.397	8:47:54.497	44.106	28.794	189.1	8:49:07.397
2		1:31.790	23.841	40.864	27.085	218.1	8:51:02.175	2		1:32.639	23.999	41.088	27.552	203.7	8:50:40.036
3		1:28.720	22.913	39.327	26.480	219.5	8:52:30.895	3		1:28.455	22.809	39.161	26.485	218.6	8:52:08.491
4		1:34.514 P	22.723	38.838	32.953	219.9	8:54:05.409	4		1:33.914	22.513	45.077	26.324	220.8	8:53:42.405
5		4:16.211	3:06.155	42.832	27.224	197.4	8:58:21.620	5		1:27.362	22.348	38.838	26.176	220.8	8:55:09.767
6		1:28.018	22.978	39.248	25.792	221.7	8:59:49.638	6		1:26.792	22.390	38.251	26.151	221.7	8:56:36.559
7		1:26.205	22.486	38.151	25.568	220.8	9:01:15.843	7		1:26.419	22.331	38.196	25.892	219.9	8:58:02.978
8		1:26.014	22.405	38.113	25.496	220.8	9:02:41.857	8		1:26.137	22.267	37.960	25.910	220.4	8:59:29.115
9		1:25.636	22.384	38.011	25.241	220.8	9:04:07.493	9		1:25.836	22.299	37.896	25.641	221.7	9:00:54.951
10		1:25.572	22.320	38.031	25.221	219.9	9:05:33.065	10		1:25.639	22.121	37.794	25.724	221.7	9:02:20.590
11		1:25.416	22.274	37.927	25.215	221.7	9:06:58.481	11		1:25.929	22.226	37.807	25.896	221.7	9:03:46.519
12		1:25.671	22.327	38.016	25.328	222.2	9:08:24.152	12		1:25.485	22.181	37.869	25.435	221.7	9:05:12.004
13		1:38.359 P	22.934	39.533	35.892	220.4	9:10:02.511	13		1:25.138	22.046	37.743	25.349	222.6	9:06:37.142
								14		1:25.046	21.997	37.788	25.261	222.6	9:08:02.188
								15		1:38.889 P	22.272	39.721	36.896	221.7	9:09:41.077

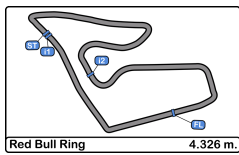
19 Noel Leon Dallara F320 Spiess **69** Joshua Dufek Dallara F320 Spiess

Team Motopark

CryptoTower Racing Team

Lap	D	Time	Sector 1	Sector 2	Sector 3	T. Spd	Elapsed	Lap	D	Time	Sector 1	Sector 2	Sector 3	T. Spd	Elapsed
1		8:49:06.728 P	8:47:47.807	44.118	34.803	179.4	8:49:06.728	1		8:49:25.545	8:48:07.993	47.715	29.837	169.2	8:49:25.545
2		2:02.288	50.937	41.421	29.930	208.4	8:51:09.016	2		1:34.333	25.716	42.102	26.515	172.5	8:50:59.878
3		1:36.563 P	23.191	39.582	33.790	219.0	8:52:45.579	3		1:26.861	22.529	38.613	25.719	218.6	8:52:26.739
4		2:01.785 P	49.416	39.145	33.224	218.1	8:54:47.364	4		1:25.798	22.191	38.193	25.414	220.4	8:53:52.537
5		4:32.245	3:21.588	42.537	28.120	199.2	8:59:19.609	5		1:25.300	22.068	38.116	25.116	220.4	8:55:17.837
6		1:29.581	24.407	39.247	25.927	211.7	9:00:49.190	6		1:32.243 P	22.002	37.957	32.284	220.4	8:56:50.080
7		1:25.780	22.310	38.286	25.184	221.3	9:02:14.970	7		3:35.990	2:23.336	43.999	28.655	186.8	9:00:26.070
8		1:24.233	21.982	37.530	24.721	222.2	9:03:39.203	8		1:31.516	24.501	40.992	26.023	198.5	9:01:57.586
9		1:23.707	21.855	37.259	24.593	221.7	9:05:02.910	9		1:25.098	22.139	38.003	24.956	219.9	9:03:22.684
10		1:23.396	21.735	37.168	24.493	222.6	9:06:26.306	10		1:24.257	21.954	37.550	24.753	221.3	9:04:46.941
11		1:33.256 P	21.727	38.646	32.883	223.1	9:07:59.562	11		1:24.147	21.770	37.813	24.564	223.1	9:06:11.088
								12		1:24.054	21.937	37.455	24.662	224.0	9:07:35.142
								13		1:34.059 P	23.240	37.702	33.117	222.2	9:09:09.201





Red Bull Ring
Euroformula Open
Free Practice - 2
Lap Analysis



73

Cian Shields

Dallara F320 Spiess

Team Motopark

Lap	D	Time	Sector 1	Sector 2	Sector 3	T. Spd	Elapsed
1		8:49:10.219 P	8:47:49.484	44.100	36.635	180.9	8:49:10.219
2		2:44.963 P	59.918	39.946	32.099	215.5	8:51:22.182
3		2:34.580 P	1:23.515	39.214	31.851	208.8	8:53:56.762
4		4:21.665	3:10.195	42.948	28.522	212.1	8:58:18.427
5		1:35.314	24.155	44.315	26.844	197.8	8:59:53.741
6		1:27.894	22.873	39.194	25.827	214.2	9:01:21.635
7		4:26.246	22.191	38.312	25.743	219.9	9:02:47.881
8		4:25.378	22.150	37.916	25.312	221.3	9:04:13.259
9		1:29.379	22.157	40.458	26.764	221.3	9:05:42.638
10		4:26.226	22.130	37.848	25.248	221.3	9:07:07.864
11		1:31.227 P	21.982	37.797	31.448	221.3	9:08:39.091

84

Francesco Simonazzi

Dallara F320 Spiess

BVM Racing

Lap	D	Time	Sector 1	Sector 2	Sector 3	T. Spd	Elapsed
1		8:48:58.499	8:47:47.078	43.257	28.164	163.1	8:48:58.499
2		1:40.902 P	25.388	41.142	34.372	190.1	8:50:39.401
3		2:18.580	1:12.310	40.180	26.090	216.4	8:52:57.981
4		1:25.999	22.341	38.391	25.267	220.8	8:54:23.980
5		1:25.398	22.098	38.250	25.050	221.3	8:55:49.378
6		4:24.735	21.956	37.974	24.805	222.2	8:57:14.113
7		1:24.606	21.904	37.857	24.845	221.3	8:58:38.719
8		1:24.203	21.890	37.638	24.675	222.2	9:00:02.922
9		1:34.732 P	21.781	37.641	35.310	223.1	9:01:37.654
10		4:32.398	3:28.538	38.117	25.743	219.9	9:06:10.052
11		1:24.317	21.900	37.459	24.958	223.6	9:07:34.369
12		1:30.788 P	22.350	37.929	30.509	220.8	9:09:05.157

212

Paolo Brajnik

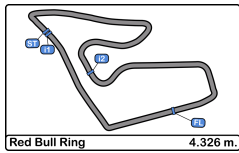
Dallara F320 Spiess

GC

NV Racing

Lap	D	Time	Sector 1	Sector 2	Sector 3	T. Spd	Elapsed
1		8:49:03.897	8:47:47.542	47.260	29.095	147.3	8:49:03.897
2		1:47.770 P	24.209	41.902	41.659	206.1	8:50:51.667
3		2:42.017	1:34.280	40.833	26.904	215.1	8:53:33.684
4		2:00.322	23.023	1:09.814	27.485	217.7	8:55:34.006
5		1:28.710	22.996	39.413	26.301	217.7	8:57:02.716
6		1:27.301	22.612	38.971	25.718	219.5	8:58:30.017
7		1:26.722	22.410	38.660	25.652	219.5	8:59:56.739
8		1:39.212 P	22.328	38.866	38.018	220.4	9:01:35.951
9		3:04.654	1:59.129	39.451	26.074	216.8	9:04:40.605
10		4:26.958	22.470	38.739	25.749	218.1	9:06:07.563
11		1:26.680	22.459	38.674	25.547	218.1	9:07:34.243
12		1:44.542 P	25.523	41.370	37.649	207.6	9:09:18.785



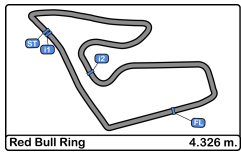


Red Bull Ring
Euroformula Open
Free Practice - 2
Best Sectors Results



Sector - 1			Sector - 2			Sector - 3			Ideal Lap vs Best Lap						
Clas	Nº	Driver	Time	Nº	Driver	Time	Nº	Driver	Time	Clas	Nº	Driver	Ideal Lap	Best Lap	Clas
1	19	Noel Leon	21.727	19	Noel Leon	37.168	19	Noel Leon	24.493	1	19	Noel Leon	1:23.388	1:23.396	1
2	23	Bryce Aron	21.749	23	Bryce Aron	37.209	23	Bryce Aron	24.542	2	23	Bryce Aron	1:23.500	1:25.044	5
3	69	Joshua Dufek	21.770	5	Charlie Wurz	37.357	69	Joshua Dufek	24.564	3	69	Joshua Dufek	1:23.789	1:24.054	2
4	84	Francesco Simonazzi	21.781	69	Joshua Dufek	37.455	84	Francesco Simonazzi	24.675	4	84	Francesco Simonazzi	1:23.915	1:24.203	3
5	5	Charlie Wurz	21.893	84	Francesco Simonazzi	37.459	5	Charlie Wurz	24.739	5	5	Charlie Wurz	1:23.989	1:24.277	4
6	73	Cian Shields	21.982	26	Jakob Bergmeister	37.743	7	Vladimir Netusil	25.215	6	26	Jakob Bergmeister	1:25.001	1:25.138	6
7	26	Jakob Bergmeister	21.997	73	Cian Shields	37.797	73	Cian Shields	25.248	7	73	Cian Shields	1:25.027	1:27.894	9
8	7	Vladimir Netusil	22.274	7	Vladimir Netusil	37.927	26	Jakob Bergmeister	25.261	8	7	Vladimir Netusil	1:25.416	1:25.416	7
9	21	Paolo Brajnik	22.328	212	Paolo Brajnik	38.660	212	Paolo Brajnik	25.547	9	212	Paolo Brajnik	1:26.535	1:26.680	8



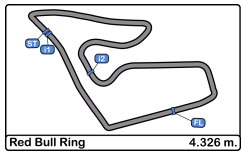


Red Bull Ring
Euroformula Open
Free Practice - 2
Best 5 Lap Times



Cls	N°	Driver	Nat	Cat	Cls	Team	Nat	Vehicle	Best 1		Best 2		Best 3		Best 4		Best 5	
									Time	Lap	Time	Lap	Time	Lap	Time	Lap	Time	Lap
1	19	Noel Leon				Team Motopark		Dallara F320 Spiess	1:23.396	10	1:23.707	9	1:24.233	8	1:29.581	6	1:33.256	11
2	69	Joshua Dufek				CryptoTower Racing		Dallara F320 Spiess	1:24.054	12	1:24.147	11	1:24.257	10	1:25.098	9	1:25.798	4
3	84	Francesco Simonazzi				BVM Racing		Dallara F320 Spiess	1:24.203	8	1:24.317	11	1:24.606	7	1:25.398	5	1:25.999	4
4	5	Charlie Wurz				CryptoTower Racing		Dallara F320 Spiess	1:24.277	9	1:24.346	7	1:24.689	6	1:27.766	5	1:29.057	3
5	23	Bryce Aron				Team Motopark		Dallara F320 Spiess	1:25.044	4	1:25.879	5	1:26.214	3	1:26.969	8	1:32.000	6
6	26	Jakob Bergmeister		R	1	Team Motopark		Dallara F320 Spiess	1:25.138	13	1:25.836	9	1:26.419	7	1:26.792	6	1:27.362	5
7	7	Vladimir Netusil		GC	1	Effective Racing		Dallara F320 HWA	1:25.416	11	1:25.572	10	1:25.636	9	1:25.671	12	1:26.014	8
8	212	Paolo Brajnik		GC	2	NV Racing		Dallara F320 Spiess	1:26.680	11	1:26.722	7	1:27.301	6	1:28.710	5	1:39.212	8
9	73	Cian Shields				Team Motopark		Dallara F320 Spiess	1:27.894	6	1:29.379	9	1:31.227	11	1:35.314	5	2:34.580	3



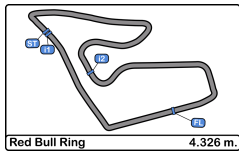


Red Bull Ring
Euroformula Open
Free Practice - 2
Best 5 Top Speeds



Clas	Nº	Driver	Nat	Cat	Cls	Team	Nat	Vehicle	Top 1		Top 2		Top 3		Top 4		Top 5		Avg		
									Km/h	Lap	Km/h	Lap	Km/h	Lap	Km/h	Lap	Km/h	Lap			
1	23	Bryce Aron		USA		Team Motopark		DEU	Dallara F320 Spiess	224.0	12	224.0	13	223.6	11	222.6	10	221.3	9	223.1	
2	69	Joshua Dufek		CHE		CryptoTower Racing Team		JPN	Dallara F320 Spiess	224.0	12	223.1	11	222.2	13	221.3	10	220.4	4	222.2	
3	84	Francesco Simonazzi		ITA		BVM Racing		ITA	Dallara F320 Spiess	223.6	11	223.1	9	222.2	6	222.2	8	221.3	5	222.4	
4	19	Noel Leon		MEX		Team Motopark		DEU	Dallara F320 Spiess	223.1	11	222.6	10	222.2	8	221.7	9	221.3	7	222.2	
5	26	Jakob Bergmeister		DEU	R	1	Team Motopark		DEU	Dallara F320 Spiess	222.6	13	222.6	14	221.7	6	221.7	9	221.7	10	222.1
6	7	Vladimir Netusil		CZE	GC	1	Effective Racing		CZE	Dallara F320 HWA	222.2	12	221.7	6	221.7	11	220.8	7	220.8	8	221.4
7	5	Charlie Wurz		AUT		CryptoTower Racing Team		JPN	Dallara F320 Spiess	221.7	9	221.7	11	221.3	8	221.3	10	220.4	4	221.3	
8	73	Cian Shields		GBR		Team Motopark		DEU	Dallara F320 Spiess	221.3	8	221.3	9	221.3	10	221.3	11	219.9	7	221.0	
9	212	Paolo Brajnik		SRB	GC	2	NV Racing		SRB	Dallara F320 Spiess	220.4	8	219.5	6	219.5	7	218.1	10	218.1	11	219.1



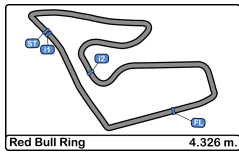


Red Bull Ring
Euroformula Open
Free Practice - 2
Fastest Laps Sequence



Lap	Time of Day	Session Time	Nº Driver	Nat	Cat	Team	Nat	Vehicle	Time	Km/h
2	8:50:39.401	3:39.401	84 Francesco Simonazzi	ITA		BVM Racing	ITA	Dallara F320 Spiess	1:40.902	154.3
2	8:50:40.036	3:40.036	26 Jakob Bergmeister	DEU	R	Team Motopark	DEU	Dallara F320 Spiess	1:32.639	168.1
2	8:50:44.627	3:44.627	5 Charlie Wurz	AUT		CryptoTower Racing Team	JPN	Dallara F320 Spiess	1:32.281	168.7
2	8:51:02.175	4:02.175	7 Vladimir Netusil	CZE		GC Effective Racing	CZE	Dallara F320 HWA	1:31.790	169.6
3	8:52:08.491	5:08.491	26 Jakob Bergmeister	DEU	R	Team Motopark	DEU	Dallara F320 Spiess	1:28.455	176.0
3	8:52:26.739	5:26.739	69 Joshua Dufek	CHE		CryptoTower Racing Team	JPN	Dallara F320 Spiess	1:26.861	179.2
3	8:52:55.021	5:55.021	23 Bryce Aron	USA		Team Motopark	DEU	Dallara F320 Spiess	1:26.214	180.6
4	8:53:52.537	6:52.537	69 Joshua Dufek	CHE		CryptoTower Racing Team	JPN	Dallara F320 Spiess	1:25.798	181.5
4	8:54:20.065	7:20.065	23 Bryce Aron	USA		Team Motopark	DEU	Dallara F320 Spiess	1:25.044	183.1
6	8:56:31.971	9:31.971	5 Charlie Wurz	AUT		CryptoTower Racing Team	JPN	Dallara F320 Spiess	1:24.689	183.8
7	8:57:56.317	10:56.317	5 Charlie Wurz	AUT		CryptoTower Racing Team	JPN	Dallara F320 Spiess	1:24.346	184.6
8	9:00:02.922	13:02.922	84 Francesco Simonazzi	ITA		BVM Racing	ITA	Dallara F320 Spiess	1:24.203	184.9
9	9:05:02.910	18:02.910	19 Noel Leon	MEX		Team Motopark	DEU	Dallara F320 Spiess	1:23.707	186.0
10	9:06:26.306	19:26.306	19 Noel Leon	MEX		Team Motopark	DEU	Dallara F320 Spiess	1:23.396	186.7



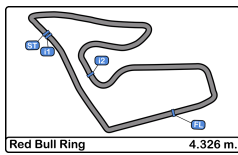


Red Bull Ring
Euroformula Open
Free Practice - 2
Event Best Maximum Speed



N°	Driver	Nat	Cat	Clas	Team	Nat	Vehicle	Km/h	Session
69	Joshua Dufek	CHE			CryptoTower Racing Team	JPN	Dallara F320 Spiess	224.0	Free Practice - 2
23	Bryce Aron	USA			Team Motopark	DEU	Dallara F320 Spiess	224.0	Free Practice - 2
84	Francesco Simonazzi	ITA			BVM Racing	ITA	Dallara F320 Spiess	223.6	Free Practice - 2
19	Noel Leon	MEX			Team Motopark	DEU	Dallara F320 Spiess	223.1	Free Practice - 2
26	Jakob Bergmeister	DEU	R	1	Team Motopark	DEU	Dallara F320 Spiess	222.6	Free Practice - 2
7	Vladimir Netusil	CZE	GC	1	Effective Racing	CZE	Dallara F320 HWA	222.2	Free Practice - 2
5	Charlie Wurz	AUT			CryptoTower Racing Team	JPN	Dallara F320 Spiess	221.7	Free Practice - 2
73	Cian Shields	GBR			Team Motopark	DEU	Dallara F320 Spiess	221.3	Free Practice - 2
212	Paolo Brajnik	SRB	GC	2	NV Racing	SRB	Dallara F320 Spiess	220.4	Free Practice - 2





Red Bull Ring
Euroformula Open
Free Practice - 2
Pit Stop Analysis



5 Charlie Wurz Dallara F320 Spiess
 CryptoTower Racing Team

N°	In Day Time	In Time	Out Time	Pit Time	T. Pit Time	Handicap	Diff.
1	9:03:35.264	9:03:35.264	9:05:31.168	1:55.904	1:55.904		

7 Vladimir Netusil Dallara F320 HWA
 GC Effective Racing

N°	In Day Time	In Time	Out Time	Pit Time	T. Pit Time	Handicap	Diff.
1	8:54:00.343	8:54:00.343	8:56:46.823	2:46.480	2:46.480		

19 Noel Leon Dallara F320 Spiess
 Team Motopark

N°	In Day Time	In Time	Out Time	Pit Time	T. Pit Time	Handicap	Diff.
1	8:49:01.512	8:49:01.512	8:49:36.720	35.208	35.208		
2	8:52:39.530	8:52:39.530	8:53:14.419	34.889	1:10.097		
3	8:54:41.169	8:54:41.169	8:57:44.893	3:03.724	4:13.821		

23 Bryce Aron Dallara F320 Spiess
 Team Motopark

N°	In Day Time	In Time	Out Time	Pit Time	T. Pit Time	Handicap	Diff.
1	8:49:09.467	8:49:09.467	8:50:00.189	50.722	50.722		
2	8:57:13.115	8:57:13.115	8:59:28.153	2:15.038	3:05.760		

69 Joshua Dufek Dallara F320 Spiess
 CryptoTower Racing Team

N°	In Day Time	In Time	Out Time	Pit Time	T. Pit Time	Handicap	Diff.
1	8:56:44.698	8:56:44.698	8:58:49.248	2:04.550	2:04.550		

73 Cian Shields Dallara F320 Spiess
 Team Motopark

N°	In Day Time	In Time	Out Time	Pit Time	T. Pit Time	Handicap	Diff.
1	8:49:04.944	8:49:04.944	8:49:49.274	44.330	44.330		
2	8:51:17.217	8:51:17.217	8:52:22.690	1:05.473	1:49.803		
3	8:53:51.513	8:53:51.513	8:56:43.459	2:51.946	4:41.749		

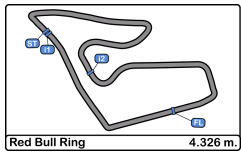
84 Francesco Simonazzi Dallara F320 Spiess
 BVM Racing

N°	In Day Time	In Time	Out Time	Pit Time	T. Pit Time	Handicap	Diff.
1	8:50:34.716	8:50:34.716	8:51:29.552	54.836	54.836		
2	9:01:32.398	9:01:32.398	9:04:44.824	3:12.426	4:07.262		

212 Paolo Brajnik Dallara F320 Spiess
 GC NV Racing

N°	In Day Time	In Time	Out Time	Pit Time	T. Pit Time	Handicap	Diff.
1	8:50:45.348	8:50:45.348	8:52:02.789	1:17.441	1:17.441		
2	9:01:31.101	9:01:31.101	9:03:13.327	1:42.226	2:59.667		

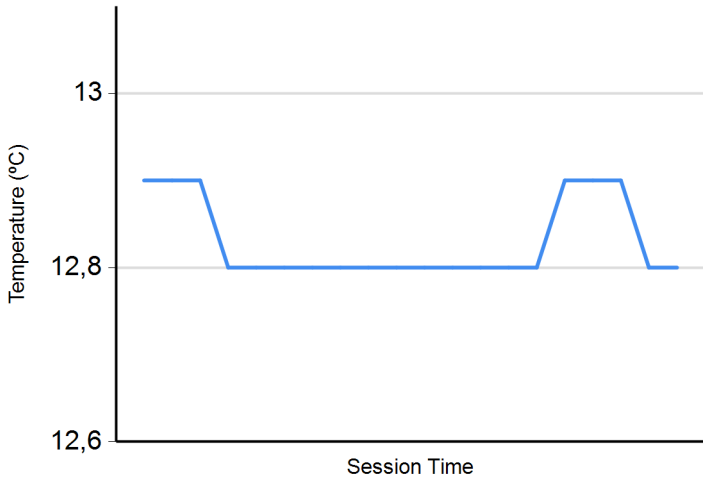




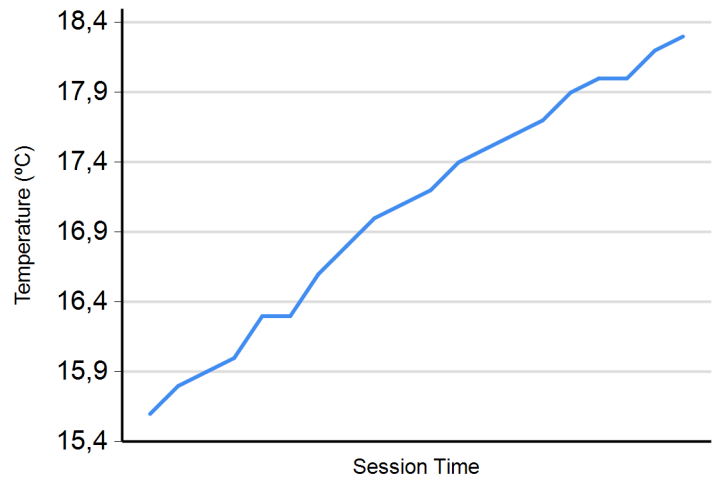
Red Bull Ring
Euroformula Open
Free Practice - 2
Weather Report



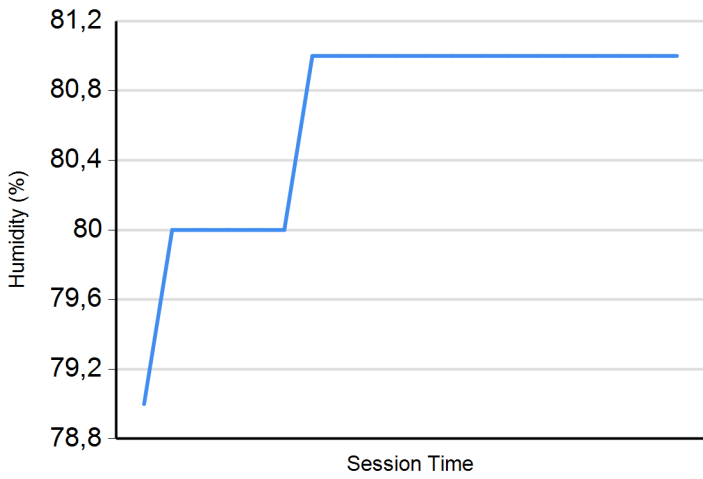
Air Temperature



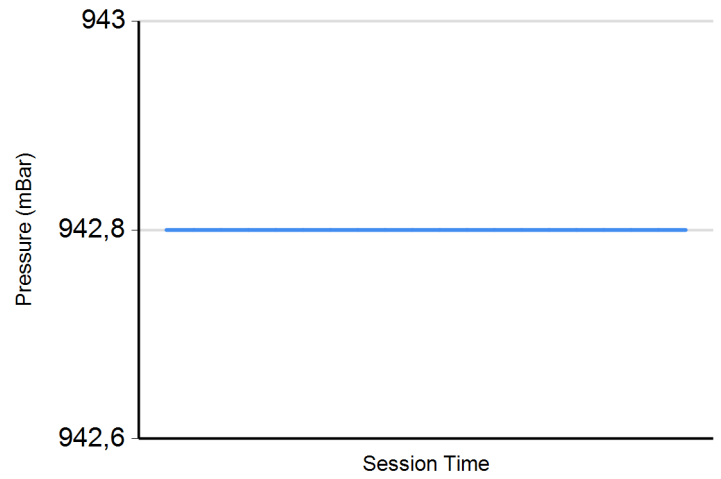
Track Temperature



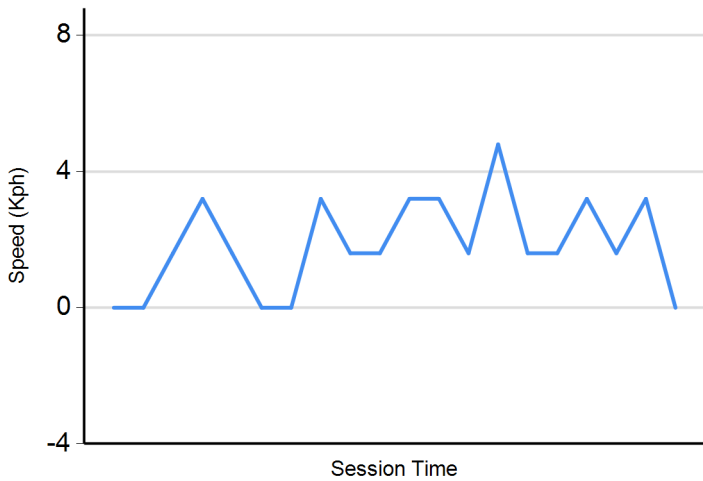
Humidity



Pressure



Wind Speed



Wind direction

