

Red Bull Ring
Euroformula Open
Free Practice - 3
Provisional Results



| Clas | Nº | Driver | Nat | Cat | Clas | Team | Nat | Vehicle | Laps | Best | Time | Gap | Interval | Km/h |
|------|-----|---------------------|-----|-----|------|-------------------------|-----|---------------------|------|------|----------|-------|----------|-------|
| 1 | 19 | Noel Leon | MEX | | | Team Motopark | DEU | Dallara F320 Spiess | 15 | 8 | 1:24.316 | | | 184.7 |
| 2 | 73 | Cian Shields | GBR | | | Team Motopark | DEU | Dallara F320 Spiess | 13 | 11 | 1:24.368 | 0.052 | 0.052 | 184.5 |
| 3 | 23 | Bryce Aron | USA | | | Team Motopark | DEU | Dallara F320 Spiess | 15 | 11 | 1:24.521 | 0.205 | 0.153 | 184.2 |
| 4 | 84 | Francesco Simonazzi | ITA | | | BVM Racing | ITA | Dallara F320 Spiess | 12 | 11 | 1:24.522 | 0.206 | 0.001 | 184.2 |
| 5 | 69 | Joshua Dufek | CHE | | | CryptoTower Racing Team | JPN | Dallara F320 Spiess | 14 | 6 | 1:24.742 | 0.426 | 0.220 | 183.7 |
| 6 | 26 | Jakob Bergmeister | DEU | R | 1 | Team Motopark | DEU | Dallara F320 Spiess | 15 | 10 | 1:24.760 | 0.444 | 0.018 | 183.7 |
| 7 | 7 | Vladimir Netusil | CZE | GC | 1 | Effective Racing | CZE | Dallara F320 HWA | 12 | 10 | 1:25.699 | 1.383 | 0.939 | 181.7 |
| 8 | 212 | Paolo Brajnik | SRB | GC | 2 | NV Racing | SRB | Dallara F320 Spiess | 14 | 5 | 1:26.735 | 2.419 | 1.036 | 179.5 |
| 9 | 5 | Charlie Wurz | AUT | | | CryptoTower Racing Team | JPN | Dallara F320 Spiess | 13 | 13 | 1:33.836 | 9.520 | 7.101 | 165.9 |

*** PENALTIES**

- CAR 212 TIME 13:40:51.906 DELETED TRACK LIMITS AT T10 + NEXT LAP
- CAR 212 TIME 1:31.029 DELETED TRACK LIMITS AT T 10 + NEXT LAP
- CAR 212 TIME 1:45.348 DELETED TRACK LIMITS AT T 10 + NEXT LAP
- CAR 69 TIME 1:25.346 DELETED TRACK LIMITS AT T 10 + NEXT LAP
- CAR 26 TIME 1:26.722 DELETED TRACK LIMITS AT T 10 + NEXT LAP
- CAR 5 TIME 1:26.115 DELETED TRACK LIMITS AT T 10 + NEXT LAP
- CAR 5 TIME 1:24.811 DELETED TRACK LIMITS AT T 10 + NEXT LAP
- CAR 212 TIME 1:27.049 DELETED TRACK LIMITS AT T 10 + NEXT LAP
- CAR 23 TIME 1:24.982 DELETED TRACK LIMITS AT T 10 + NEXT LAP
- CAR 212 TIME 1:26.628 DELETED TRACK LIMITS AT T 10 + NEXT LAP
- CAR 212 TIME 1:27.609 DELETED TRACK LIMITS AT T 10
- CAR 5 TIME 1:24.371 DELETED TRACK LIMITS AT T 10 + NEXT LAP
- CAR 212 TIME 1:34.835 DELETED TRACK LIMITS AT T 10 + NEXT LAP
- CAR 5 TIME 1:31.899 DELETED TRACK LIMITS AT T 10 + NEXT LAP
- CAR 69 TIME 1:24.684 DELETED TRACK LIMITS AT T 9
- CAR 84 TIME 3:27.088 DELETED TRACK LIMITS AT T 10 + NEXT LAP
- CAR 69 TIME 1:24.613 DELETED TRACK LIMITS AT T 10 + NEXT LAP
- CAR 212 TIME 1:26.279 DELETED TRACK LIMITS AT T 10 + NEXT LAP
- CAR 84 TIME 1:26.326 DELETED TRACK LIMITS AT T 10 + NEXT LAP
- CAR 19 TIME 1:24.528 DELETED TRACK LIMITS AT T 10 + NEXT LAP
- CAR 212 TIME 1:26.126 DELETED TRACK LIMITS AT T 10 + NEXT LAP
- CAR 5 TIME 2:27.177 DELETED TRACK LIMITS AT T 10 + NEXT LAP
- CAR 84 TIME 1:24.997 DELETED TRACK LIMITS AT T 10 + NEXT LAP
- CAR 73 TIME 1:24.719 DELETED TRACK LIMITS AT T 9
- CAR 69 TIME 1:25.326 DELETED TRACK LIMITS AT T 9
- CAR 69 TIME 1:25.504 DELETED TRACK LIMITS AT T 10 + NEXT LAP
- CAR 212 TIME 1:28.066 DELETED TRACK LIMITS AT T 10
- CAR 212 TIME 1:28.066 DELETED TRACK LIMITS AT T 10 + NEXT LAP**
- CAR 5 TIME 1:25.309 DELETED TRACK LIMITS AT T 10 + NEXT LAP
- CAR 19 TIME 1:24.854 DELETED TRACK LIMITS AT T 10
- CAR 19 TIME 1:24.854 DELETED TRACK LIMITS AT T 10 + NEXT LAP**

Published at:.....

Track Temp: **40.6 °C** Air Temp: **24.9 °C** Humidity: **44 %** Track Status: **DRY**

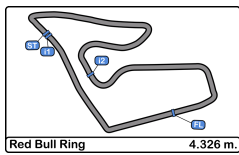
Race Director:

Neus Santamaría Sanromà
 DPB-0819-ESP/CAT

Timekeeper:

Luis Garcia
 JOB-1605-ESP/M





Red Bull Ring
Euroformula Open
Free Practice - 3
Provisional Results by Category



| Rookie | | | | | | | | | | | | | | |
|--------|-----|---------------------|-----|-----|------|-------------------------|-----|---------------------|------|------|----------|-------|----------|-------|
| Clas | Nº | Driver | Nat | Cat | Clas | Team | Nat | Vehicle | Laps | Best | Time | Gap | Interval | Km/h |
| 1 | 26 | Jakob Bergmeister | | R | 1 | Team Motopark | | Dallara F320 Spiess | 15 | 10 | 1:24.760 | | | 183.7 |
| GC | | | | | | | | | | | | | | |
| Clas | Nº | Driver | Nat | Cat | Clas | Team | Nat | Vehicle | Laps | Best | Time | Gap | Interval | Km/h |
| 1 | 7 | Vladimir Netusil | | GC | 1 | Effective Racing | | Dallara F320 HWA | 12 | 10 | 1:25.699 | | | 181.7 |
| 2 | 212 | Paolo Brajnik | | GC | 2 | NV Racing | | Dallara F320 Spiess | 14 | 5 | 1:26.735 | 1.036 | 1.036 | 179.5 |
| Clas | Nº | Driver | Nat | Cat | Clas | Team | Nat | Vehicle | Laps | Best | Time | Gap | Interval | Km/h |
| 1 | 19 | Noel Leon | | | | Team Motopark | | Dallara F320 Spiess | 15 | 8 | 1:24.316 | | | 184.7 |
| 2 | 73 | Cian Shields | | | | Team Motopark | | Dallara F320 Spiess | 13 | 11 | 1:24.368 | 0.052 | 0.052 | 184.5 |
| 3 | 23 | Bryce Aron | | | | Team Motopark | | Dallara F320 Spiess | 15 | 11 | 1:24.521 | 0.205 | 0.153 | 184.2 |
| 4 | 84 | Francesco Simonazzi | | | | BVM Racing | | Dallara F320 Spiess | 12 | 11 | 1:24.522 | 0.206 | 0.001 | 184.2 |
| 5 | 69 | Joshua Dufek | | | | CryptoTower Racing Team | | Dallara F320 Spiess | 14 | 6 | 1:24.742 | 0.426 | 0.220 | 183.7 |
| 6 | 5 | Charlie Wurz | | | | CryptoTower Racing Team | | Dallara F320 Spiess | 13 | 13 | 1:33.836 | 9.520 | 9.094 | 165.9 |

*** PENALTIES**

- CAR 212 TIME 13:40:51.906 DELETED TRACK LIMITS AT T10 + NEXT LAP
- CAR 212 TIME 1:31.029 DELETED TRACK LIMITS AT T 10 + NEXT LAP
- CAR 212 TIME 1:45.348 DELETED TRACK LIMITS AT T 10 + NEXT LAP
- CAR 69 TIME 1:25.346 DELETED TRACK LIMITS AT T 10 + NEXT LAP
- CAR 26 TIME 1:26.722 DELETED TRACK LIMITS AT T 10 + NEXT LAP
- CAR 5 TIME 1:26.115 DELETED TRACK LIMITS AT T 10 + NEXT LAP
- CAR 5 TIME 1:24.811 DELETED TRACK LIMITS AT T 10 + NEXT LAP
- CAR 212 TIME 1:27.049 DELETED TRACK LIMITS AT T 10 + NEXT LAP
- CAR 23 TIME 1:24.982 DELETED TRACK LIMITS AT T 10 + NEXT LAP
- CAR 212 TIME 1:26.628 DELETED TRACK LIMITS AT T 10 + NEXT LAP
- CAR 212 TIME 1:27.609 DELETED TRACK LIMITS AT T 10
- CAR 5 TIME 1:24.371 DELETED TRACK LIMITS AT T 10 + NEXT LAP
- CAR 212 TIME 1:34.835 DELETED TRACK LIMITS AT T 10 + NEXT LAP
- CAR 5 TIME 1:31.899 DELETED TRACK LIMITS AT T 10 + NEXT LAP
- CAR 69 TIME 1:24.684 DELETED TRACK LIMITS AT T 9
- CAR 84 TIME 3:27.088 DELETED TRACK LIMITS AT T 10 + NEXT LAP
- CAR 69 TIME 1:24.613 DELETED TRACK LIMITS AT T 10 + NEXT LAP
- CAR 212 TIME 1:26.279 DELETED TRACK LIMITS AT T 10 + NEXT LAP
- CAR 84 TIME 1:26.326 DELETED TRACK LIMITS AT T 10 + NEXT LAP
- CAR 19 TIME 1:24.528 DELETED TRACK LIMITS AT T 10 + NEXT LAP
- CAR 212 TIME 1:26.126 DELETED TRACK LIMITS AT T 10 + NEXT LAP
- CAR 5 TIME 2:27.177 DELETED TRACK LIMITS AT T 10 + NEXT LAP
- CAR 84 TIME 1:24.997 DELETED TRACK LIMITS AT T 10 + NEXT LAP
- CAR 73 TIME 1:24.719 DELETED TRACK LIMITS AT T 9
- CAR 69 TIME 1:25.326 DELETED TRACK LIMITS AT T 9
- CAR 69 TIME 1:25.504 DELETED TRACK LIMITS AT T 10 + NEXT LAP
- CAR 212 TIME 1:28.066 DELETED TRACK LIMITS AT T 10
- CAR 212 TIME 1:28.066 DELETED TRACK LIMITS AT T 10 + NEXT LAP**
- CAR 5 TIME 1:25.309 DELETED TRACK LIMITS AT T 10 + NEXT LAP
- CAR 19 TIME 1:24.854 DELETED TRACK LIMITS AT T 10
- CAR 19 TIME 1:24.854 DELETED TRACK LIMITS AT T 10 + NEXT LAP**

Published at:.....

Track Temp: **40.6 °C** Air Temp: **24.9 °C** Humidity: **44 %** Track Status: **DRY**

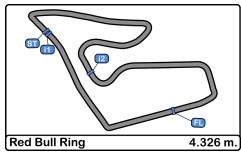
Race Director:

Neus Santamaría Sanromà
 DPB-0819-ESP/CAT

Timekeeper:

Luis Garcia
 JOB-1605-ESP/M





Red Bull Ring
Euroformula Open
Free Practice - 3
Lap Analysis



5 Charlie Wurz Dallara F320 Spiess 23 Bryce Aron Dallara F320 Spiess

CryptoTower Racing Team

Team Motopark

| Lap | D | Time | Sector 1 | Sector 2 | Sector 3 | T. Spd | Elapsed | Lap | D | Time | Sector 1 | Sector 2 | Sector 3 | T. Spd | Elapsed |
|-----|---|---------------------|--------------|----------|----------|--------|--------------|-----|---|---------------------|--------------|----------|----------|--------|--------------|
| 1 | | 13:41:11.723 P | 13:39:56.923 | 41.875 | 32.925 | 196.3 | 13:41:11.723 | 1 | | 13:40:51.975 | 13:39:44.517 | 40.946 | 26.512 | 190.4 | 13:40:51.975 |
| 2 | | 2:01.709 P | 50.016 | 40.176 | 31.517 | 200.7 | 13:43:13.432 | 2 | | 1:28.013 | 23.033 | 39.212 | 25.768 | 200.0 | 13:42:19.988 |
| 3 | | 1:53.670 | 48.241 | 39.252 | 26.177 | 210.9 | 13:45:07.102 | 3 | | 1:25.696 | 22.336 | 38.197 | 25.163 | 217.3 | 13:43:45.684 |
| 4 | | 1:26.145 | 22.642 | 38.001 | 25.472 | 217.3 | 13:46:33.217 | 4 | | 1:25.251 | 22.222 | 38.058 | 24.971 | 218.1 | 13:45:10.935 |
| 5 | | 1:24.844 | 22.120 | 37.634 | 25.057 | 218.1 | 13:47:58.028 | 5 | | 1:24.649 | 22.060 | 37.694 | 24.895 | 219.0 | 13:46:35.584 |
| 6 | | 1:24.488 | 22.086 | 37.450 | 24.952 | 218.1 | 13:49:22.516 | 6 | | 1:33.811 | 22.133 | 44.282 | 27.396 | 206.5 | 13:48:09.395 |
| 7 | | 1:24.374 | 22.075 | 37.455 | 24.841 | 218.1 | 13:50:46.887 | 7 | | 1:24.982 | 22.279 | 37.667 | 25.036 | 218.1 | 13:49:34.377 |
| 8 | | 1:31.899 | 23.677 | 40.275 | 27.947 | 215.5 | 13:52:18.786 | 8 | | 1:25.045 | 22.137 | 37.873 | 25.035 | 218.1 | 13:50:59.422 |
| 9 | | 1:45.076 P | 22.007 | 45.980 | 37.089 | 220.4 | 13:54:03.862 | 9 | | 1:24.591 | 22.152 | 37.592 | 24.847 | 219.0 | 13:52:24.013 |
| 10 | | 2:27.177 | 1:22.995 | 38.653 | 25.529 | 212.1 | 13:56:31.039 | 10 | | 1:24.667 | 22.054 | 37.710 | 24.903 | 220.4 | 13:53:48.680 |
| 11 | | 1:25.044 | 22.161 | 37.700 | 25.180 | 219.9 | 13:57:56.080 | 11 | | 1:24.521 | 22.033 | 37.621 | 24.867 | 219.5 | 13:55:13.201 |
| 12 | | 1:25.309 | 22.164 | 37.754 | 25.391 | 220.4 | 13:59:21.389 | 12 | | 1:24.710 | 22.040 | 37.813 | 24.857 | 220.4 | 13:56:37.911 |
| 13 | | 1:33.836 P | 22.200 | 38.362 | 33.274 | 220.4 | 14:00:55.225 | 13 | | 1:31.805 | 22.206 | 39.393 | 30.206 | 216.0 | 13:58:09.716 |

7 Vladimir Netusil Dallara F320 HWA

GC

Effective Racing

| Lap | D | Time | Sector 1 | Sector 2 | Sector 3 | T. Spd | Elapsed |
|-----|---|--------------|--------------|----------|----------|--------|--------------|
| 1 | | 13:41:13.356 | 13:40:03.896 | 41.703 | 27.757 | 198.8 | 13:41:13.356 |
| 2 | | 1:30.023 | 23.742 | 39.702 | 26.579 | 215.1 | 13:42:43.379 |
| 3 | | 1:29.542 | 22.798 | 40.060 | 26.684 | 218.1 | 13:44:12.921 |
| 4 | | 1:27.051 | 22.643 | 38.650 | 25.758 | 218.6 | 13:45:39.972 |
| 5 | | 1:26.452 | 22.540 | 38.291 | 25.621 | 219.0 | 13:47:06.424 |
| 6 | | 1:26.374 | 22.493 | 38.230 | 25.651 | 219.9 | 13:48:32.798 |
| 7 | | 1:26.319 | 22.434 | 38.302 | 25.583 | 219.5 | 13:49:59.117 |
| 8 | | 1:26.089 | 22.350 | 38.408 | 25.331 | 219.5 | 13:51:25.206 |
| 9 | | 1:25.868 | 22.286 | 38.048 | 25.534 | 219.9 | 13:52:51.074 |
| 10 | | 1:25.699 | 22.353 | 38.097 | 25.249 | 219.9 | 13:54:16.773 |
| 11 | | 1:26.042 | 22.295 | 38.337 | 25.410 | 219.9 | 13:55:42.815 |
| 12 | | 1:34.415 P | 22.490 | 38.399 | 33.526 | 219.9 | 13:57:17.230 |

26 Jakob Bergmeister Dallara F320 Spiess

Rookie

Team Motopark

| Lap | D | Time | Sector 1 | Sector 2 | Sector 3 | T. Spd | Elapsed |
|-----|---|---------------------|--------------|----------|----------|--------|--------------|
| 1 | | 13:41:03.111 | 13:39:52.605 | 42.306 | 28.200 | 194.9 | 13:41:03.111 |
| 2 | | 1:30.351 | 23.512 | 39.998 | 26.841 | 208.4 | 13:42:33.462 |
| 3 | | 1:28.128 | 22.731 | 39.214 | 26.183 | 217.7 | 13:44:01.590 |
| 4 | | 1:26.722 | 22.554 | 38.331 | 25.837 | 218.1 | 13:45:28.312 |
| 5 | | 1:25.633 | 22.206 | 37.884 | 25.543 | 219.5 | 13:46:53.945 |
| 6 | | 1:25.578 | 22.149 | 37.844 | 25.585 | 219.5 | 13:48:19.523 |
| 7 | | 1:25.586 | 22.198 | 38.004 | 25.384 | 220.4 | 13:49:45.109 |
| 8 | | 1:25.128 | 22.189 | 37.772 | 25.167 | 218.6 | 13:51:10.237 |
| 9 | | 1:24.897 | 22.116 | 37.608 | 25.173 | 219.5 | 13:52:35.134 |
| 10 | | 1:24.760 | 21.979 | 37.591 | 25.190 | 221.3 | 13:53:59.894 |
| 11 | | 1:28.582 | 22.138 | 40.775 | 25.669 | 220.4 | 13:55:28.476 |
| 12 | | 1:32.761 | 22.284 | 43.045 | 27.432 | 219.9 | 13:57:01.237 |
| 13 | | 1:25.903 | 22.315 | 38.107 | 25.481 | 220.8 | 13:58:27.140 |
| 14 | | 1:25.472 | 22.136 | 37.799 | 25.537 | 221.7 | 13:59:52.612 |
| 15 | | 1:36.266 P | 22.361 | 38.509 | 35.396 | 221.7 | 14:01:28.878 |

19 Noel Leon Dallara F320 Spiess

Team Motopark

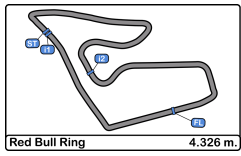
| Lap | D | Time | Sector 1 | Sector 2 | Sector 3 | T. Spd | Elapsed |
|-----|---|---------------------|--------------|----------|----------|--------|--------------|
| 1 | | 13:41:01.483 | 13:39:52.206 | 41.258 | 28.019 | 203.7 | 13:41:01.483 |
| 2 | | 1:33.328 P | 22.918 | 38.951 | 31.459 | 213.4 | 13:42:34.811 |
| 3 | | 1:51.884 | 48.594 | 38.217 | 25.073 | 216.4 | 13:44:26.695 |
| 4 | | 1:24.759 | 22.231 | 37.682 | 24.846 | 218.6 | 13:45:51.454 |
| 5 | | 1:27.049 | 22.061 | 39.753 | 25.235 | 219.9 | 13:47:18.503 |
| 6 | | 1:24.639 | 22.136 | 37.478 | 25.025 | 219.0 | 13:48:43.142 |
| 7 | | 1:24.429 | 22.125 | 37.445 | 24.859 | 219.0 | 13:50:07.571 |
| 8 | | 1:24.316 | 22.038 | 37.445 | 24.833 | 219.9 | 13:51:31.887 |
| 9 | | 1:24.542 | 21.895 | 37.749 | 24.898 | 224.0 | 13:52:56.429 |
| 10 | | 1:24.541 | 22.102 | 37.575 | 24.864 | 220.4 | 13:54:20.970 |
| 11 | | 1:24.528 | 22.010 | 37.584 | 24.934 | 220.8 | 13:55:45.498 |
| 12 | | 1:28.940 | 22.679 | 40.744 | 25.517 | 181.5 | 13:57:14.438 |
| 13 | | 1:24.702 | 22.123 | 37.623 | 24.956 | 220.4 | 13:58:39.140 |
| 14 | | 1:24.854 | 22.138 | 37.695 | 25.021 | 221.3 | 14:00:03.994 |
| 15 | | 1:35.370 P | 22.170 | 38.238 | 34.962 | 221.3 | 14:01:39.364 |

69 Joshua Dufek Dallara F320 Spiess

CryptoTower Racing Team

| Lap | D | Time | Sector 1 | Sector 2 | Sector 3 | T. Spd | Elapsed |
|-----|---|-----------------------|--------------|----------|----------|--------|--------------|
| 1 | | 13:40:53.331 | 13:39:44.073 | 42.623 | 26.635 | 185.8 | 13:40:53.331 |
| 2 | | 1:28.525 | 22.930 | 39.866 | 25.729 | 219.5 | 13:42:21.856 |
| 3 | | 1:25.593 | 22.405 | 38.167 | 25.021 | 218.1 | 13:43:47.449 |
| 4 | | 1:25.346 | 22.209 | 38.035 | 25.102 | 218.6 | 13:45:12.795 |
| 5 | | 1:24.862 | 22.190 | 37.743 | 24.929 | 219.9 | 13:46:37.657 |
| 6 | | 1:24.742 | 22.087 | 37.722 | 24.933 | 219.0 | 13:48:02.399 |
| 7 | | 1:24.684 | 22.167 | 37.606 | 24.911 | 218.1 | 13:49:27.083 |
| 8 | | 1:24.832 | 22.158 | 37.800 | 24.874 | 218.1 | 13:50:51.915 |
| 9 | | 1:24.743 | 22.055 | 37.673 | 25.015 | 218.6 | 13:52:16.658 |
| 10 | | 1:24.613 | 22.087 | 37.639 | 24.887 | 218.6 | 13:53:41.271 |
| 11 | | 1:34.624 | 23.414 | 44.192 | 27.018 | 168.4 | 13:55:15.895 |
| 12 | | 1:25.326 | 22.272 | 37.893 | 25.161 | 219.5 | 13:56:41.221 |
| 13 | | 1:25.504 | 22.117 | 38.082 | 25.305 | 219.9 | 13:58:06.725 |
| 14 | | 1:31.586 P | 22.286 | 38.076 | 31.224 | 219.5 | 13:59:38.311 |





Red Bull Ring
Euroformula Open
Free Practice - 3
Lap Analysis



73

Cian Shields

Dallara F320 Spiess

Team Motopark

| Lap | D | Time | Sector 1 | Sector 2 | Sector 3 | T. Spd | Elapsed |
|-----|---|---------------------|--------------|----------|----------|--------|--------------|
| 1 | | 13:40:57.193 | 13:39:48.666 | 41.437 | 27.090 | 199.2 | 13:40:57.193 |
| 2 | | 1:27.694 | 23.039 | 39.011 | 25.644 | 214.7 | 13:42:24.887 |
| 3 | | 1:34.819 P | 22.317 | 42.116 | 30.386 | 219.9 | 13:43:59.706 |
| 4 | | 4:14.247 | 2:58.185 | 46.559 | 29.503 | 128.8 | 13:48:13.953 |
| 5 | | 1:35.296 | 23.501 | 44.198 | 27.597 | 204.9 | 13:49:49.249 |
| 6 | | 1:26.674 | 22.455 | 38.667 | 25.552 | 212.1 | 13:51:15.923 |
| 7 | | 1:25.106 | 22.116 | 37.736 | 25.254 | 219.5 | 13:52:41.029 |
| 8 | | 1:24.828 | 22.068 | 37.698 | 25.062 | 219.9 | 13:54:05.857 |
| 9 | | 1:24.749 | 22.007 | 37.675 | 25.037 | 219.9 | 13:55:30.576 |
| 10 | | 1:24.410 | 21.996 | 37.594 | 24.820 | 221.3 | 13:56:54.986 |
| 11 | | 1:24.368 | 22.083 | 37.479 | 24.806 | 220.4 | 13:58:19.354 |
| 12 | | 1:24.539 | 22.090 | 37.485 | 24.964 | 221.3 | 13:59:43.893 |
| 13 | | 1:34.348 P | 22.074 | 40.253 | 32.021 | 221.3 | 14:01:18.241 |

84

Francesco Simonazzi

Dallara F320 Spiess

BVM Racing

| Lap | D | Time | Sector 1 | Sector 2 | Sector 3 | T. Spd | Elapsed |
|-----|---|---------------------|--------------|----------|----------|--------|--------------|
| 1 | | 13:41:00.283 | 13:39:45.812 | 47.051 | 27.420 | 176.1 | 13:41:00.283 |
| 2 | | 1:35.855 | 25.626 | 43.157 | 27.072 | 195.6 | 13:42:36.138 |
| 3 | | 1:35.839 | 25.256 | 43.532 | 27.051 | 196.3 | 13:44:11.977 |
| 4 | | 1:34.628 | 25.094 | 42.827 | 26.707 | 190.8 | 13:45:46.605 |
| 5 | | 1:55.939 P | 22.495 | 49.795 | 43.649 | 219.9 | 13:47:42.544 |
| 6 | | 2:20.158 P | 56.816 | 42.894 | 40.448 | 216.4 | 13:50:02.702 |
| 7 | | 3:27.000 | 2:18.576 | 42.266 | 26.246 | 213.4 | 13:53:29.790 |
| 8 | | 1:26.326 | 22.477 | 38.722 | 25.127 | 218.6 | 13:54:56.116 |
| 9 | | 1:24.907 | 22.083 | 37.965 | 24.949 | 219.5 | 13:56:21.113 |
| 10 | | 1:24.901 | 22.068 | 37.893 | 24.940 | 219.9 | 13:57:46.014 |
| 11 | | 1:24.522 | 22.010 | 37.685 | 24.827 | 220.8 | 13:59:10.536 |
| 12 | | 1:35.516 P | 22.015 | 37.847 | 35.654 | 221.3 | 14:00:46.052 |

212

Paolo Brajnik

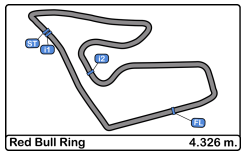
Dallara F320 Spiess

GC

NV Racing

| Lap | D | Time | Sector 1 | Sector 2 | Sector 3 | T. Spd | Elapsed |
|-----|---|-------------------------|--------------|----------|----------|--------|--------------|
| 1 | | 13:40:51.906 | 13:39:42.895 | 41.401 | 27.610 | 206.8 | 13:40:51.906 |
| 2 | | 1:31.029 | 24.144 | 40.646 | 26.239 | 214.7 | 13:42:22.935 |
| 3 | | 1:45.348 | 22.612 | 56.838 | 25.898 | 218.1 | 13:44:08.283 |
| 4 | | 1:27.609 | 22.659 | 38.841 | 26.109 | 216.8 | 13:45:35.892 |
| 5 | | 1:26.735 | 22.641 | 38.571 | 25.523 | 217.3 | 13:47:02.627 |
| 6 | | 1:27.049 | 22.442 | 38.786 | 25.821 | 217.3 | 13:48:29.676 |
| 7 | | 1:26.628 | 22.491 | 38.284 | 25.853 | 217.3 | 13:49:56.304 |
| 8 | | 1:34.835 | 22.592 | 44.785 | 27.458 | 216.8 | 13:51:31.139 |
| 9 | | 1:27.043 | 22.320 | 38.989 | 25.734 | 217.7 | 13:52:58.182 |
| 10 | | 1:26.279 | 22.443 | 38.374 | 25.462 | 219.0 | 13:54:24.461 |
| 11 | | 1:26.126 | 22.362 | 38.311 | 25.453 | 219.0 | 13:55:50.587 |
| 12 | | 1:38.062 | 27.624 | 43.980 | 26.458 | 213.0 | 13:57:28.649 |
| 13 | | 1:28.066 | 22.576 | 38.393 | 27.097 | 218.1 | 13:58:56.715 |
| 14 | | 1:45.244 P | 25.162 | 41.029 | 39.053 | 214.2 | 14:00:41.959 |



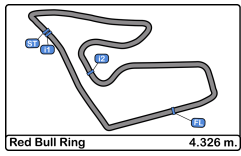


Red Bull Ring
Euroformula Open
Free Practice - 3
Best Sectors Results



| Sector - 1 | | | | Sector - 2 | | | | Sector - 3 | | | | Ideal Lap vs Best Lap | | | |
|------------|----|---------------------|--------|------------|---------------------|--------|-----|---------------------|--------|------|-----|-----------------------|-----------|----------|------|
| Clas | Nº | Driver | Time | Nº | Driver | Time | Nº | Driver | Time | Clas | Nº | Driver | Ideal Lap | Best Lap | Clas |
| 1 | 19 | Noel Leon | 21.895 | 19 | Noel Leon | 37.445 | 73 | Cian Shields | 24.806 | 1 | 19 | Noel Leon | 1:24.173 | 1:24.316 | 1 |
| 2 | 26 | Jakob Bergmeister | 21.979 | 5 | Charlie Wurz | 37.450 | 84 | Francesco Simonazzi | 24.827 | 2 | 73 | Cian Shields | 1:24.281 | 1:24.368 | 2 |
| 3 | 73 | Cian Shields | 21.996 | 73 | Cian Shields | 37.479 | 19 | Noel Leon | 24.833 | 3 | 5 | Charlie Wurz | 1:24.298 | 1:33.836 | 9 |
| 4 | 5 | Charlie Wurz | 22.007 | 26 | Jakob Bergmeister | 37.591 | 5 | Charlie Wurz | 24.841 | 4 | 23 | Bryce Aron | 1:24.472 | 1:24.521 | 3 |
| 5 | 84 | Francesco Simonazzi | 22.010 | 23 | Bryce Aron | 37.592 | 23 | Bryce Aron | 24.847 | 5 | 84 | Francesco Simonazzi | 1:24.522 | 1:24.522 | 4 |
| 6 | 23 | Bryce Aron | 22.033 | 69 | Joshua Dufek | 37.606 | 69 | Joshua Dufek | 24.874 | 6 | 69 | Joshua Dufek | 1:24.535 | 1:24.742 | 5 |
| 7 | 69 | Joshua Dufek | 22.055 | 84 | Francesco Simonazzi | 37.685 | 26 | Jakob Bergmeister | 25.167 | 7 | 26 | Jakob Bergmeister | 1:24.737 | 1:24.760 | 6 |
| 8 | 7 | Vladimir Netusil | 22.286 | 7 | Vladimir Netusil | 38.048 | 7 | Vladimir Netusil | 25.249 | 8 | 7 | Vladimir Netusil | 1:25.583 | 1:25.699 | 7 |
| 9 | 21 | Paolo Brajnik | 22.320 | 212 | Paolo Brajnik | 38.284 | 212 | Paolo Brajnik | 25.453 | 9 | 212 | Paolo Brajnik | 1:26.057 | 1:26.735 | 8 |



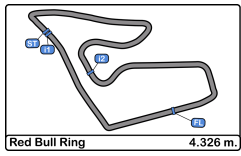


Red Bull Ring
Euroformula Open
Free Practice - 3
Best 5 Lap Times



| Cls | N° | Driver | Nat | Cat | Cls | Team | Nat | Vehicle | Best 1 | | Best 2 | | Best 3 | | Best 4 | | Best 5 | |
|-----|-----|---------------------|-----|-----|-----|--------------------|-----|---------------------|----------|-----|----------|-----|----------|-----|----------|-----|----------|-----|
| | | | | | | | | | Time | Lap | Time | Lap | Time | Lap | Time | Lap | Time | Lap |
| 1 | 19 | Noel Leon | MEX | | | Team Motopark | DEU | Dallara F320 Spiess | 1:24.316 | 8 | 1:24.429 | 7 | 1:24.541 | 10 | 1:24.542 | 9 | 1:24.639 | 6 |
| 2 | 73 | Cian Shields | GBR | | | Team Motopark | DEU | Dallara F320 Spiess | 1:24.368 | 11 | 1:24.410 | 10 | 1:24.539 | 12 | 1:24.828 | 8 | 1:25.106 | 7 |
| 3 | 23 | Bryce Aron | USA | | | Team Motopark | DEU | Dallara F320 Spiess | 1:24.521 | 11 | 1:24.591 | 9 | 1:24.649 | 5 | 1:24.667 | 10 | 1:24.710 | 12 |
| 4 | 84 | Francesco Simonazzi | ITA | | | BVM Racing | ITA | Dallara F320 Spiess | 1:24.522 | 11 | 1:34.628 | 4 | 1:35.516 | 12 | 1:35.839 | 3 | 1:35.855 | 2 |
| 5 | 69 | Joshua Dufek | CHE | | | CryptoTower Racing | JPN | Dallara F320 Spiess | 1:24.742 | 6 | 1:24.743 | 9 | 1:24.832 | 8 | 1:25.593 | 3 | 1:28.525 | 2 |
| 6 | 26 | Jakob Bergmeister | DEU | R | 1 | Team Motopark | DEU | Dallara F320 Spiess | 1:24.760 | 10 | 1:24.897 | 9 | 1:25.128 | 8 | 1:25.472 | 14 | 1:25.578 | 6 |
| 7 | 7 | Vladimir Netusil | CZE | GC | 1 | Effective Racing | CZE | Dallara F320 HWA | 1:25.699 | 10 | 1:25.868 | 9 | 1:26.042 | 11 | 1:26.089 | 8 | 1:26.319 | 7 |
| 8 | 212 | Paolo Brajnik | SRB | GC | 2 | NV Racing | SRB | Dallara F320 Spiess | 1:26.735 | 5 | 1:27.043 | 9 | 1:45.244 | 14 | | | | |
| 9 | 5 | Charlie Wurz | AUT | | | CryptoTower Racing | JPN | Dallara F320 Spiess | 1:33.836 | 13 | 1:45.076 | 9 | 1:53.670 | 3 | 2:01.709 | 2 | | |



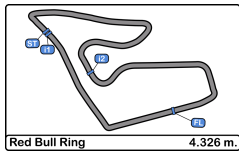


Red Bull Ring
Euroformula Open
Free Practice - 3
Best 5 Top Speeds



| Clas | Nº | Driver | Nat | Cat | Cls | Team | Nat | Vehicle | Top 1 | | Top 2 | | Top 3 | | Top 4 | | Top 5 | | Avg |
|------|-----|---------------------|-----|-----|-----|-------------------------|------------------|---------------------|-------|-----|-------|-----|-------|-----|-------|-----|-------|-----|-------|
| | | | | | | | | | Km/h | Lap | Km/h | Lap | Km/h | Lap | Km/h | Lap | Km/h | Lap | |
| 1 | 19 | Noel Leon | | | | Team Motopark | | Dallara F320 Spiess | 224.0 | 9 | 221.3 | 14 | 221.3 | 15 | 220.8 | 11 | 220.4 | 10 | 221.5 |
| 2 | 26 | Jakob Bergmeister | | R | 1 | Team Motopark | | Dallara F320 Spiess | 221.7 | 14 | 221.7 | 15 | 221.3 | 10 | 220.8 | 13 | 220.4 | 7 | 221.2 |
| 3 | 73 | Cian Shields | | GBR | | Team Motopark | | Dallara F320 Spiess | 221.3 | 10 | 221.3 | 12 | 221.3 | 13 | 220.4 | 11 | 219.9 | 3 | 220.8 |
| 4 | 84 | Francesco Simonazzi | | ITA | | BVM Racing | | Dallara F320 Spiess | 221.3 | 12 | 220.8 | 11 | 219.9 | 5 | 219.9 | 10 | 219.5 | 9 | 220.3 |
| 5 | 23 | Bryce Aron | | USA | | Team Motopark | | Dallara F320 Spiess | 220.8 | 14 | 220.4 | 10 | 220.4 | 12 | 220.4 | 15 | 219.5 | 11 | 220.3 |
| 6 | 5 | Charlie Wurz | | AUT | | CryptoTower Racing Team | | Dallara F320 Spiess | 220.4 | 9 | 220.4 | 12 | 220.4 | 13 | 219.9 | 11 | 218.1 | 5 | 219.8 |
| 7 | 7 | Vladimir Netusil | | CZE | GC | 1 | Effective Racing | Dallara F320 HWA | 219.9 | 6 | 219.9 | 9 | 219.9 | 10 | 219.9 | 11 | 219.9 | 12 | 219.9 |
| 8 | 69 | Joshua Dufek | | CHE | | CryptoTower Racing Team | | Dallara F320 Spiess | 219.9 | 5 | 219.9 | 13 | 219.5 | 2 | 219.5 | 12 | 219.5 | 14 | 219.6 |
| 9 | 212 | Paolo Brajnik | | SRB | GC | 2 | NV Racing | Dallara F320 Spiess | 219.0 | 10 | 219.0 | 11 | 218.1 | 3 | 218.1 | 13 | 217.7 | 9 | 218.4 |



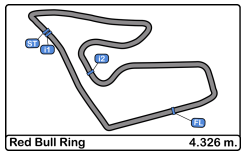


Red Bull Ring
Euroformula Open
Free Practice - 3
Fastest Laps Sequence



| Lap | Time of Day | Session Time | Nº Driver | Nat | Cat | Team | Nat | Vehicle | Time | Km/h |
|-----|--------------|--------------|-----------------|-----|-----|-------------------------|-----|-------------------------|----------|-------|
| 2 | 13:42:19.988 | 3:19.988 | 23 Bryce Aron | | USA | Team Motopark | | DEU Dallara F320 Spiess | 1:28.013 | 176.9 |
| 2 | 13:42:24.887 | 3:24.887 | 73 Cian Shields | | GBR | Team Motopark | | DEU Dallara F320 Spiess | 1:27.694 | 177.5 |
| 3 | 13:43:45.684 | 4:45.684 | 23 Bryce Aron | | USA | Team Motopark | | DEU Dallara F320 Spiess | 1:25.696 | 181.7 |
| 3 | 13:43:47.449 | 4:47.449 | 69 Joshua Dufek | | CHE | CryptoTower Racing Team | | JPN Dallara F320 Spiess | 1:25.593 | 181.9 |
| 4 | 13:45:10.935 | 6:10.935 | 23 Bryce Aron | | USA | Team Motopark | | DEU Dallara F320 Spiess | 1:25.251 | 182.6 |
| 4 | 13:45:51.454 | 6:51.454 | 19 Noel Leon | | MEX | Team Motopark | | DEU Dallara F320 Spiess | 1:24.759 | 183.7 |
| 5 | 13:46:35.584 | 7:35.584 | 23 Bryce Aron | | USA | Team Motopark | | DEU Dallara F320 Spiess | 1:24.649 | 183.9 |
| 6 | 13:48:43.142 | 9:43.142 | 19 Noel Leon | | MEX | Team Motopark | | DEU Dallara F320 Spiess | 1:24.639 | 184.0 |
| 7 | 13:50:07.571 | 11:07.571 | 19 Noel Leon | | MEX | Team Motopark | | DEU Dallara F320 Spiess | 1:24.429 | 184.4 |
| 8 | 13:51:31.887 | 12:31.887 | 19 Noel Leon | | MEX | Team Motopark | | DEU Dallara F320 Spiess | 1:24.316 | 184.7 |



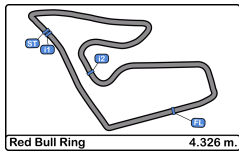


Red Bull Ring
Euroformula Open
Free Practice - 3
Event Best Maximum Speed



| N° | Driver | Nat | Cat | Clas | Team | Nat | Vehicle | Km/h | Session |
|-----|---------------------|-----|-----|------|-------------------------|-----|---------------------|-------|-------------------|
| 69 | Joshua Dufek | CHE | | | CryptoTower Racing Team | JPN | Dallara F320 Spiess | 224.0 | Free Practice - 2 |
| 23 | Bryce Aron | USA | | | Team Motopark | DEU | Dallara F320 Spiess | 224.0 | Free Practice - 2 |
| 19 | Noel Leon | MEX | | | Team Motopark | DEU | Dallara F320 Spiess | 224.0 | Free Practice - 3 |
| 84 | Francesco Simonazzi | ITA | | | BVM Racing | ITA | Dallara F320 Spiess | 223.6 | Free Practice - 2 |
| 26 | Jakob Bergmeister | DEU | R | 1 | Team Motopark | DEU | Dallara F320 Spiess | 222.6 | Free Practice - 2 |
| 7 | Vladimir Netusil | CZE | GC | 1 | Effective Racing | CZE | Dallara F320 HWA | 222.2 | Free Practice - 2 |
| 5 | Charlie Wurz | AUT | | | CryptoTower Racing Team | JPN | Dallara F320 Spiess | 221.7 | Free Practice - 2 |
| 73 | Cian Shields | GBR | | | Team Motopark | DEU | Dallara F320 Spiess | 221.3 | Free Practice - 3 |
| 212 | Paolo Brajnik | SRB | GC | 2 | NV Racing | SRB | Dallara F320 Spiess | 220.4 | Free Practice - 2 |





Red Bull Ring
Euroformula Open
Free Practice - 3
Pit Stop Analysis



5 Charlie Wurz Dallara F320 Spiess
 CryptoTower Racing Team

| N° | In Day Time | In Time | Out Time | Pit Time | T. Pit Time | Handicap | Diff. |
|----|--------------|--------------|--------------|----------|-------------|----------|-------|
| 1 | 13:41:06.247 | 13:41:06.247 | 13:41:40.041 | 33.794 | 33.794 | | |
| 2 | 13:43:08.156 | 13:43:08.156 | 13:43:40.404 | 32.248 | 1:06.042 | | |
| 3 | 13:53:58.004 | 13:53:58.004 | 13:55:05.862 | 1:07.858 | 2:13.900 | | |

19 Noel Leon Dallara F320 Spiess
 Team Motopark

| N° | In Day Time | In Time | Out Time | Pit Time | T. Pit Time | Handicap | Diff. |
|----|--------------|--------------|--------------|----------|-------------|----------|-------|
| 1 | 13:42:29.660 | 13:42:29.660 | 13:43:03.357 | 33.697 | 33.697 | | |

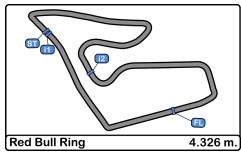
73 Cian Shields Dallara F320 Spiess
 Team Motopark

| N° | In Day Time | In Time | Out Time | Pit Time | T. Pit Time | Handicap | Diff. |
|----|--------------|--------------|--------------|----------|-------------|----------|-------|
| 1 | 13:43:55.045 | 13:43:55.045 | 13:46:32.642 | 2:37.597 | 2:37.597 | | |

84 Francesco Simonazzi Dallara F320 Spiess
 BVM Racing

| N° | In Day Time | In Time | Out Time | Pit Time | T. Pit Time | Handicap | Diff. |
|----|--------------|--------------|--------------|----------|-------------|----------|-------|
| 1 | 13:47:36.771 | 13:47:36.771 | 13:48:17.631 | 40.860 | 40.860 | | |
| 2 | 13:49:57.447 | 13:49:57.447 | 13:51:58.036 | 2:00.589 | 2:41.449 | | |

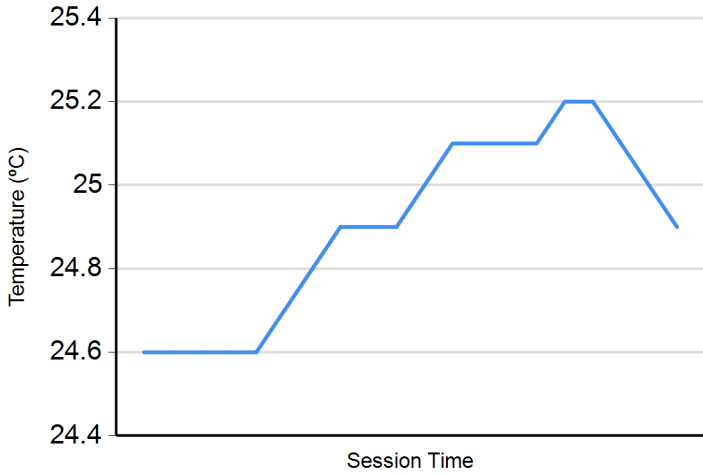




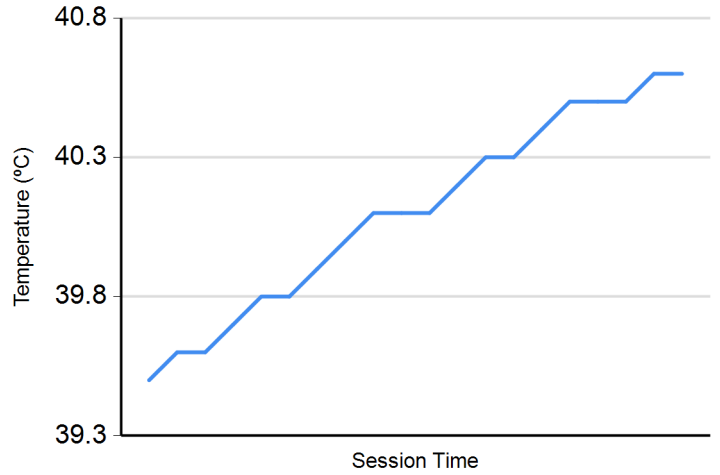
Red Bull Ring
Euroformula Open
Free Practice - 3
Weather Report



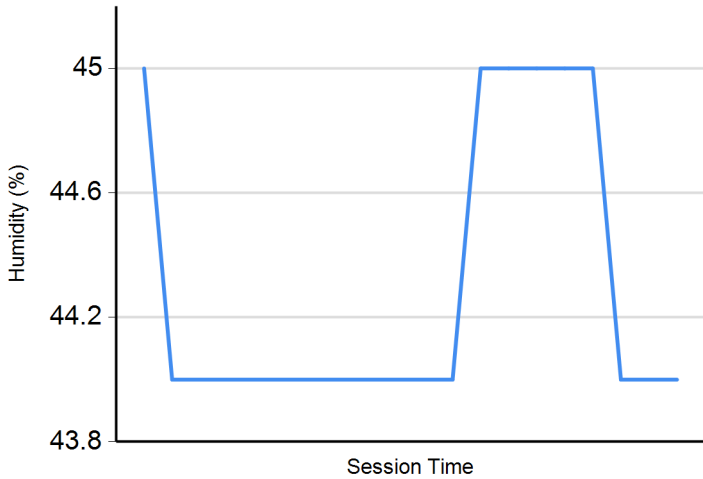
Air Temperature



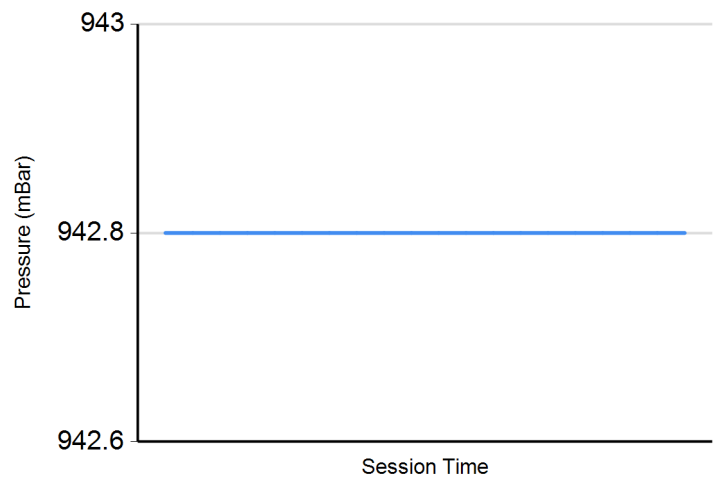
Track Temperature



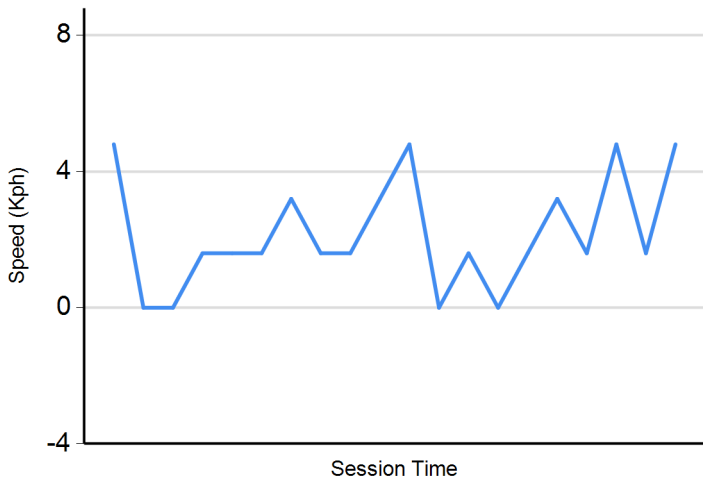
Humidity



Pressure

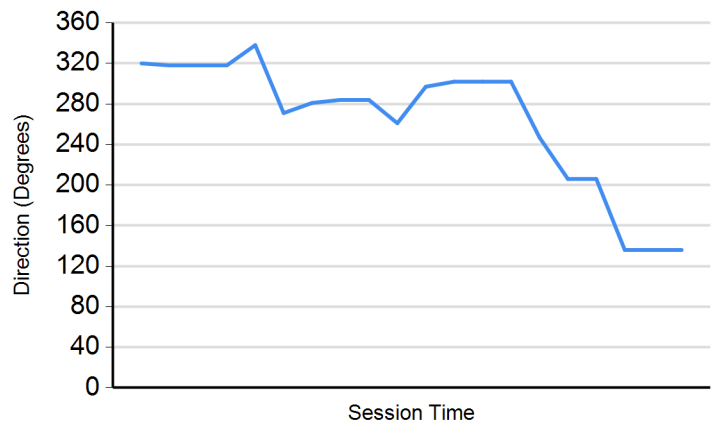


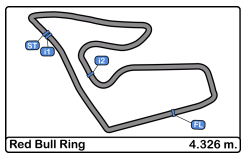
Wind Speed



Wind direction

North = 0°/360° Est = 90° South = 180° West = 270°





Red Bull Ring
Euroformula Open
Free Practice - 1 - 2 - 3
Combined Results



| Cls | Nº | Driver | Nat | Cat | Clas | Team | Nat | Vehicle | Laps | FP1 | FP2 | FP3 | Best | Gap | Inter. | Km/h | | | |
|-----|----|---------------------|-----|-----|------|-------------------------|-----|---------------------|------|----------|-----|----------|------|----------|--------|----------|-------|-------|-------|
| 1 | 19 | Noel Leon | MEX | | | Team Motopark | DEU | Dallara F320 Spiess | 47 | 1:24.239 | 20 | 1:23.396 | 10 | 1:24.316 | 8 | 1:23.396 | 186.7 | | |
| 2 | 69 | Joshua Dufek | CHE | | | CryptoTower Racing Team | JPN | Dallara F320 Spiess | 49 | 1:25.589 | 12 | 1:24.054 | 12 | 1:24.742 | 6 | 1:24.054 | 0.658 | 0.658 | 185.2 |
| 3 | 84 | Francesco Simonazzi | ITA | | | BVM Racing | ITA | Dallara F320 Spiess | 44 | 1:41.877 | 16 | 1:24.203 | 8 | 1:24.522 | 11 | 1:24.203 | 0.807 | 0.149 | 184.9 |
| 4 | 5 | Charlie Wurz | AUT | | | CryptoTower Racing Team | JPN | Dallara F320 Spiess | 48 | 1:26.848 | 6 | 1:24.277 | 9 | 1:33.836 | 13 | 1:24.277 | 0.881 | 0.074 | 184.7 |
| 5 | 73 | Cian Shields | GBR | | | Team Motopark | DEU | Dallara F320 Spiess | 47 | 1:25.440 | 22 | 1:27.894 | 6 | 1:24.368 | 11 | 1:24.368 | 0.972 | 0.091 | 184.5 |
| 6 | 23 | Bryce Aron | USA | | | Team Motopark | DEU | Dallara F320 Spiess | 52 | 1:25.432 | 21 | 1:25.044 | 4 | 1:24.521 | 11 | 1:24.521 | 1.125 | 0.153 | 184.2 |
| 7 | 26 | Jakob Bergmeister | DEU | R | 1 | Team Motopark | DEU | Dallara F320 Spiess | 51 | 1:26.468 | 20 | 1:25.138 | 13 | 1:24.760 | 10 | 1:24.760 | 1.364 | 0.239 | 183.7 |
| 8 | 7 | Vladimir Netusil | CZE | GC | 1 | Effective Racing | CZE | Dallara F320 HWA | 45 | 1:27.444 | 15 | 1:25.416 | 11 | 1:25.699 | 10 | 1:25.416 | 2.020 | 0.656 | 182.3 |
| 9 | 21 | Paolo Brajnik | SRB | GC | 2 | NV Racing | SRB | Dallara F320 Spiess | 40 | 1:28.011 | 9 | 1:26.680 | 11 | 1:26.735 | 5 | 1:26.680 | 3.284 | 1.264 | 179.6 |

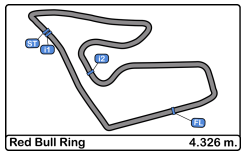
*** PENALTIES**

- CAR 84 TIME 1:28.410 DELETED TRACK LIMITS AT T 6
- CAR 73 TIME 2:11.963 DELETED TRACK LIMITS AT T 6
- CAR 212 TIME 13:40:51.906 DELETED TRACK LIMITS AT T10 + NEXT LAP
- CAR 84 TIME 1:27.126 DELETED TRACK LIMITS AT T 6
- CAR 5 TIME 1:25.832 DELETED TRACK LIMITS AT T 9
- CAR 212 TIME 1:31.029 DELETED TRACK LIMITS AT T 10 + NEXT LAP
- CAR 69 TIME 4:54.189 DELETED TRACK LIMITS AT T 9
- CAR 69 TIME 1:25.300 DELETED TRACK LIMITS AT T 6
- CAR 212 TIME 1:45.348 DELETED TRACK LIMITS AT T 10 + NEXT LAP
- CAR 84 TIME 1:26.536 DELETED TRACK LIMITS AT T 9
- CAR 84 TIME 1:24.735 DELETED TRACK LIMITS AT T 6
- CAR 69 TIME 1:25.346 DELETED TRACK LIMITS AT T 10 + NEXT LAP
- CAR 69 TIME 1:31.914 DELETED TRACK LIMITS AT T 9
- CAR 5 TIME 1:24.378 DELETED TRACK LIMITS AT T 9
- CAR 26 TIME 1:26.722 DELETED TRACK LIMITS AT T 10 + NEXT LAP
- CAR 23 TIME 1:26.999 DELETED TRACK LIMITS AT T 6
- CAR 26 TIME 1:26.137 DELETED TRACK LIMITS AT T 9
- CAR 5 TIME 1:26.115 DELETED TRACK LIMITS AT T 10 + NEXT LAP
- CAR 84 TIME 1:26.455 DELETED TRACK LIMITS AT T 9
- CAR 19 TIME 1:25.780 DELETED TRACK LIMITS AT T 6
- CAR 5 TIME 1:24.811 DELETED TRACK LIMITS AT T 10 + NEXT LAP
- CAR 84 TIME 1:26.242 DELETED TRACK LIMITS AT T 6
- CAR 26 TIME 1:25.639 DELETED TRACK LIMITS AT T 9
- CAR 212 TIME 1:27.049 DELETED TRACK LIMITS AT T 10 + NEXT LAP
- CAR 69 TIME 1:27.256 DELETED TRACK LIMITS AT T 9
- CAR 5 AND CAR 26 BE CAREFUL TRACK LIMITS T9
- CAR 23 TIME 1:24.982 DELETED TRACK LIMITS AT T 10 + NEXT LAP
- CAR 5 TIME 1:27.709 DELETED TRACK LIMITS AT T 9
- CAR 23 TIME 1:24.522 DELETED TRACK LIMITS AT T 6
- CAR 212 TIME 1:26.628 DELETED TRACK LIMITS AT T 10 + NEXT LAP
- CAR 69 TIME 1:26.651 DELETED TRACK LIMITS AT T 6
- CAR 26 TIME 1:25.929 DELETED TRACK LIMITS AT T 9
- CAR 212 TIME 1:27.609 DELETED TRACK LIMITS AT T 10
- CAR 84 TIME 1:26.285 DELETED TRACK LIMITS AT T 6
- ALL BEST LAPS AFTER 3 TRACK LIMITS WILL BE DELETED AFTER THE SESSION
- CAR 5 TIME 1:24.371 DELETED TRACK LIMITS AT T 10 + NEXT LAP
- CAR 7 TIME 1:28.646 DELETED TRACK LIMITS AT T 6
- CAR 73 TIME 1:25.378 DELETED TRACK LIMITS AT T 9
- CAR 212 TIME 1:34.835 DELETED TRACK LIMITS AT T 10 + NEXT LAP
- CAR 69 TIME 1:25.998 DELETED TRACK LIMITS AT T 6
- CAR 212 TIME 3:04.654 DELETED TRACK LIMITS AT T 9
- CAR 5 TIME 1:31.899 DELETED TRACK LIMITS AT T 10 + NEXT LAP

Published at:.....

| | |
|---|---|
| <p>Race Director: Neus Santamaría Sanromà DPB-0819-ESP/CAT</p> | <p>Timekeeper:  Luis Garcia JOB-1605-ESP/M</p> |
|---|---|





Red Bull Ring
Euroformula Open
Free Practice - 1 - 2 - 3
Combined Results



- CAR 23 TIME 1:26.006 DELETED TRACK LIMITS AT T 9
- CAR 23 TIME 1:24.009 DELETED TRACK LIMITS AT T 9
- CAR 69 TIME 1:24.684 DELETED TRACK LIMITS AT T 9
- CAR 84 TIME 1:32.454 DELETED TRACK LIMITS AT T 6
- CAR 212 TIME 1:26.958 DELETED TRACK LIMITS AT T 9
- CAR 84 TIME 3:27.088 DELETED TRACK LIMITS AT T 10 + NEXT LAP
- CAR 5 TIME 1:26.765 DELETED TRACK LIMITS AT T 6
- CAR 26 TIME 1:25.485 DELETED TRACK LIMITS AT T 6
- CAR 69 TIME 1:24.613 DELETED TRACK LIMITS AT T 10 + NEXT LAP
- CAR 5 TIME 1:26.316 DELETED TRACK LIMITS AT T 9
- CAR 23 TIME 1:23.645 DELETED TRACK LIMITS AT T 6
- CAR 212 TIME 1:26.279 DELETED TRACK LIMITS AT T 10 + NEXT LAP
- CAR 23 TIME 1:25.842 DELETED TRACK LIMITS AT T 6
- CAR 73 TIME 1:25.226 DELETED TRACK LIMITS AT T 6
- CAR 84 TIME 1:26.326 DELETED TRACK LIMITS AT T 10 + NEXT LAP
- CAR 5 TIME 1:26.246 DELETED TRACK LIMITS AT T 6
- CAR 19 TIME 1:24.528 DELETED TRACK LIMITS AT T 10 + NEXT LAP
- CAR 5 TIME 1:26.018 DELETED TRACK LIMITS AT T 9
- CAR 212 TIME 1:26.126 DELETED TRACK LIMITS AT T 10 + NEXT LAP
- CAR 5 TIME 1:27.547 DELETED TRACK LIMITS AT T 9
- CAR 5 TIME 2:27.177 DELETED TRACK LIMITS AT T 10 + NEXT LAP
- CAR 69 TIME 3:23.403 DELETED TRACK LIMITS AT T 9
- CAR 84 TIME 1:24.997 DELETED TRACK LIMITS AT T 10 + NEXT LAP
- CAR 84 TIME 12:56.046 DELETED TRACK LIMITS AT T 9
- CAR 73 TIME 1:24.719 DELETED TRACK LIMITS AT T 9
- BEST LAP TIMES OF CARS WITH MORE THAN 3 INFRINGEMENTS WILL BE DELETED AFTER THE SESSION
- CAR 69 TIME 1:25.326 DELETED TRACK LIMITS AT T 9
- CAR 84 TIME 1:26.932 DELETED TRACK LIMITS AT T 9
- CAR 69 TIME 1:25.504 DELETED TRACK LIMITS AT T 10 + NEXT LAP
- CAR 5 TIME 5:37.300 DELETED TRACK LIMITS AT T 9
- CAR 212 TIME 1:28.066 DELETED TRACK LIMITS AT T 10
- CAR 84 TIME 1:26.300 DELETED TRACK LIMITS AT T 6
- CAR 212 TIME 1:28.066 DELETED TRACK LIMITS AT T 10 + NEXT LAP**
- CAR 26 TIME 8:03.645 DELETED TRACK LIMITS AT T 9
- CAR 5 TIME 1:25.309 DELETED TRACK LIMITS AT T 10 + NEXT LAP
- CAR 84 TIME 1:26.418 DELETED TRACK LIMITS AT T 6
- CAR 19 TIME 1:24.854 DELETED TRACK LIMITS AT T 10
- CAR 5 TIME 1:28.009 DELETED TRACK LIMITS AT T 9
- CAR 19 TIME 1:24.854 DELETED TRACK LIMITS AT T 10 + NEXT LAP**
- CAR 84 TIME 1:26.151 DELETED TRACK LIMITS AT T 9
- CAR 5 TIME 1:25.750 DELETED TRACK LIMITS AT T 9
- CAR 69 TIME 1:35.593 DELETED TRACK LIMITS AT T 9
- CAR 84 TIME 1:26.221 DELETED TRACK LIMITS AT T 9
- CAR 5 TIME 1:25.776 DELETED TRACK LIMITS AT T 6
- CAR 69 TIME 1:25.662 DELETED TRACK LIMITS AT T 9
- CAR 5 TIME 1:25.503 DELETED TRACK LIMITS AT T 9
- CAR 69 TIME 1:25.429 DELETED TRACK LIMITS AT T 6
- CAR 73 TIME 1:25.799 DELETED TRACK LIMITS AT T 9
- CAR 84 TIME 1:26.308 DELETED TRACK LIMITS AT T 9
- CAR 84 TIME 1:26.245 DELETED TRACK LIMITS AT T 9 - CAR 84 TIME 1:26.228 DELETED TRACK LIMITS AT T 9
- CAR 5 TIME 1:25.429 DELETED TRACK LIMITS AT T 9


Published at:.....

Race Director:

Neus Santamaría Sanromà

DPB-0819-ESP/CAT

Timekeeper:


 Luis Garcia

JOB-1605-ESP/M

