

**Red Bull Ring**  
**Euroformula Open**  
**Race - 1**  
**Provisional Results**



Clas	Nº	Driver	Nat	Cat	Clas	Team	Nat	Vehicle	Laps	Total Time	Gap	Interval	Km/h	Best	Time	Km/h
1	19	Noel Leon	MEX			Team Motopark	DEU	Dallara F320 Spiess	20	<b>28:22.060</b>			182.9	8	1:24.378	184.5
2	73	Cian Shields	GBR			Team Motopark	DEU	Dallara F320 Spiess	20	<b>28:30.010</b>	7.950	7.950	182.1	5	1:24.881	183.4
3	69	Joshua Dufek	CHE			CryptoTower Racing Team	JPN	Dallara F320 Spiess	20	<b>28:32.190</b>	10.130	2.180	181.9	11	1:25.021	183.1
4	84	Francesco Simonazzi	ITA			BVM Racing	ITA	Dallara F320 Spiess	20	<b>28:32.559</b>	10.499	0.369	181.8	10	1:24.836	183.5
5	5	Charlie Wurz	AUT			CryptoTower Racing Team	JPN	Dallara F320 Spiess	20	<b>28:33.253</b>	11.193	0.694	181.8	6	1:24.564	184.1
6	23	Bryce Aron	USA			Team Motopark	DEU	Dallara F320 Spiess	20	<b>28:42.526</b>	20.466	9.273	180.8	6	1:24.959	183.3
7	26	Jakob Bergmeister	DEU	R	1	Team Motopark	DEU	Dallara F320 Spiess	20	<b>29:03.352</b>	41.292	20.826	178.6	15	1:25.313	182.5
8	212	Paolo Brajnik	SRB	GC	1	NV Racing	SRB	Dallara F320 Spiess	20	<b>29:07.899</b>	45.839	4.547	178.1	11	1:26.421	180.2
9	7	Vladimir Netusil	CZE	GC	2	Effective Racing	CZE	Dallara F320 HWA	20	<b>29:13.220</b>	51.160	5.321	177.6	6	1:26.562	179.9

Fastest lap Noel Leon in 1:24.378 at 184.5 Km/h in lap 8

Published at:.....

Track Temp: **42.0 °C** Air Temp: **25.8 °C** Humidity: **46 %** Track Status: **DRY**

**Race Director:**

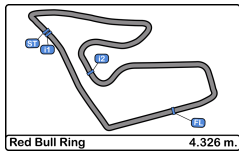
Neus Santamaría Sanromà

DPB-0819-ESP/CAT

**Timekeeper:**

Luis Garcia  
 JOB-1605-ESP/M





**Red Bull Ring**  
**Euroformula Open**  
**Race - 1**  
**Provisional Results by Category**



Rookie																		
Clas	Nº	Driver	Nat	Cat	Clas	Team	Nat	Vehicle	Laps	Total Time	Gap	Interval	Km/h	Best	Time	Km/h		
1	26	Jakob Bergmeister		DEU	R	1	Team Motopark		DEU	Dallara F320 Spiess	20	29:03.352			178.6	15	1:25.313	182.5

GC																		
Clas	Nº	Driver	Nat	Cat	Clas	Team	Nat	Vehicle	Laps	Total Time	Gap	Interval	Km/h	Best	Time	Km/h		
1	212	Paolo Brajnik		SRB	GC	1	NV Racing		SRB	Dallara F320 Spiess	20	29:07.899			178.1	11	1:26.421	180.2
2	7	Vladimir Netusil		CZE	GC	2	Effective Racing		CZE	Dallara F320 HWA	20	29:13.220	5.321	5.321	177.6	6	1:26.562	179.9

Clas	Nº	Driver	Nat	Cat	Clas	Team	Nat	Vehicle	Laps	Total Time	Gap	Interval	Km/h	Best	Time	Km/h	
1	19	Noel Leon		MEX		Team Motopark		DEU	Dallara F320 Spiess	20	28:22.060			182.9	8	1:24.378	184.5
2	73	Cian Shields		GBR		Team Motopark		DEU	Dallara F320 Spiess	20	28:30.010	7.950	7.950	182.1	5	1:24.881	183.4
3	69	Joshua Dufek		CHE		CryptoTower Racing Team		JPN	Dallara F320 Spiess	20	28:32.190	10.130	2.180	181.9	11	1:25.021	183.1
4	84	Francesco Simonazzi		ITA		BVM Racing		ITA	Dallara F320 Spiess	20	28:32.559	10.499	0.369	181.8	10	1:24.836	183.5
5	5	Charlie Wurz		AUT		CryptoTower Racing Team		JPN	Dallara F320 Spiess	20	28:33.253	11.193	0.694	181.8	6	1:24.564	184.1
6	23	Bryce Aron		USA		Team Motopark		DEU	Dallara F320 Spiess	20	28:42.526	20.466	9.273	180.8	6	1:24.959	183.3

Fastest lap Noel Leon in 1:24.378 at 184.5 Km/h in lap 8

Published at:.....

Track Temp: **42.0 °C** Air Temp: **25.8 °C** Humidity: **46 %** Track Status: **DRY**

**Race Director:**

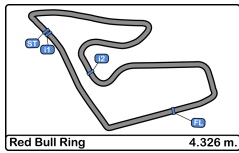
Neus Santamaría Sanromà

DPB-0819-ESP/CAT

**Timekeeper:**

Luis Garcia  
 JOB-1605-ESP/M





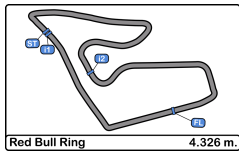
**Red Bull Ring**  
**Euroformula Open**  
**Race - 1**



**Provisional Classification by Driver Fastest Lap**

Clas	Nº	Driver	Nat	Cat	Clas	Team	Nat	Vehicle	Laps	Best	Time	Gap	Interval	Km/h
1	19	Noel Leon		MEX		Team Motopark		Dallara F320 Spiess	20	8	1:24.378			184.5
2	5	Charlie Wurz		AUT		CryptoTower Racing Team		Dallara F320 Spiess	20	6	1:24.564	0.186	0.186	184.1
3	84	Francesco Simonazzi		ITA		BVM Racing		Dallara F320 Spiess	20	10	1:24.836	0.458	0.272	183.5
4	73	Cian Shields		GBR		Team Motopark		Dallara F320 Spiess	20	5	1:24.881	0.503	0.045	183.4
5	23	Bryce Aron		USA		Team Motopark		Dallara F320 Spiess	20	6	1:24.959	0.581	0.078	183.3
6	69	Joshua Dufek		CHE		CryptoTower Racing Team		Dallara F320 Spiess	20	11	1:25.021	0.643	0.062	183.1
7	26	Jakob Bergmeister		DEU	R 1	Team Motopark		Dallara F320 Spiess	20	15	1:25.313	0.935	0.292	182.5
8	212	Paolo Brajnik		SRB	GC 1	NV Racing		Dallara F320 Spiess	20	11	1:26.421	2.043	1.108	180.2
9	7	Vladimir Netusil		CZE	GC 2	Effective Racing		Dallara F320 HWA	20	6	1:26.562	2.184	0.141	179.9





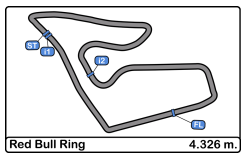
**Red Bull Ring**  
**Euroformula Open**  
**Race - 1**



**Distance and Speed Average**

Clas	Nº	Driver	Nat	Cat	Clas	Team	Nat	Vehicle	Laps	Distance	Total Time	Km/h
1	19	Noel Leon		MEX		Team Motopark		Dallara F320 Spiess	20	86.52	28:22.060	182.9
2	73	Cian Shields		GBR		Team Motopark		Dallara F320 Spiess	20	86.52	28:30.010	182.1
3	69	Joshua Dufek		CHE		CryptoTower Racing Team		Dallara F320 Spiess	20	86.52	28:32.190	181.9
4	84	Francesco Simonazzi		ITA		BVM Racing		Dallara F320 Spiess	20	86.52	28:32.559	181.8
5	5	Charlie Wurz		AUT		CryptoTower Racing Team		Dallara F320 Spiess	20	86.52	28:33.253	181.8
6	23	Bryce Aron		USA		Team Motopark		Dallara F320 Spiess	20	86.52	28:42.526	180.8
7	26	Jakob Bergmeister		DEU	R 1	Team Motopark		Dallara F320 Spiess	20	86.52	29:03.352	178.6
8	212	Paolo Brajnik		SRB	GC 1	NV Racing		Dallara F320 Spiess	20	86.52	29:07.899	178.1
9	7	Vladimir Netusil		CZE	GC 2	Effective Racing		Dallara F320 HWA	20	86.52	29:13.220	177.6





**Red Bull Ring**  
**Euroformula Open**  
**Race - 1**  
**Lap Analysis**



5

Charlie Wurz

Dallara F320 Spiess **19**

Noel Leon

Dallara F320 Spiess

CryptoTower Racing Team

Team Motopark

Lap	D	Time	Sector 1	Sector 2	Sector 3	T. Spd	Elapsed	Lap	D	Time	Sector 1	Sector 2	Sector 3	T. Spd	Elapsed
1		1:34.429	29.643	38.796	25.990	219.9	1:34.429	1		1:28.802	25.243	38.470	25.089	218.6	1:28.802
2		1:27.620	22.354	38.705	26.561	222.2	3:02.049	2		1:25.289	22.180	38.076	25.033	220.4	2:54.091
3		1:25.681	22.240	38.009	25.432	220.8	4:27.730	3		1:25.086	22.178	37.868	25.040	220.4	4:19.177
4		1:25.230	22.152	37.894	25.184	220.8	5:52.960	4		1:24.900	22.085	37.892	24.923	220.8	5:44.077
5		1:24.767	22.044	37.709	25.014	221.3	7:17.727	5		1:24.583	22.054	37.722	24.807	220.8	7:08.660
6		1:24.564	21.952	37.557	25.055	222.6	8:42.291	6		1:24.701	22.045	37.832	24.824	221.7	8:33.361
7		1:24.938	22.003	37.722	25.213	223.1	10:07.229	7		1:24.740	22.097	37.813	24.830	221.7	9:58.101
8		1:24.781	21.959	37.739	25.083	223.1	11:32.010	8		1:24.378	22.083	37.619	24.676	222.2	11:22.479
9		1:24.998	21.954	37.806	25.238	222.6	12:57.008	9		1:24.398	22.023	37.638	24.737	221.7	12:46.877
10		1:24.771	21.951	37.744	25.076	222.6	14:21.779	10		1:24.812	22.040	37.821	24.951	221.7	14:11.689
11		1:24.867	21.944	37.805	25.118	223.6	15:46.646	11		1:24.759	22.105	37.830	24.824	221.3	15:36.448
12		1:25.019	21.932	37.868	25.219	224.0	17:11.665	12		1:24.731	22.029	37.798	24.904	221.3	17:01.179
13		1:25.039	21.937	37.906	25.196	224.0	18:36.704	13		1:24.662	22.021	37.701	24.940	221.7	18:25.841
14		1:25.067	21.887	38.007	25.173	225.0	20:01.771	14		1:24.724	22.031	37.770	24.923	221.7	19:50.565
15		1:25.042	21.915	37.945	25.182	224.5	21:26.813	15		1:24.832	22.105	37.731	24.996	222.2	21:15.397
16		1:25.264	21.945	38.048	25.271	225.4	22:52.077	16		1:25.103	22.164	37.921	25.018	221.7	22:40.500
17		1:25.414	22.013	38.040	25.361	225.0	24:17.491	17		1:24.915	22.041	37.846	25.028	221.7	24:05.415
18		1:25.294	21.899	38.025	25.370	225.4	25:42.785	18		1:25.422	22.126	38.062	25.234	221.3	25:30.837
19		1:25.215	21.961	37.944	25.310	225.0	27:08.000	19		1:25.023	22.136	37.755	25.132	220.8	26:55.860
20		1:25.253	21.947	37.951	25.355	224.0	28:33.253	20		1:26.200	22.173	38.356	25.671	221.7	28:22.060

7

Vladimir Netusil

Dallara F320 HWA **23**

Bryce Aron

Dallara F320 Spiess

GC

Effective Racing

Team Motopark

Lap	D	Time	Sector 1	Sector 2	Sector 3	T. Spd	Elapsed	Lap	D	Time	Sector 1	Sector 2	Sector 3	T. Spd	Elapsed
1		1:35.551	27.177	41.668	26.706	219.0	1:35.551	1		1:35.591			1:35.591		1:35.591
2		1:27.960	22.896	38.967	26.097	225.0	3:03.511	2		1:26.831			3:02.422		3:02.422
3		1:27.677	22.628	39.003	26.046	224.5	4:31.188	3		1:26.131			4:28.553		4:28.553
4		1:27.301	22.456	39.037	25.808	224.5	5:58.489	4		1:25.328			5:53.881		5:53.881
5		1:26.854	22.417	38.804	25.633	223.6	7:25.343	5		1:25.117			7:18.998		7:18.998
6		1:26.562	22.453	38.517	25.592	223.1	8:51.905	6		1:24.959			8:43.957		8:43.957
7		1:27.850	22.403	39.065	26.382	224.0	10:19.755	7		1:25.255			10:09.212		10:09.212
8		1:26.975	22.412	38.928	25.635	222.6	11:46.730	8		1:25.470			11:34.682		11:34.682
9		1:26.755	22.289	38.892	25.574	222.2	13:13.485	9		1:25.500			13:00.182		13:00.182
10		1:26.586	22.412	38.680	25.494	220.8	14:40.071	10		1:25.245			14:25.427		14:25.427
11		1:27.193	22.456	39.046	25.691	220.8	16:07.264	11		1:25.606			15:51.033		15:51.033
12		1:27.145	22.432	39.067	25.646	220.8	17:34.409	12		1:25.269			17:16.302		17:16.302
13		1:27.196	22.431	39.069	25.696	220.8	19:01.605	13		1:25.485			18:41.787		18:41.787
14		1:28.173	22.358	39.835	25.980	221.7	20:29.778	14		1:25.517			20:07.304		20:07.304
15		1:27.102	22.504	38.736	25.862	222.6	21:56.880	15		1:25.592			21:32.896		21:32.896
16		1:26.935	22.425	38.680	25.830	221.7	23:23.815	16		1:25.669			22:58.565		22:58.565
17		1:27.542	22.424	38.734	26.384	220.8	24:51.357	17		1:25.656			24:24.221		24:24.221
18		1:27.219	22.423	38.817	25.979	220.8	26:18.576	18		1:25.714			25:49.935		25:49.935
19		1:27.251	22.346	38.988	25.917	220.8	27:45.827	19		1:26.211			27:16.146		27:16.146
20		1:27.393	22.553	38.971	25.869	221.7	29:13.220	20		1:26.380			28:42.526		28:42.526





**Red Bull Ring**  
**Euroformula Open**  
**Race - 1**  
**Lap Analysis**



**26**

Jakob Bergmeister

Dallara F320 Spiess **73**

Cian Shields

Dallara F320 Spiess

Rookie

Team Motopark

Team Motopark

Lap	D	Time	Sector 1	Sector 2	Sector 3	T. Spd	Elapsed	Lap	D	Time	Sector 1	Sector 2	Sector 3	T. Spd	Elapsed
1		1:42.616	37.727	38.817	26.072	218.1	1:42.616	1		1:29.820	26.227	38.294	25.299	221.7	1:29.820
2		1:26.258	22.468	38.248	25.542	219.9	3:08.874	2		1:25.481	22.128	38.177	25.176	222.6	2:55.301
3		1:25.878	22.281	38.102	25.495	221.7	4:34.752	3		1:25.232	22.047	38.124	25.061	223.6	4:20.533
4		1:25.840	22.170	37.938	25.732	222.2	6:00.592	4		1:25.091	22.048	38.094	24.949	223.1	5:45.624
5		1:25.793	22.263	38.061	25.469	221.3	7:26.385	5		1:24.881	21.983	37.904	24.994	222.2	7:10.505
6		1:26.140	22.223	38.078	25.839	223.1	8:52.525	6		1:24.899	22.036	37.877	24.986	222.6	8:35.404
7		1:27.649	22.212	38.826	26.611	225.9	10:20.174	7		1:24.914	22.086	37.784	25.044	223.1	10:00.318
8		1:27.137	22.317	38.881	25.939	225.9	11:47.311	8		1:25.009	22.086	37.770	25.153	223.1	11:25.327
9		1:26.740	22.387	38.632	25.721	223.1	13:14.051	9		1:25.191	22.187	37.899	25.105	222.2	12:50.518
10		1:26.530	22.203	38.684	25.643	225.4	14:40.581	10		1:25.271	22.131	38.013	25.127	222.2	14:15.789
11		1:27.153	22.212	39.330	25.611	225.4	16:07.734	11		1:25.130	22.036	37.899	25.195	222.2	15:40.919
12		1:27.166	22.162	39.123	25.881	227.8	17:34.900	12		1:25.327	22.191	37.960	25.176	221.7	17:06.246
13		1:27.156	22.211	39.011	25.934	225.4	19:02.056	13		1:25.270	22.048	37.949	25.273	222.6	18:31.516
14		1:26.472	22.151	38.714	25.607	227.8	20:28.528	14		1:25.292	22.117	37.971	25.204	222.6	19:56.808
15		1:25.313	22.228	37.783	25.302	222.6	21:53.841	15		1:25.428	22.153	38.017	25.258	222.6	21:22.236
16		1:25.870	22.321	37.962	25.587	222.2	23:19.711	16		1:25.486	22.212	37.973	25.301	222.6	22:47.722
17		1:26.001	22.196	38.192	25.613	223.6	24:45.712	17		1:25.589	22.238	37.980	25.371	221.7	24:13.311
18		1:26.074	22.250	38.336	25.488	225.9	26:11.786	18		1:25.542	22.137	38.052	25.353	221.3	25:38.853
19		1:26.012	22.198	38.187	25.627	220.8	27:37.798	19		1:25.653	22.199	38.062	25.392	221.7	27:04.506
20		1:25.554	22.250	37.821	25.483	221.7	29:03.352	20		1:25.504	22.282	37.976	25.246	220.8	28:30.010

**69**

Joshua Dufek

Dallara F320 Spiess **84**

Francesco Simonazzi

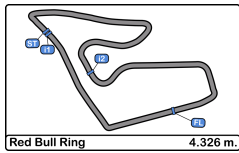
Dallara F320 Spiess

CryptoTower Racing Team

BVM Racing

Lap	D	Time	Sector 1	Sector 2	Sector 3	T. Spd	Elapsed	Lap	D	Time	Sector 1	Sector 2	Sector 3	T. Spd	Elapsed
1		1:31.345	27.254	38.820	25.271	219.0	1:31.345	1		1:33.643	27.382	40.795	25.466	211.7	1:33.643
2		1:25.854	22.287	38.335	25.232	220.4	2:57.199	2		1:25.720	22.107	38.294	25.319	225.0	2:59.363
3		1:25.261	22.115	38.049	25.097	221.3	4:22.460	3		1:25.511	22.086	38.164	25.261	223.1	4:24.874
4		1:25.208	22.195	37.982	25.031	220.8	5:47.668	4		1:25.251	22.099	37.966	25.186	222.2	5:50.125
5		1:25.059	22.083	37.961	25.015	220.8	7:12.727	5		1:25.461	22.172	37.997	25.292	221.7	7:15.586
6		1:25.100	22.073	37.811	25.216	220.8	8:37.827	6		1:24.989	22.129	37.821	25.039	222.2	8:40.575
7		1:25.245	22.157	37.949	25.139	221.3	10:03.072	7		1:25.118	22.066	37.902	25.150	222.6	10:05.693
8		1:25.140	22.078	37.876	25.186	221.3	11:28.212	8		1:24.970	22.067	37.883	25.020	222.6	11:30.663
9		1:25.186	22.075	37.965	25.146	220.8	12:53.398	9		1:25.055	22.032	37.965	25.058	222.6	12:55.718
10		1:25.144	22.154	37.917	25.073	221.3	14:18.542	10		1:24.836	22.041	37.815	24.980	222.6	14:20.554
11		1:25.021	22.064	37.864	25.093	220.8	15:43.563	11		1:25.082	22.093	37.977	25.012	222.2	15:45.636
12		1:25.299	22.119	37.930	25.250	221.3	17:08.862	12		1:24.951	22.026	37.811	25.114	222.6	17:10.587
13		1:25.119	22.068	37.817	25.234	221.7	18:33.981	13		1:25.108	21.954	37.897	25.257	224.0	18:35.695
14		1:25.306	22.099	37.983	25.224	222.2	19:59.287	14		1:25.243	22.065	37.986	25.192	222.6	20:00.938
15		1:25.260	22.085	37.870	25.305	222.2	21:24.547	15		1:25.205	21.980	37.942	25.283	223.6	21:26.143
16		1:25.444	22.072	38.045	25.327	221.7	22:49.991	16		1:25.218	22.046	37.918	25.254	223.1	22:51.361
17		1:25.481	22.149	38.029	25.303	221.3	24:15.472	17		1:25.505	22.120	37.980	25.405	223.1	24:16.866
18		1:25.592	22.105	38.051	25.436	221.3	25:41.064	18		1:25.219	22.029	37.925	25.265	223.6	25:42.085
19		1:25.519	22.125	37.970	25.424	221.3	27:06.583	19		1:25.032	21.971	37.765	25.296	224.5	27:07.117
20		1:25.607	22.133	38.069	25.405	222.2	28:32.190	20		1:25.442	22.007	38.123	25.312	226.4	28:32.559





**Red Bull Ring**  
**Euroformula Open**  
**Race - 1**  
**Lap Analysis**



**212**

Paolo Brajnik

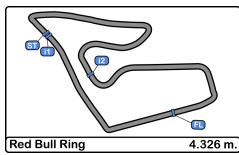
Dallara F320 Spiess

GC

NV Racing

Lap	D	Time	Sector 1	Sector 2	Sector 3	T. Spd	Elapsed
1		1:33.171	27.791	39.529	25.851	221.3	1:33.171
2		1:29.305	22.457	39.676	27.172	221.7	3:02.476
3		1:28.220	23.193	38.778	26.249	222.6	4:30.696
4		1:26.839	22.475	38.614	25.750	221.3	5:57.535
5		1:26.777	22.389	38.523	25.865	220.4	7:24.312
6		1:27.078	22.369	38.459	26.250	221.3	8:51.390
7		1:26.855	22.281	38.542	26.032	222.2	10:18.245
8		1:26.792	22.410	38.510	25.872	220.8	11:45.037
9		1:26.565	22.436	38.398	25.731	221.3	13:11.602
10		1:26.694	22.279	38.429	25.986	221.3	14:38.296
11		<b>1:26.421</b>	22.303	38.438	<b>25.680</b>	220.8	16:04.717
12		1:26.423	22.310	38.422	25.691	221.3	17:31.140
13		1:26.583	<b>22.222</b>	38.498	25.863	222.2	18:57.723
14		1:26.987	22.367	38.400	26.220	221.7	20:24.710
15		1:26.982	22.413	38.399	26.170	221.7	21:51.692
16		1:26.809	22.450	<b>38.341</b>	26.018	221.3	23:18.501
17		1:26.820	22.458	38.510	25.852	220.8	24:45.321
18		1:27.610	22.318	39.279	26.013	220.8	26:12.931
19		1:26.945	22.394	38.695	25.856	222.2	27:39.876
20		1:28.023	22.396	38.697	26.930	222.2	29:07.899





**Red Bull Ring**  
**Euroformula Open**  
**Race - 1**

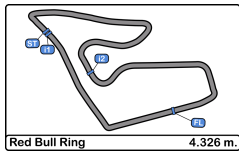


**Analysis by Lap**

Num	Lap Time	Gap	Num	Lap Time	Gap	Num	Lap Time	Gap	Num	Lap Time	Gap
<b>Lap 1</b>			<b>Lap 6</b>			<b>Lap 11</b>			<b>Lap 16</b>		
19	1:28.802		19	1:24.701		19	1:24.759		19	1:25.103	
73	1:29.820	01.018	73	1:24.899	02.043	73	1:25.130	04.471	73	1:25.486	07.222
69	1:31.345	02.543	69	1:25.100	04.466	69	1:25.021	07.115	69	1:25.444	09.491
212	1:33.171	04.369	84	1:24.989	07.214	84	1:25.082	09.188	84	1:25.218	10.861
84	1:33.643	04.841	5	1:24.564	08.930	5	1:24.867	10.198	5	1:25.264	11.577
5	1:34.429	05.627	23	1:24.959	10.596	23	1:25.606	14.585	23	1:25.669	18.065
7	1:35.551	06.749	212	1:27.078	18.029	212	1:26.421	28.269	212	1:26.809	38.001
23	1:35.591	06.789	7	1:26.562	18.544	7	1:27.193	30.816	26	1:25.870	39.211
26	1:42.616	13.814	26	1:26.140	19.164	26	1:27.153	31.286	7	1:26.935	43.315
<b>Lap 2</b>			<b>Lap 7</b>			<b>Lap 12</b>			<b>Lap 17</b>		
19	1:25.289		19	1:24.740		19	1:24.731		19	1:24.915	
73	1:25.481	01.210	73	1:24.914	02.217	73	1:25.327	05.067	73	1:25.589	07.896
69	1:25.854	03.108	69	1:25.245	04.971	69	1:25.299	07.683	69	1:25.481	10.057
84	1:25.720	05.272	84	1:25.118	07.592	84	1:24.951	09.408	84	1:25.505	11.451
5	1:27.620	07.958	5	1:24.938	09.128	5	1:25.019	10.486	5	1:25.414	12.076
23	1:26.831	08.331	23	1:25.255	11.111	23	1:25.269	15.123	23	1:25.656	18.806
212	1:29.305	08.385	212	1:26.855	20.144	212	1:26.423	29.961	212	1:26.820	39.906
7	1:27.960	09.420	7	1:27.850	21.654	7	1:27.145	33.230	26	1:26.001	40.297
26	1:26.258	14.783	26	1:27.649	22.073	26	1:27.166	33.721	7	1:27.542	45.942
<b>Lap 3</b>			<b>Lap 8</b>			<b>Lap 13</b>			<b>Lap 18</b>		
19	1:25.086		19	1:24.378		19	1:24.662		19	1:25.422	
73	1:25.232	01.356	73	1:25.009	02.848	73	1:25.270	05.675	73	1:25.542	08.016
69	1:25.261	03.283	69	1:25.140	05.733	69	1:25.119	08.140	69	1:25.592	10.227
84	1:25.511	05.697	84	1:24.970	08.184	84	1:25.108	09.854	84	1:25.219	11.248
5	1:25.681	08.553	5	1:24.781	09.531	5	1:25.039	10.863	5	1:25.294	11.948
23	1:26.131	09.376	23	1:25.470	12.203	23	1:25.485	15.946	23	1:25.714	19.098
212	1:28.220	11.519	212	1:26.792	22.558	212	1:26.583	31.882	26	1:26.074	40.949
7	1:27.677	12.011	7	1:26.975	24.251	7	1:27.196	35.764	212	1:27.610	42.094
26	1:25.878	15.575	26	1:27.137	24.832	26	1:27.156	36.215	7	1:27.219	47.739
<b>Lap 4</b>			<b>Lap 9</b>			<b>Lap 14</b>			<b>Lap 19</b>		
19	1:24.900		19	1:24.398		19	1:24.724		19	1:25.023	
73	1:25.091	01.547	73	1:25.191	03.641	73	1:25.292	06.243	73	1:25.653	08.646
69	1:25.208	03.591	69	1:25.186	06.521	69	1:25.306	08.722	69	1:25.519	10.723
84	1:25.251	06.048	84	1:25.055	08.841	84	1:25.243	10.373	84	1:25.032	11.257
5	1:25.230	08.883	5	1:24.998	10.131	5	1:25.067	11.206	5	1:25.215	12.140
23	1:25.328	09.804	23	1:25.500	13.305	23	1:25.517	16.739	23	1:26.211	20.286
212	1:26.839	13.458	212	1:26.565	24.725	212	1:26.987	34.145	26	1:26.012	41.938
7	1:27.301	14.412	7	1:26.755	26.608	26	1:26.472	37.963	212	1:26.945	44.016
26	1:25.840	16.515	26	1:26.740	27.174	7	1:28.173	39.213	7	1:27.251	49.967
<b>Lap 5</b>			<b>Lap 10</b>			<b>Lap 15</b>			<b>Lap 20</b>		
19	1:24.583		19	1:24.812		19	1:24.832		19	1:26.200	
73	1:24.881	01.845	73	1:25.271	04.100	73	1:25.428	06.839	73	1:25.504	07.950
69	1:25.059	04.067	69	1:25.144	06.853	69	1:25.260	09.150	69	1:25.607	10.130
84	1:25.461	06.926	84	1:24.836	08.865	84	1:25.205	10.746	84	1:25.442	10.499
5	1:24.767	09.067	5	1:24.771	10.090	5	1:25.042	11.416	5	1:25.253	11.193
23	1:25.117	10.338	23	1:25.245	13.738	23	1:25.592	17.499	23	1:26.380	20.466
212	1:26.777	15.652	212	1:26.694	26.607	212	1:26.982	36.295	26	1:25.554	41.292
7	1:26.854	16.683	7	1:26.586	28.382	26	1:25.313	38.444	212	1:28.023	45.839
26	1:25.793	17.725	26	1:26.530	28.892	7	1:27.102	41.483	7	1:27.393	51.160





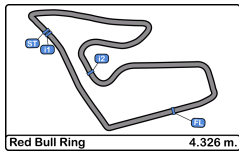


**Red Bull Ring**  
**Euroformula Open**  
**Race - 1**  
**Best Sectors Results**



Sector - 1			Sector - 2			Sector - 3			Ideal Lap vs Best Lap						
Clas	Nº	Driver	Time	Nº	Driver	Time	Nº	Driver	Time	Clas	Nº	Driver	Ideal Lap	Best Lap	Clas
1	5	Charlie Wurz	21.887	5	Charlie Wurz	37.557	19	Noel Leon	24.676	1	19	Noel Leon	1:24.316	1:24.378	1
2	84	Francesco Simonazzi	21.954	19	Noel Leon	37.619	73	Cian Shields	24.949	2	5	Charlie Wurz	1:24.458	1:24.564	2
3	73	Cian Shields	21.983	84	Francesco Simonazzi	37.765	84	Francesco Simonazzi	24.980	3	84	Francesco Simonazzi	1:24.699	1:24.836	3
4	19	Noel Leon	22.021	73	Cian Shields	37.770	5	Charlie Wurz	25.014	4	73	Cian Shields	1:24.702	1:24.881	4
5	69	Joshua Dufek	22.064	26	Jakob Bergmeister	37.783	69	Joshua Dufek	25.015	5	69	Joshua Dufek	1:24.890	1:25.021	6
6	26	Jakob Bergmeister	22.151	69	Joshua Dufek	37.811	26	Jakob Bergmeister	25.302	6	26	Jakob Bergmeister	1:25.236	1:25.313	7
7	21	Paolo Brajnik	22.222	212	Paolo Brajnik	38.341	7	Vladimir Netusil	25.494	7	212	Paolo Brajnik	1:26.243	1:26.421	8
8	7	Vladimir Netusil	22.289	7	Vladimir Netusil	38.517	212	Paolo Brajnik	25.680	8	7	Vladimir Netusil	1:26.300	1:26.562	9
9	23	Bryce Aron	Transpo	23	Bryce Aron	Transpo	23	Bryce Aron	1:35.591	9	23	Bryce Aron	Transpo	1:24.959	5



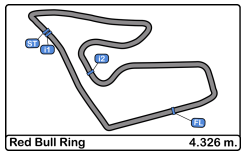


**Red Bull Ring**  
**Euroformula Open**  
**Race - 1**  
**Leader Sequence**



N°	Driver	Nat	Cat	Clas	Team	Nat	Vehicle	Start Lap	End Lap	Laps	Total Laps
19	Noel Leon	MEX			Team Motopark	DEU	Dallara F320 Spiess	1	20	20	20



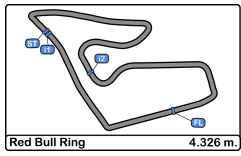


**Red Bull Ring**  
**Euroformula Open**  
**Race - 1**  
**Best 5 Lap Times**



Cls	N°	Driver	Nat	Cat	Cls	Team	Nat	Vehicle	Best 1		Best 2		Best 3		Best 4		Best 5	
									Time	Lap	Time	Lap	Time	Lap	Time	Lap	Time	Lap
1	19	Noel Leon	MEX			Team Motopark	DEU	Dallara F320 Spiess	1:24.378	8	1:24.398	9	1:24.583	5	1:24.662	13	1:24.701	6
2	5	Charlie Wurz	AUT			CryptoTower Racing	JPN	Dallara F320 Spiess	1:24.564	6	1:24.767	5	1:24.771	10	1:24.781	8	1:24.867	11
3	84	Francesco Simonazzi	ITA			BVM Racing	ITA	Dallara F320 Spiess	1:24.836	10	1:24.951	12	1:24.970	8	1:24.989	6	1:25.032	19
4	73	Cian Shields	GBR			Team Motopark	DEU	Dallara F320 Spiess	1:24.881	5	1:24.899	6	1:24.914	7	1:25.009	8	1:25.091	4
5	23	Bryce Aron	USA			Team Motopark	DEU	Dallara F320 Spiess	1:24.959	6	1:25.117	5	1:25.245	10	1:25.255	7	1:25.269	12
6	69	Joshua Dufek	CHE			CryptoTower Racing	JPN	Dallara F320 Spiess	1:25.021	11	1:25.059	5	1:25.100	6	1:25.119	13	1:25.140	8
7	26	Jakob Bergmeister	DEU	R	1	Team Motopark	DEU	Dallara F320 Spiess	1:25.313	15	1:25.554	20	1:25.793	5	1:25.840	4	1:25.870	16
8	212	Paolo Brajnik	SRB	GC	1	NV Racing	SRB	Dallara F320 Spiess	1:26.421	11	1:26.423	12	1:26.565	9	1:26.583	13	1:26.694	10
9	7	Vladimir Netusil	CZE	GC	2	Effective Racing	CZE	Dallara F320 HWA	1:26.562	6	1:26.586	10	1:26.755	9	1:26.854	5	1:26.935	16



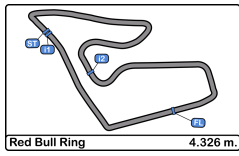


**Red Bull Ring**  
**Euroformula Open**  
**Race - 1**  
**Best 5 Top Speeds**



Clas	Nº	Driver	Nat	Cat	Cls	Team	Nat	Vehicle	Top 1		Top 2		Top 3		Top 4		Top 5		Avg		
									Km/h	Lap	Km/h	Lap	Km/h	Lap	Km/h	Lap	Km/h	Lap			
1	26	Jakob Bergmeister		DEU	R	1	Team Motopark		DEU	Dallara F320 Spiess	227.8	12	227.8	14	225.9	7	225.9	8	225.9	18	226.7
2	84	Francesco Simonazzi		ITA			BVM Racing		ITA	Dallara F320 Spiess	226.4	20	225.0	2	224.5	19	224.0	13	223.6	15	224.7
3	5	Charlie Wurz		AUT			CryptoTower Racing Team		JPN	Dallara F320 Spiess	225.4	16	225.4	18	225.0	14	225.0	17	225.0	19	225.1
4	7	Vladimir Netusil		CZE	GC	1	Effective Racing		CZE	Dallara F320 HWA	225.0	2	224.5	3	224.5	4	224.0	7	223.6	5	224.3
5	73	Cian Shields		GBR			Team Motopark		DEU	Dallara F320 Spiess	223.6	3	223.1	4	223.1	7	223.1	8	222.6	2	223.1
6	212	Paolo Brajnik		SRB	GC	2	NV Racing		SRB	Dallara F320 Spiess	222.6	3	222.2	7	222.2	13	222.2	19	222.2	20	222.3
7	19	Noel Leon		MEX			Team Motopark		DEU	Dallara F320 Spiess	222.2	8	222.2	15	221.7	6	221.7	7	221.7	9	221.9
8	69	Joshua Dufek		CHE			CryptoTower Racing Team		JPN	Dallara F320 Spiess	222.2	14	222.2	15	222.2	20	221.7	13	221.7	16	222.0



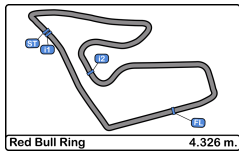


**Red Bull Ring**  
**Euroformula Open**  
**Race - 1**  
**Fastest Laps Sequence**



Lap	Time of Day	Session Time	Nº Driver	Nat	Cat	Team	Nat	Vehicle	Time	Km/h
2	14:10:44.379	2:54.379	19 Noel Leon		MEX	Team Motopark		Dallara F320 Spiess	1:25.289	182.5
3	14:12:09.464	4:19.464	19 Noel Leon		MEX	Team Motopark		Dallara F320 Spiess	1:25.086	183.0
4	14:13:34.365	5:44.365	19 Noel Leon		MEX	Team Motopark		Dallara F320 Spiess	1:24.900	183.4
5	14:14:58.948	7:08.948	19 Noel Leon		MEX	Team Motopark		Dallara F320 Spiess	1:24.583	184.1
6	14:16:32.579	8:42.579	5 Charlie Wurz		AUT	CryptoTower Racing Team		Dallara F320 Spiess	1:24.564	184.1
8	14:19:12.767	11:22.767	19 Noel Leon		MEX	Team Motopark		Dallara F320 Spiess	1:24.378	184.5





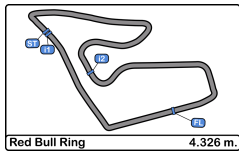
**Red Bull Ring**  
Euroformula Open  
Race - 1



**Event Best Maximum Speed**

N°	Driver	Nat	Cat	Clas	Team	Nat	Vehicle	Km/h	Session		
26	Jakob Bergmeister		DEU	R	1	Team Motopark		DEU	Dallara F320 Spiess	227.8	Race - 1
84	Francesco Simonazzi		ITA			BVM Racing		ITA	Dallara F320 Spiess	226.4	Race - 1
5	Charlie Wurz		AUT			CryptoTower Racing Team		JPN	Dallara F320 Spiess	225.4	Race - 1
7	Vladimir Netusil		CZE	GC	1	Effective Racing		CZE	Dallara F320 HWA	225.0	Race - 1
23	Bryce Aron		USA			Team Motopark		DEU	Dallara F320 Spiess	224.5	Qualifying
69	Joshua Dufek		CHE			CryptoTower Racing Team		JPN	Dallara F320 Spiess	224.0	Free Practice - 2
19	Noel Leon		MEX			Team Motopark		DEU	Dallara F320 Spiess	224.0	Qualifying
73	Cian Shields		GBR			Team Motopark		DEU	Dallara F320 Spiess	223.6	Race - 1
212	Paolo Brajnik		SRB	GC	2	NV Racing		SRB	Dallara F320 Spiess	223.1	Qualifying





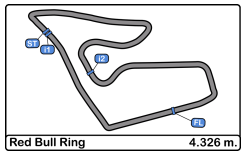
**Red Bull Ring**  
**Euroformula Open**  
**Race - 1**  
**Lap Chart**



**LAP**

Nr	Pos	Grid	1	2	3	4	5	6	7	8	9	10	11	12	13	14	15	16	17	18	19	20
19	1	19	19	19	19	19	19	19	19	19	19	19	19	19	19	19	19	19	19	19	19	19
69	2	69	73	73	73	73	73	73	73	73	73	73	73	73	73	73	73	73	73	73	73	73
5	3	5	69	69	69	69	69	69	69	69	69	69	69	69	69	69	69	69	69	69	69	69
73	4	73	212	84	84	84	84	84	84	84	84	84	84	84	84	84	84	84	84	84	84	84
23	5	23	84	5	5	5	5	5	5	5	5	5	5	5	5	5	5	5	5	5	5	5
26	6	26	5	23	23	23	23	23	23	23	23	23	23	23	23	23	23	23	23	23	23	23
7	7	7	7	212	212	212	212	212	212	212	212	212	212	212	212	212	212	212	212	26	26	26
212	8	212	23	7	7	7	7	7	7	7	7	7	7	7	7	26	26	26	26	212	212	212
84	9	84	26	26	26	26	26	26	26	26	26	26	26	26	26	7	7	7	7	7	7	7

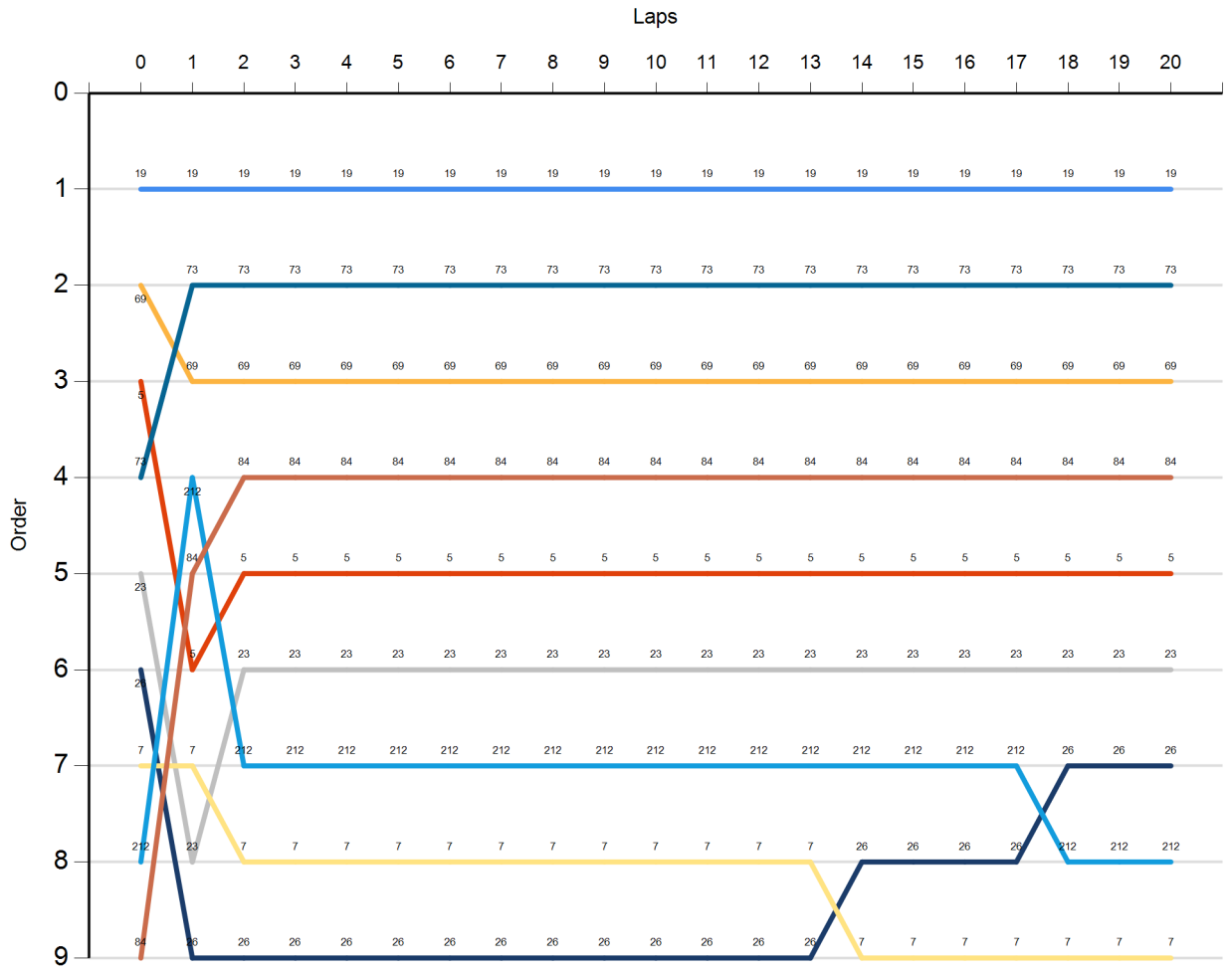




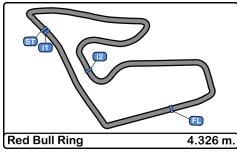
**Red Bull Ring**  
**Euroformula Open**  
**Race - 1**  
**Graphic Lap Chart**



- 19
- 69
- 5
- 73
- 23
- 26
- 7
- 212
- 84





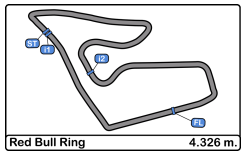


**Red Bull Ring**  
**Euroformula Open**  
**Race - 1**  
**Pit Stop Analysis**



<u>Or</u> <u>d.</u>	<u>Nr.</u>	<u>In Day</u>	<u>Time</u>	<u>Driver</u>	<u>Nat</u>	<u>Cat</u>	<u>Team</u>	<u>Nat</u>	<u>Vehicle</u>	<u>In Time</u>	<u>Stop N°</u>	<u>Pit Time</u>	<u>Handicap</u>	<u>Dif.</u>
------------------------	------------	---------------	-------------	---------------	------------	------------	-------------	------------	----------------	----------------	----------------	-----------------	-----------------	-------------

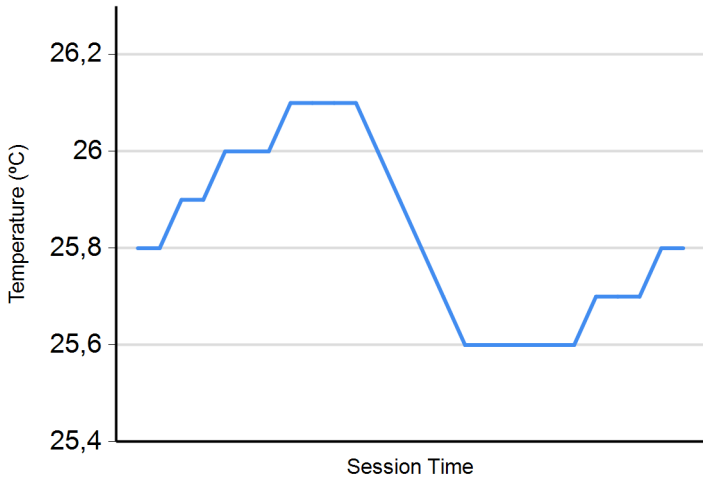




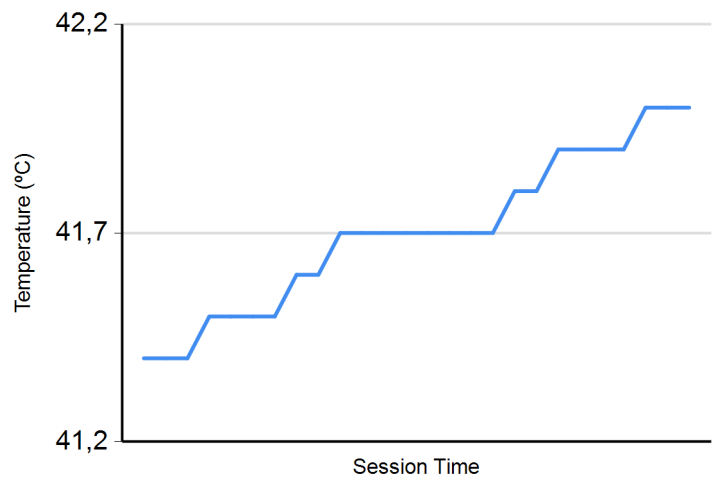
**Red Bull Ring**  
**Euroformula Open**  
**Race - 1**  
**Weather Report**



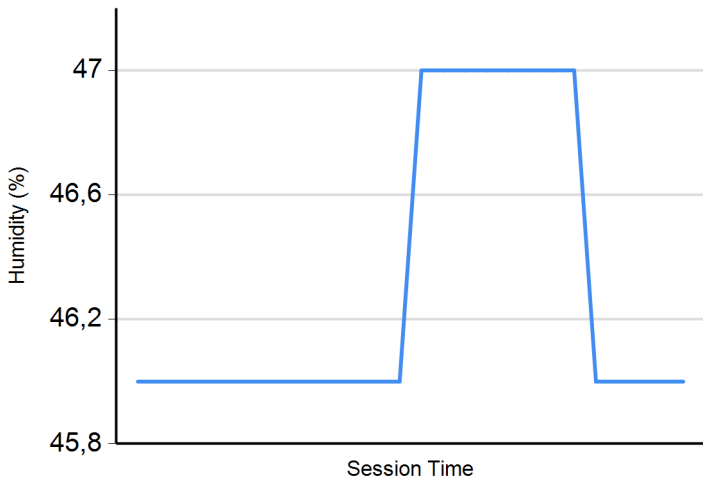
**Air Temperature**



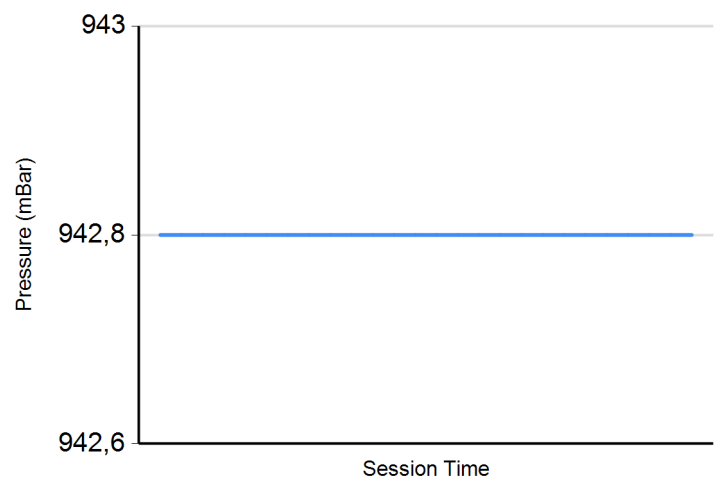
**Track Temperature**



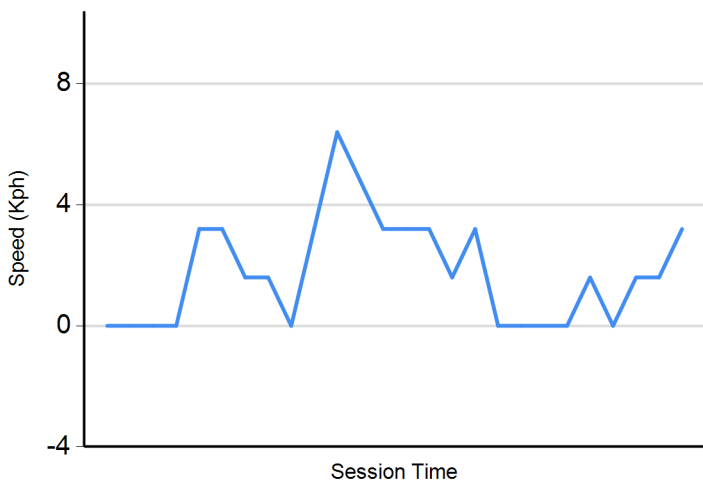
**Humidity**



**Pressure**



**Wind Speed**



**Wind direction**

