

**Autodromo Nazionale Monza**  
**Euroformula Open**  
**Free Practice - 1**  
**Provisional Results**



Clas	Nº	Driver	Nat	Cat	Clas	Team	Nat	Vehicle	Laps	Best	Time	Gap	Interval	Km/h
1	84	Francesco Simonazzi	ITA			BVM Racing	ITA	Dallara F320 Spiess	15	10	1:46.197			196.3
2	5	Charlie Wurz	AUT			CryptoTower Racing Team	JPN	Dallara F320 Spiess	18	10	1:46.206	0.009	0.009	196.3
3	73	Cian Shields	GBR			Team Motopark	DEU	Dallara F320 Spiess	17	10	1:46.882	0.685	0.676	195.1
4	69	Joshua Dufek	CHE			CryptoTower Racing Team	JPN	Dallara F320 Spiess	16	9	1:46.953	0.756	0.071	194.9
5	11	Levente Révész	HUN			Team Motopark	DEU	Dallara F320 Spiess	15	9	1:47.061	0.864	0.108	194.7
6	23	Bryce Aron	USA			Team Motopark	DEU	Dallara F320 Spiess	18	9	1:47.438	1.241	0.377	194.1
7	19	Noel Leon	MEX			Team Motopark	DEU	Dallara F320 Spiess	4	4	1:59.491	13.294	12.053	174.5

**\* PENALTIES**

- CAR 73 TIME 1:49.780 DELETED TRACK LIMITS AT T 4
- CAR 5 TIME 1:47.743 DELETED TRACK LIMITS AT T 4
- CAR 23 TIME 2:08.236 DELETED TRACK LIMITS AT T 4

Published at:.....

Track Temp: 20.5 °C Air Temp: 19.6 °C Humidity: 85 % Track Status: WET


**Race Director:**

Neus Santamaría Sanromà  
 DPB-0819-ESP/CAT

**Timekeeper:**

Luis Garcia  
 JOB-1605-ESP/M





**Autodromo Nazionale Monza**  
**Euroformula Open**  
**Free Practice - 1**



**Provisional Results by Category**

Clas	Nº	Driver	Nat	Cat	Clas	Team	Nat	Vehicle	Laps	Best	Time	Gap	Interval	Km/h
1	84	Francesco Simonazzi	ITA			BVM Racing	ITA	Dallara F320 Spiess	15	10	1:46.197			196.3
2	5	Charlie Wurz	AUT			CryptoTower Racing Team	JPN	Dallara F320 Spiess	18	10	1:46.206	0.009	0.009	196.3
3	73	Cian Shields	GBR			Team Motopark	DEU	Dallara F320 Spiess	17	10	1:46.882	0.685	0.676	195.1
4	69	Joshua Dufek	CHE			CryptoTower Racing Team	JPN	Dallara F320 Spiess	16	9	1:46.953	0.756	0.071	194.9
5	11	Levente Révész	HUN			Team Motopark	DEU	Dallara F320 Spiess	15	9	1:47.061	0.864	0.108	194.7
6	23	Bryce Aron	USA			Team Motopark	DEU	Dallara F320 Spiess	18	9	1:47.438	1.241	0.377	194.1
7	19	Noel Leon	MEX			Team Motopark	DEU	Dallara F320 Spiess	4	4	1:59.491	13.294	12.053	174.5

**\* PENALTIES**

CAR 73 TIME 1:49.780 DELETED TRACK LIMITS AT T 4

CAR 5 TIME 1:47.743 DELETED TRACK LIMITS AT T 4

CAR 23 TIME 2:08.236 DELETED TRACK LIMITS AT T 4

Published at:.....

Track Temp: **20.5 °C** Air Temp: **19.6 °C** Humidity: **85 %** Track Status: **WET**

**Race Director:**


Neus Santamaría Sanromà

DPB-0819-ESP/CAT

**Timekeeper:**

Luis Garcia  
 JOB-1605-ESP/M





**Autodromo Nazionale Monza**  
**Euroformula Open**  
**Free Practice - 1**  
**Lap Analysis**



5

Charlie Wurz

Dallara F320 Spiess **23**

Bryce Aron

Dallara F320 Spiess

CryptoTower Racing Team

Team Motopark

Lap	D	Time	Sector 1	Sector 2	Sector 3	T. Spd	Elapsed	Lap	D	Time	Sector 1	Sector 2	Sector 3	T. Spd	Elapsed
1		10:35:42.608 P	10:34:08.479	43.163	50.966	135.6	10:35:42.608	1		10:35:46.756 P	10:34:10.225	43.225	53.306	154.0	10:35:46.756
2		3:42.381	2:21.400	40.650	40.331	194.9	10:39:24.989	2		5:22.738	4:04.039	39.178	39.521	189.8	10:41:09.494
3		1:53.246	37.375	38.252	37.619	233.2	10:41:18.235	3		1:53.111	36.827	38.349	37.935	225.4	10:43:02.605
4		1:47.993	35.402	36.010	36.581	250.5	10:43:06.228	4		1:53.871	39.807	37.114	36.950	248.8	10:44:56.476
5		1:48.121	35.153	36.210	36.758	256.5	10:44:54.349	5		1:48.928	35.502	36.663	36.763	254.7	10:46:45.404
6		1:47.200	35.139	35.630	36.431	250.5	10:46:41.549	6		1:51.707	38.254	36.660	36.793	256.5	10:48:37.111
7		1:46.625	35.155	35.311	36.159	250.5	10:48:28.174	7		1:48.282	35.441	36.122	36.719	251.7	10:50:25.393
8		1:46.653	35.204	35.294	36.155	250.5	10:50:14.827	8		1:47.924	35.324	35.847	36.753	250.5	10:52:13.317
9		<del>1:47.743</del>	<b>34.929</b>	36.459	36.355	250.5	10:52:02.570	9		<b>1:47.438</b>	35.027	<b>35.730</b>	36.681	251.1	10:54:00.755
10		<b>1:46.206</b>	34.964	<b>35.174</b>	<b>36.068</b>	250.0	10:53:48.776	10		1:47.522	35.158	36.056	<b>36.308</b>	251.1	10:55:48.277
11		1:55.268 P	35.279	35.354	44.635	248.2	10:55:44.044	11		1:54.387 P	<b>35.018</b>	36.075	43.294	251.1	10:57:42.664
12		6:09.557 P	4:44.361	39.741	45.455	184.3	11:01:53.601	12		4:08.326	2:51.016	38.407	38.903	191.4	11:01:50.990
13		2:43.841	1:23.486	40.706	39.649	196.0	11:04:37.442	13		<del>2:08.236</del> P	39.603	42.929	45.704	227.8	11:03:59.226
14		2:05.252 P	37.734	38.519	48.999	238.9	11:06:42.694	14		4:23.934	3:02.316	41.618	40.000	172.8	11:08:23.160
15		2:40.759	1:22.450	39.795	38.514	205.7	11:09:23.453	15		2:04.394 P	37.956	39.957	46.481	224.0	11:10:27.554
16		1:51.555	36.614	37.810	37.131	248.2	11:11:15.008	16		2:24.904	1:09.289	38.324	37.291	206.1	11:12:52.458
17		1:48.700	35.804	36.276	36.620	249.4	11:13:03.708	17		1:50.205	35.973	36.900	37.332	247.1	11:14:42.663
18		1:56.792 P	35.619	35.985	45.188	251.1	11:15:00.500	18		1:56.370 P	35.628	36.422	44.320	250.0	11:16:39.033

11

Levente Révész

Dallara F320 Spiess **69**

Joshua Dufek

Dallara F320 Spiess

Team Motopark

CryptoTower Racing Team

Lap	D	Time	Sector 1	Sector 2	Sector 3	T. Spd	Elapsed	Lap	D	Time	Sector 1	Sector 2	Sector 3	T. Spd	Elapsed
1		10:35:56.985 P	10:34:15.277	44.635	57.073	147.3	10:35:56.985	1		10:36:12.928 P	10:34:36.060	45.255	51.613	160.7	10:36:12.928
2		5:56.051	4:34.818	40.768	40.465	181.5	10:41:53.036	2		5:46.851	4:25.159	41.371	40.321	181.8	10:41:59.779
3		1:53.797	37.108	38.483	38.206	240.0	10:43:46.833	3		1:53.965	38.220	37.917	37.828	228.8	10:43:53.744
4		1:50.658	36.035	36.915	37.708	247.7	10:45:37.491	4		1:48.354	35.648	36.169	36.537	249.4	10:45:42.098
5		1:49.012	35.500	36.525	36.987	247.7	10:47:26.503	5		1:49.519	37.396	35.772	36.351	250.5	10:47:31.617
6		1:48.269	35.411	36.128	36.730	248.2	10:49:14.772	6		1:47.469	35.381	35.779	36.309	250.0	10:49:19.086
7		1:47.984	35.295	35.881	36.808	248.2	10:51:02.756	7		1:47.225	35.225	35.606	36.394	250.0	10:51:06.311
8		1:52.996	37.191	39.087	36.718	248.2	10:52:55.752	8		1:47.786	35.296	36.056	36.434	250.0	10:52:54.097
9		<b>1:47.061</b>	<b>34.899</b>	<b>35.773</b>	<b>36.389</b>	253.5	10:54:42.813	9		<b>1:46.953</b>	<b>35.145</b>	<b>35.590</b>	<b>36.218</b>	248.8	10:54:41.050
10		1:48.019	35.009	36.462	36.548	251.1	10:56:30.832	10		1:57.674 P	36.587	37.420	43.667	249.4	10:56:38.724
11		2:05.253 P	35.545	36.580	53.128	250.0	10:58:36.085	11		6:32.746	5:08.376	42.920	41.450	173.0	11:03:11.470
12		2:38.893 P	1:17.707	35.854	45.332	203.3	11:01:14.978	12		2:00.080	40.407	39.764	39.909	212.1	11:05:11.550
13		4:20.602	2:56.703	41.508	42.391	172.8	11:05:35.580	13		1:56.631	37.735	39.312	39.584	247.7	11:07:08.181
14		2:20.933 P	43.313	43.924	53.696	183.9	11:07:56.513	14		2:08.049 P	38.551	40.554	48.944	247.7	11:09:16.230
15		4:58.874 P	3:29.759	41.178	47.937	167.7	11:12:55.387	15		2:54.644 P	1:27.688	40.907	46.049	151.6	11:12:10.874
16		2:43.697 P	1:17.392	40.258	46.047	197.8	11:14:54.571								

19


Noel Leon

Dallara F320 Spiess

Team Motopark

Lap	D	Time	Sector 1	Sector 2	Sector 3	T. Spd	Elapsed
1		11:04:16.489 P	11:02:45.671	42.303	48.515	193.8	11:04:16.489
2		4:52.412 P	3:20.864	42.173	49.375	200.7	11:09:08.901
3		2:34.512	1:17.395	38.850	<b>38.267</b>	179.7	11:11:43.413
4		<b>1:59.491</b> P	<b>38.046</b>	<b>36.855</b>	44.590	242.6	11:13:42.904





**Autodromo Nazionale Monza**  
**Euroformula Open**  
**Free Practice - 1**  
**Lap Analysis**



**73**

Cian Shields

Dallara F320 Spiess

Team Motopark

Lap	D	Time	Sector 1	Sector 2	Sector 3	T. Spd	Elapsed
1		10:35:44.283 P	10:34:09.487	42.798	51.998	120.5	10:35:44.283
2		5:29.424	4:10.371	39.017	40.036	169.5	10:41:13.707
3		1:51.700	36.746	37.670	37.284	205.7	10:43:05.407
4		1:49.441	35.622	36.706	37.113	255.3	10:44:54.848
5		<del>1:49.780</del>	35.110	37.855	36.815	250.0	10:46:44.628
6		1:48.136	35.332	35.977	36.827	252.9	10:48:32.764
7		1:47.781	35.272	35.796	36.713	251.7	10:50:20.545
8		1:47.492	35.232	35.790	36.470	251.7	10:52:08.037
9		1:46.979	35.028	<b>35.606</b>	36.345	252.3	10:53:55.016
10		<b>1:46.882</b>	<b>34.984</b>	35.681	<b>36.217</b>	252.3	10:55:41.898
11		1:52.622 P	35.012	35.729	41.881	251.1	10:57:34.520
12		9:40.659	8:13.361	43.769	43.529	155.6	11:07:15.179
13		2:00.377	39.549	40.978	39.850	228.8	11:09:15.556
14		1:53.356	37.371	38.030	37.955	231.7	11:11:08.912
15		1:49.602	36.259	36.419	36.924	248.2	11:12:58.514
16		1:48.912	35.798	36.412	36.702	252.3	11:14:47.426
17		1:53.262 P	35.444	35.908	41.910	251.7	11:16:40.688

**84**


Francesco Simonazzi

Dallara F320 Spiess

BVM Racing

Lap	D	Time	Sector 1	Sector 2	Sector 3	T. Spd	Elapsed
1		10:35:46.116	10:34:26.338	40.904	38.874	151.4	10:35:46.116
2		1:51.827	36.515	37.643	37.669	246.5	10:37:37.943
3		1:49.723	36.037	36.427	37.259	248.2	10:39:27.666
4		1:47.743	35.383	35.923	36.437	252.3	10:41:15.409
5		1:48.555	35.841	36.270	36.444	253.5	10:43:03.964
6		1:47.497	35.478	35.618	36.401	253.5	10:44:51.461
7		1:46.838	35.414	35.278	36.146	250.0	10:46:38.299
8		1:46.753	35.206	35.398	36.149	248.8	10:48:25.052
9		1:46.741	35.331	35.394	36.016	249.4	10:50:11.793
10		<b>1:46.197</b>	<b>35.056</b>	<b>35.196</b>	<b>35.945</b>	249.4	10:51:57.990
11		1:55.688 P	35.318	35.715	44.655	250.5	10:53:53.678
12		8:12.682	6:54.244	39.789	38.649	183.9	11:02:06.360
13		2:03.266 P	37.482	39.192	46.592	245.4	11:04:09.626
14		3:43.546 P	2:12.970	40.776	49.800	183.0	11:07:53.172
15		2:46.859 P	1:22.890	38.881	45.088	192.5	11:10:40.031






**Autodromo Nazionale Monza**  
**Euroformula Open**  
**Free Practice - 1**  
**Best Sectors Results**



Sector - 1			Sector - 2			Sector - 3			Ideal Lap vs Best Lap						
Clas	Nº	Driver	Time	Nº	Driver	Time	Nº	Driver	Time	Clas	Nº	Driver	Ideal Lap	Best Lap	Clas
1	11	Levente Révész	34.899	5	Charlie Wurz	35.174	84	Francesco Simonazzi	35.945	1	5	Charlie Wurz	1:46.171	1:46.206	2
2	5	Charlie Wurz	34.929	84	Francesco Simonazzi	35.196	5	Charlie Wurz	36.068	2	84	Francesco Simonazzi	1:46.197	1:46.197	1
3	73	Cian Shields	34.984	69	Joshua Dufek	35.590	73	Cian Shields	36.217	3	73	Cian Shields	1:46.807	1:46.882	3
4	23	Bryce Aron	35.018	73	Cian Shields	35.606	69	Joshua Dufek	36.218	4	69	Joshua Dufek	1:46.953	1:46.953	4
5	84	Francesco Simonazzi	35.056	23	Bryce Aron	35.730	23	Bryce Aron	36.308	5	23	Bryce Aron	1:47.056	1:47.438	6
6	69	Joshua Dufek	35.145	11	Levente Révész	35.773	11	Levente Révész	36.389	6	11	Levente Révész	1:47.061	1:47.061	5
7	19	Noel Leon	38.046	19	Noel Leon	36.855	19	Noel Leon	38.267	7	19	Noel Leon	1:53.168	1:59.491	7






**Autodromo Nazionale Monza**  
**Euroformula Open**  
**Free Practice - 1**  
**Best 5 Lap Times**



Cls	N°	Driver	Nat	Cat	Cls	Team	Nat	Vehicle	Best 1		Best 2		Best 3		Best 4		Best 5	
									Time	Lap	Time	Lap	Time	Lap	Time	Lap	Time	Lap
1	84	Francesco Simonazzi		ITA		BVM Racing		Dallara F320 Spiess	1:46.197	10	1:46.741	9	1:46.753	8	1:46.838	7	1:47.497	6
2	5	Charlie Wurz		AUT		CryptoTower Racing		Dallara F320 Spiess	1:46.206	10	1:46.625	7	1:46.653	8	1:47.200	6	1:47.993	4
3	73	Cian Shields		GBR		Team Motopark		Dallara F320 Spiess	1:46.882	10	1:46.979	9	1:47.492	8	1:47.781	7	1:48.136	6
4	69	Joshua Dufek		CHE		CryptoTower Racing		Dallara F320 Spiess	1:46.953	9	1:47.225	7	1:47.469	6	1:47.786	8	1:48.354	4
5	11	Levente Révész		HUN		Team Motopark		Dallara F320 Spiess	1:47.061	9	1:47.984	7	1:48.019	10	1:48.269	6	1:49.012	5
6	23	Bryce Aron		USA		Team Motopark		Dallara F320 Spiess	1:47.438	9	1:47.522	10	1:47.924	8	1:48.282	7	1:48.928	5
7	19	Noel Leon		MEX		Team Motopark		Dallara F320 Spiess	1:59.491	4	2:34.512	3	4:52.412	2				






**Autodromo Nazionale Monza**  
**Euroformula Open**  
**Free Practice - 1**  
**Best 5 Top Speeds**



Clas	Nº	Driver	Nat	Cat	Cls	Team	Nat	Vehicle	Top 1		Top 2		Top 3		Top 4		Top 5		Avg
									Km/h	Lap	Km/h	Lap	Km/h	Lap	Km/h	Lap	Km/h	Lap	
1	5	Charlie Wurz		AUT		CryptoTower Racing Team		Dallara F320 Spiess	256.5	5	251.1	18	250.5	4	250.5	6	250.5	7	251.8
2	23	Bryce Aron		USA		Team Motopark		Dallara F320 Spiess	256.5	6	254.7	5	251.7	7	251.1	9	251.1	10	253.0
3	73	Cian Shields		GBR		Team Motopark		Dallara F320 Spiess	255.3	4	252.9	6	252.3	9	252.3	10	252.3	16	253.0
4	11	Levente Révész		HUN		Team Motopark		Dallara F320 Spiess	253.5	9	251.1	10	250.0	11	248.2	6	248.2	7	250.2
5	84	Francesco Simonazzi		ITA		BVM Racing		Dallara F320 Spiess	253.5	5	253.5	6	252.3	4	250.5	11	250.0	7	251.9
6	69	Joshua Dufek		CHE		CryptoTower Racing Team		Dallara F320 Spiess	250.5	5	250.0	6	250.0	7	250.0	8	249.4	4	250.0
7	19	Noel Leon		MEX		Team Motopark		Dallara F320 Spiess	242.6	4	200.7	2	193.8	1	179.7	3			204.2






**Autodromo Nazionale Monza**  
**Euroformula Open**  
**Free Practice - 1**  
**Fastest Laps Sequence**



Lap	Time of Day	Session Time	N° Driver	Nat	Cat	Team	Nat	Vehicle	Time	Km/h
2	10:37:37.943	4:37.943	84 Francesco Simonazzi	ITA	ITA	BVM Racing	ITA	Dallara F320 Spiess	1:51.827	186.4
3	10:39:27.666	6:27.666	84 Francesco Simonazzi	ITA	ITA	BVM Racing	ITA	Dallara F320 Spiess	1:49.723	190.0
4	10:41:15.409	8:15.409	84 Francesco Simonazzi	ITA	ITA	BVM Racing	ITA	Dallara F320 Spiess	1:47.743	193.5
6	10:44:51.461	11:51.461	84 Francesco Simonazzi	ITA	ITA	BVM Racing	ITA	Dallara F320 Spiess	1:47.497	194.0
7	10:46:38.299	13:38.299	84 Francesco Simonazzi	ITA	ITA	BVM Racing	ITA	Dallara F320 Spiess	1:46.838	195.2
8	10:48:25.052	15:25.052	84 Francesco Simonazzi	ITA	ITA	BVM Racing	ITA	Dallara F320 Spiess	1:46.753	195.3
7	10:48:28.174	15:28.174	5 Charlie Wurz	AUT	ITA	CryptoTower Racing Team	JPN	Dallara F320 Spiess	1:46.625	195.5
10	10:51:57.990	18:57.990	84 Francesco Simonazzi	ITA	ITA	BVM Racing	ITA	Dallara F320 Spiess	1:46.197	196.3








**Autodromo Nazionale Monza**  
**Euroformula Open**  
**Free Practice - 1**  
**Event Best Maximum Speed**



N°	Driver	Nat	Cat	Clas	Team	Nat	Vehicle	Km/h	Session
5	Charlie Wurz		AUT		CryptoTower Racing Team		Dallara F320 Spiess	256.5	Free Practice - 1
23	Bryce Aron		USA		Team Motopark		Dallara F320 Spiess	256.5	Free Practice - 1
73	Cian Shields		GBR		Team Motopark		Dallara F320 Spiess	255.3	Free Practice - 1
84	Francesco Simonazzi		ITA		BVM Racing		Dallara F320 Spiess	253.5	Free Practice - 1
11	Levente Révész		HUN		Team Motopark		Dallara F320 Spiess	253.5	Free Practice - 1
69	Joshua Dufek		CHE		CryptoTower Racing Team		Dallara F320 Spiess	250.5	Free Practice - 1
19	Noel Leon		MEX		Team Motopark		Dallara F320 Spiess	242.6	Free Practice - 1





**Autodromo Nazionale Monza**  
**Euroformula Open**  
**Free Practice - 1**  
**Pit Stop Analysis**



**5** Charlie Wurz Dallara F320 Spiess

CryptoTower Racing Team

N°	In Day Time	In Time	Out Time	Pit Time	T. Pit Time	Handicap	Diff.
1	10:35:35.965	10:35:35.965	10:37:15.587	1:39.622	1:39.622		
2	10:55:37.327	10:55:37.327	10:59:46.665	4:09.338	5:48.960		
3	11:01:48.194	11:01:48.194	11:02:37.717	49.523	6:38.483		
4	11:06:35.823	11:06:35.823	11:07:27.885	52.062	7:30.545		

**11** Levente Révész Dallara F320 Spiess

Team Motopark

N°	In Day Time	In Time	Out Time	Pit Time	T. Pit Time	Handicap	Diff.
1	10:35:49.974	10:35:49.974	10:39:50.958	4:00.984	4:00.984		
2	10:58:30.223	10:58:30.223	10:59:15.547	45.324	4:46.308		
3	11:01:09.473	11:01:09.473	11:03:28.238	2:18.765	7:05.073		
4	11:07:51.026	11:07:51.026	11:10:45.326	2:54.300	9:59.373		

**19** Noel Leon Dallara F320 Spiess

Team Motopark

N°	In Day Time	In Time	Out Time	Pit Time	T. Pit Time	Handicap	Diff.
1	11:04:10.486	11:04:10.486	11:06:57.573	2:47.087	2:47.087		
2	11:09:02.833	11:09:02.833	11:09:35.616	32.783	3:19.870		

**23** Bryce Aron Dallara F320 Spiess

Team Motopark

N°	In Day Time	In Time	Out Time	Pit Time	T. Pit Time	Handicap	Diff.
1	10:35:39.264	10:35:39.264	10:39:12.294	3:33.030	3:33.030		
2	10:57:37.067	10:57:37.067	10:59:55.826	2:18.759	5:51.789		
3	11:03:53.691	11:03:53.691	11:06:20.871	2:27.180	8:18.969		
4	11:10:21.778	11:10:21.778	11:10:59.342	37.564	8:56.533		

**69** Joshua Dufek Dallara F320 Spiess

CryptoTower Racing Team

N°	In Day Time	In Time	Out Time	Pit Time	T. Pit Time	Handicap	Diff.
1	10:36:06.923	10:36:06.923	10:39:58.626	3:51.703	3:51.703		
2	10:56:33.054	10:56:33.054	11:01:05.023	4:31.969	8:23.672		
3	11:09:09.864	11:09:09.864	11:09:44.665	34.801	8:58.473		
4	11:12:05.260	11:12:05.260	11:12:33.847	28.587	9:27.060		

**73** Cian Shields Dallara F320 Spiess

Team Motopark


N°	In Day Time	In Time	Out Time	Pit Time	T. Pit Time	Handicap	Diff.
1	10:35:37.446	10:35:37.446	10:39:17.075	3:39.629	3:39.629		
2	10:57:29.965	10:57:29.965	11:05:04.783	7:34.818	11:14.447		

**84** Francesco Simonazzi Dallara F320 Spiess

BVM Racing

N°	In Day Time	In Time	Out Time	Pit Time	T. Pit Time	Handicap	Diff.
1	10:53:48.078	10:53:48.078	11:00:09.032	6:20.954	6:20.954		
2	11:04:04.124	11:04:04.124	11:05:43.086	1:38.962	7:59.916		
3	11:07:46.868	11:07:46.868	11:08:38.222	51.354	8:51.270		

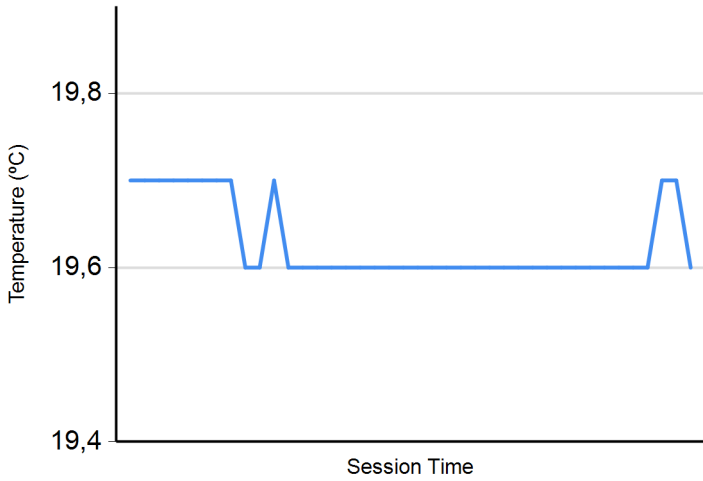




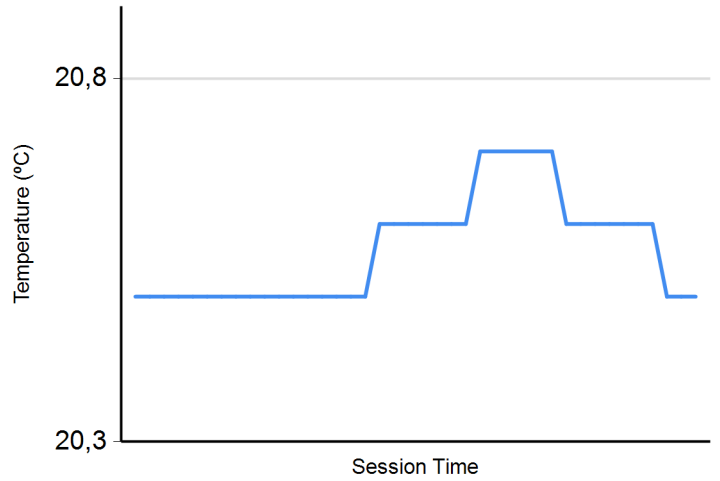
**Autodromo Nazionale Monza**  
**Euroformula Open**  
**Free Practice - 1**  
**Weather Report**



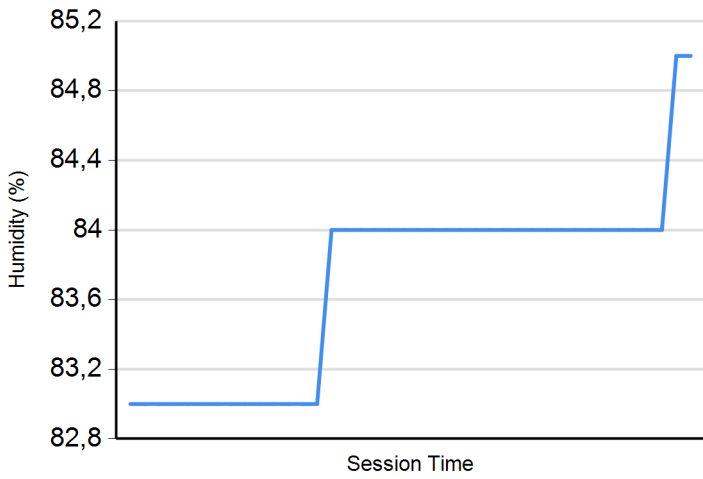
**Air Temperature**



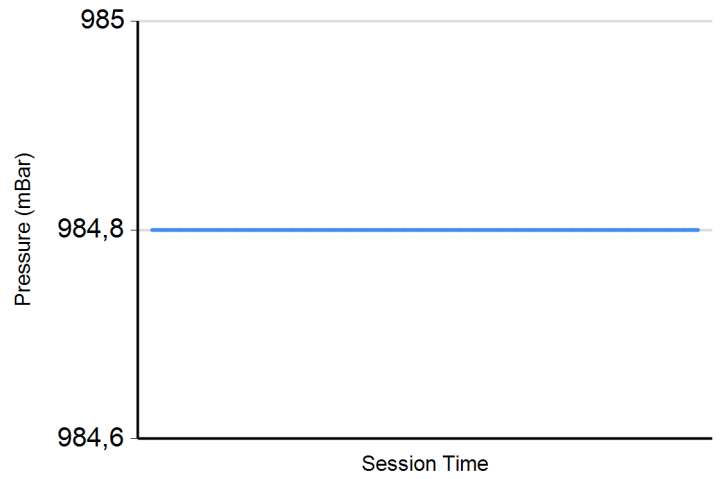
**Track Temperature**



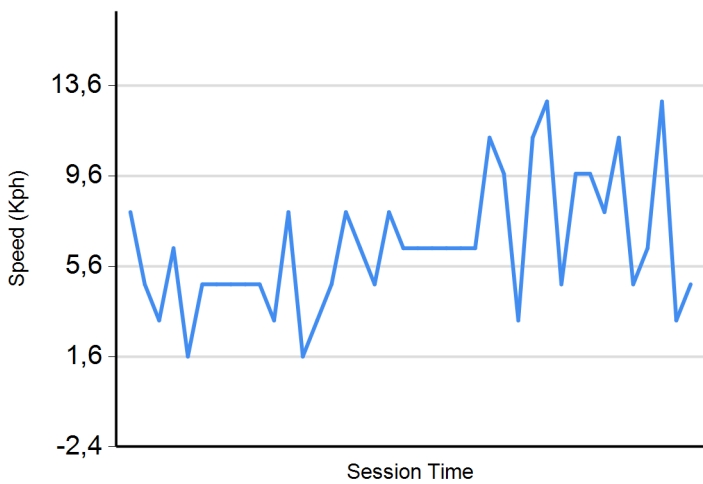
**Humidity**



**Pressure**



**Wind Speed**



**Wind direction**

North = 0°/360° Est = 90° South = 180° West = 270°

