

Autodromo Nazionale Monza
Euroformula Open
Race - 2
Provisional Results



Autodromo Nazionale Monza 5.793 m.

Clas	Nº	Driver	Nat	Cat	Clas	Team	Nat	Vehicle	Laps	Total Time	Gap	Interval	Km/h	Best	Time	Km/h
1	5	Charlie Wurz		AUT		CryptoTower Racing Team		JPN Dallara F320 Spiess	16	29:45.682			186.8	14	1:44.750	199.0
2	69	Joshua Dufek		CHE		CryptoTower Racing Team		JPN Dallara F320 Spiess	16	29:48.764	3.082	3.082	186.5	8	1:44.421	199.7
3	11	Levente Révész		HUN		Team Motopark		DEU Dallara F320 Spiess	16	31:29.381	1:43.699	1:40.617	176.6	7	1:44.697	199.1
4	73	Cian Shields		GBR		Team Motopark		DEU Dallara F320 Spiess	14	26:13.117	2 Laps	2 Laps	185.5	14	1:44.948	198.7
5	84	Francesco Simonazzi		ITA		BVM Racing		ITA Dallara F320 Spiess	14	29:46.141	2 Laps	3:33.024	163.4	5	1:43.787	200.9
Not classified: (Requirements: 75% of number laps of leader = 12 Laps)																
	23	Bryce Aron		USA		Team Motopark		DEU Dallara F320 Spiess	9	16:47.037	7 Laps	5 Laps	186.3	4	1:44.822	198.9
	19	Noel Leon		MEX		Team Motopark		DEU Dallara F320 Spiess	8	14:07.602	8 Laps	1 Lap	196.8	7	1:44.966	198.6

Fastest lap Francesco Simonazzi in 1:43.787 at 200.9 Km/h in lap 5

*** PENALTIES**

AFTER INVESTIGATION - REPRIMAND TO CAR 5 - DRIVING STANDARDS

Published at:.....

Track Temp: 22.9 °C Air Temp: 19.3 °C Humidity: 61 % Track Status: DRY

Race Director:

Neus Santamaría Sanromà


DPB-0819-ESP/CAT

Timekeeper:

Luis Garcia

JOB-1605-ESP/M





Autodromo Nazionale Monza
Euroformula Open
Race - 2



Provisional Results by Category

Clas	Nº	Driver	Nat	Cat	Clas	Team	Nat	Vehicle	Laps	Total Time	Gap	Interval	Km/h	Best	Time	Km/h
1	5	Charlie Wurz		AUT		CryptoTower Racing Team		JPN Dallara F320 Spiess	16	29:45.682			186.8	14	1:44.750	199.0
2	69	Joshua Dufek		CHE		CryptoTower Racing Team		JPN Dallara F320 Spiess	16	29:48.764	3.082	3.082	186.5	8	1:44.421	199.7
3	11	Levente Révész		HUN		Team Motopark		DEU Dallara F320 Spiess	16	31:29.381	1:43.699	1:40.617	176.6	7	1:44.697	199.1
4	73	Cian Shields		GBR		Team Motopark		DEU Dallara F320 Spiess	14	26:13.117	2 Laps	2 Laps	185.5	14	1:44.948	198.7
5	84	Francesco Simonazzi		ITA		BVM Racing		ITA Dallara F320 Spiess	14	29:46.141	2 Laps	3:33.024	163.4	5	1:43.787	200.9
Not classified: (Requirements: 75% of number laps of leader = 12 Laps)																
	23	Bryce Aron		USA		Team Motopark		DEU Dallara F320 Spiess	9	16:47.037	7 Laps	5 Laps	186.3	4	1:44.822	198.9
	19	Noel Leon		MEX		Team Motopark		DEU Dallara F320 Spiess	8	14:07.602	8 Laps	1 Lap	196.8	7	1:44.966	198.6

Fastest lap Francesco Simonazzi in 1:43.787 at 200.9 Km/h in lap 5

*** PENALTIES**

AFTER INVESTIGATION - REPRIMAND TO CAR 5 - DRIVING STANDARDS

Published at:.....

Track Temp: **22.9 °C** Air Temp: **19.3 °C** Humidity: **61 %** Track Status: **DRY**

Race Director:

Neus Santamaría Sanromà


DPB-0819-ESP/CAT

Timekeeper:

Luis Garcia

JOB-1605-ESP/M





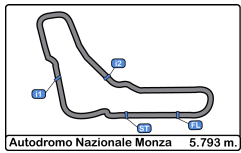
Autodromo Nazionale Monza
Euroformula Open
Race - 2



Provisional Classification by Driver Fastest Lap

Clas	N°	Driver	Nat	Cat	Clas	Team	Nat	Vehicle	Laps	Best	Time	Gap	Interval	Km/h
1	84	Francesco Simonazzi	ITA	ITA		BVM Racing	ITA	Dallara F320 Spiess	14	5	1:43.787			200.9
2	69	Joshua Dufek	CHE	CHE		CryptoTower Racing Team	ESP	Dallara F320 Spiess	16	8	1:44.421	0.634	0.634	199.7
3	11	Levente Révész	HUN	HUN		Team Motopark	DEU	Dallara F320 Spiess	16	7	1:44.697	0.910	0.276	199.1
4	5	Charlie Wurz	AUT	AUT		CryptoTower Racing Team	ESP	Dallara F320 Spiess	16	14	1:44.750	0.963	0.053	199.0
5	23	Bryce Aron	USA	USA		Team Motopark	DEU	Dallara F320 Spiess	9	4	1:44.822	1.035	0.072	198.9
6	73	Cian Shields	GBR	GBR		Team Motopark	DEU	Dallara F320 Spiess	14	14	1:44.948	1.161	0.126	198.7
7	19	Noel Leon	MEX	MEX		Team Motopark	DEU	Dallara F320 Spiess	8	7	1:44.966	1.179	0.018	198.6



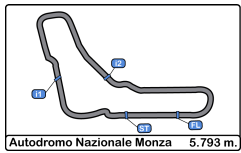


Autodromo Nazionale Monza
Euroformula Open
Race - 2
Distance and Speed Average



Clas	Nº	Driver	Nat	Cat	Clas	Team	Nat	Vehicle	Laps	Distance	Total Time	Km/h
1	5	Charlie Wurz		AUT		CryptoTower Racing Team		JPN Dallara F320 Spiess	16	92.68	29:45.682	186.8
2	69	Joshua Dufek		CHE		CryptoTower Racing Team		JPN Dallara F320 Spiess	16	92.68	29:48.764	186.5
3	11	Levente Révész		HUN		Team Motopark		DEU Dallara F320 Spiess	16	92.68	31:29.381	176.6
4	73	Cian Shields		GBR		Team Motopark		DEU Dallara F320 Spiess	14	81.10	26:13.117	185.5
5	84	Francesco Simonazzi		ITA		BVM Racing		ITA Dallara F320 Spiess	14	81.10	29:46.141	163.4
6	23	Bryce Aron		USA		Team Motopark		DEU Dallara F320 Spiess	9	52.13	16:47.037	186.3
7	19	Noel Leon		MEX		Team Motopark		DEU Dallara F320 Spiess	8	46.34	14:07.602	196.8





Autodromo Nazionale Monza
Euroformula Open
Race - 2
Lap Analysis



5 Charlie Wurz Dallara F320 Spiess **23** Bryce Aron Dallara F320 Spiess

CryptoTower Racing Team

Team Motopark

Lap	D	Time	Sector 1	Sector 2	Sector 3	T. Spd	Elapsed	Lap	D	Time	Sector 1	Sector 2	Sector 3	T. Spd	Elapsed
1		1:48.463	37.278	35.414	35.771	216.0	1:48.463	1		1:48.975	37.383	36.048	35.544	222.2	1:48.975
2		1:46.021	34.869	35.562	35.590	258.3	3:34.484	2		1:47.059	34.425	36.503	36.131	259.6	3:36.034
3		1:45.196	34.799	34.889	35.508	251.7	5:19.680	3		1:45.131	34.420	35.357	35.354	257.1	5:21.165
4		1:45.911	34.996	35.382	35.533	251.7	7:05.591	4		1:44.822	34.152	35.446	35.224	262.7	7:05.987
5		1:45.821	34.629	35.382	35.810	255.9	8:51.412	5		1:45.559	34.334	35.761	35.464	262.7	8:51.546
6		1:45.330	34.878	35.073	35.379	258.3	10:36.742	6		1:46.607	35.040	36.358	35.209	250.0	10:38.153
7		1:45.040	34.676	34.831	35.533	250.5	12:21.782	7		1:44.905	34.316	35.327	35.262	262.1	12:23.058
8		1:45.718	35.003	35.317	35.398	251.7	14:07.500	8		1:45.650	34.322	36.154	35.174	262.7	14:08.708
9		1:53.810	34.703	34.866	44.241	251.7	16:01.310	9		2:38.329 P	41.631	54.551	1:02.147	258.9	16:47.037
10		3:09.909	1:05.899	1:00.754	1:03.256	131.5	19:11.219	69 Joshua Dufek Dallara F320 Spiess							
11		1:44.804	34.489	34.882	35.433	256.5	20:56.023	CryptoTower Racing Team							
12		1:45.788	34.237	35.504	36.047	259.6	22:41.811	Lap	D	Time	Sector 1	Sector 2	Sector 3	T. Spd	Elapsed
13		1:47.155	35.105	36.676	35.374	249.4	24:28.966	1		1:49.822	37.803	36.341	35.678	221.3	1:49.822
14		1:44.750	34.273	34.900	35.577	257.7	26:13.716	2		1:46.121	34.288	35.835	35.998	258.9	3:35.943
15		1:46.687	34.360	36.231	36.096	257.1	28:00.403	3		1:44.756	34.497	34.945	35.314	256.5	5:20.699
16		1:45.279	34.902	34.740	35.637	249.4	29:45.682	4		1:45.621	34.253	35.821	35.547	261.5	7:06.320

11 Levente Révész Dallara F320 Spiess

Team Motopark


Lap	D	Time	Sector 1	Sector 2	Sector 3	T. Spd	Elapsed	Lap	D	Time	Sector 1	Sector 2	Sector 3	T. Spd	Elapsed
1		1:50.159	37.704	36.172	36.283	212.1	1:50.159	5		1:45.612	34.274	35.773	35.565	263.4	8:51.932
2		1:46.407	34.251	36.245	35.911	264.0	3:36.566	6		1:45.579	34.464	35.549	35.566	264.0	10:37.511
3		1:46.076	34.518	35.999	35.559	262.7	5:22.642	7		1:44.830	34.612	34.817	35.401	261.5	12:22.341
4		1:44.972	34.176	35.232	35.564	260.8	7:07.614	8		1:44.421	34.498	34.651	35.272	252.3	14:06.762
5		1:45.055	34.046	35.463	35.546	260.8	8:52.669	9		1:54.146	34.454	35.106	44.586	252.3	16:00.908
6		1:46.180	34.178	36.414	35.588	264.0	10:38.849	10		3:09.798	1:05.516	1:00.830	1:03.452	118.6	19:10.706
7		1:44.697	34.080	35.178	35.439	263.4	12:23.546	11		1:44.888	34.711	34.829	35.348	250.5	20:55.594
8		1:45.725	34.269	36.061	35.395	262.7	14:09.271	12		1:46.029	34.485	35.939	35.605	252.3	22:41.623
9		1:54.100	35.998	35.247	42.855	264.0	16:03.371	13		1:46.196	35.139	35.754	35.303	251.7	24:27.819
10		3:08.941	1:05.083	1:00.791	1:03.067	154.0	19:12.312	14		1:45.680	34.699	35.563	35.418	252.9	26:13.499
11		1:45.047	34.465	35.074	35.508	257.7	20:57.359	15		1:46.947	34.375	36.395	36.177	264.7	28:00.446
12		2:32.826 P	40.163	49.176	1:03.487	260.2	23:30.185	16		1:48.318	35.472	35.926	36.920	250.5	29:48.764
13		2:41.368	1:26.761	38.045	36.562	209.3	26:11.553	73 Cian Shields Dallara F320 Spiess							
14		1:46.365	34.708	35.590	36.067	251.7	27:57.918	Team Motopark							
15		1:45.602	34.670	34.944	35.988	251.1	29:43.520	Lap	D	Time	Sector 1	Sector 2	Sector 3	T. Spd	Elapsed
16		1:45.861	34.574	35.104	36.183	251.7	31:29.381	1		1:48.095	36.378	35.811	35.906	213.0	1:48.095

19 Noel Leon Dallara F320 Spiess

Team Motopark

Lap	D	Time	Sector 1	Sector 2	Sector 3	T. Spd	Elapsed	Lap	D	Time	Sector 1	Sector 2	Sector 3	T. Spd	Elapsed
1		1:50.243	37.999	36.602	35.642	220.8	1:50.243	1		1:48.095	36.378	35.811	35.906	213.0	1:48.095
2		1:46.411	34.375	36.156	35.880	253.5	3:36.654	2		1:46.795	35.172	35.810	35.813	251.7	3:34.890
3		1:45.116	34.483	35.414	35.219	262.7	5:21.770	3		1:45.155	34.533	35.091	35.531	261.5	5:20.045
4		1:44.992	34.136	35.157	35.699	263.4	7:06.762	4		1:45.267	34.546	35.144	35.577	260.2	7:05.312
5		1:45.276	34.387	35.572	35.317	263.4	8:52.038	5		1:45.764	34.809	35.320	35.635	251.7	8:51.076
6		1:45.599	34.460	35.825	35.314	252.3	10:37.637	6		1:46.049	35.180	35.463	35.406	252.9	10:37.125
7		1:44.966	34.451	35.301	35.214	264.0	12:22.603	7		1:44.975	34.392	35.228	35.355	254.1	12:22.100
8		1:44.999	34.651	35.496	34.852	252.9	14:07.602	8		1:45.171	34.631	35.195	35.345	258.9	14:07.271
								9		1:54.870	35.136	35.126	44.608	257.7	16:02.141
								10		3:09.379	1:05.762	1:00.854	1:02.763	146.9	19:11.520
								11		1:44.950	34.463	35.165	35.322	261.5	20:56.470
								12		1:45.306	34.170	35.639	35.497	263.4	22:41.776
								13		1:46.393	34.964	35.987	35.442	254.1	24:28.169
								14		1:44.948	34.341	35.270	35.337	256.5	26:13.117
								15			34.688	44.679		255.3	





Autodromo Nazionale Monza
Euroformula Open
Race - 2
Lap Analysis



84


Francesco Simonazzi

Dallara F320 Spiess

BVM Racing

Lap	D	Time	Sector 1	Sector 2	Sector 3	T. Spd	Elapsed
1		1:57.669 P	38.995	36.150	42.524	217.7	1:57.669
2		5:14.494	4:03.708	35.265	35.521	212.5	7:12.163
3		1:44.556	34.463	34.862	35.231	256.5	8:56.719
4		1:43.904	34.154	34.653	35.097	257.7	10:40.623
5		1:43.787	34.103	34.656	35.028	260.8	12:24.410
6		1:46.825	34.202	37.211	35.412	262.1	14:11.235
7		1:52.767	34.991	35.220	42.556	258.9	16:04.002
8		3:09.097	1:05.414	1:00.324	1:03.359	150.6	19:13.099
9		1:46.037	35.113	35.483	35.441	254.7	20:59.136
10		1:44.582	34.413	34.994	35.175	257.7	22:43.718
11		1:45.955	34.422	35.946	35.587	258.9	24:29.673
12		1:44.594	34.279	34.781	35.534	261.5	26:14.267
13		1:46.342	33.969	36.568	35.805	263.4	28:00.609
14		1:45.532	35.091	35.297	35.144	257.1	29:46.141





Autodromo Nazionale Monza
Euroformula Open
Race - 2



Analysis by Lap

Num	Lap Time	Gap
Lap 1		
73	1:48.095	
5	1:48.463	00.368
23	1:48.975	00.880
69	1:49.822	01.727
11	1:50.159	02.064
19	1:50.243	02.148
84	1:57.669	09.574

Num	Lap Time	Gap
Lap 2		
5	1:46.021	
73	1:46.795	00.406
69	1:46.121	01.459
23	1:47.059	01.550
11	1:46.407	02.082
19	1:46.411	02.170

Num	Lap Time	Gap
Lap 3		
5	1:45.196	
73	1:45.155	00.365
69	1:44.756	01.019
23	1:45.131	01.485
19	1:45.116	02.090
11	1:46.076	02.962

Num	Lap Time	Gap
Lap 4		
73	1:45.267	
5	1:45.911	00.279
23	1:44.822	00.675
69	1:45.621	01.008
19	1:44.992	01.450
11	1:44.972	02.302
84	5:14.494	2 Laps

Num	Lap Time	Gap
Lap 5		
73	1:45.764	
5	1:45.821	00.336
23	1:45.559	00.470
69	1:45.612	00.856
19	1:45.276	00.962
11	1:45.055	01.593
84	1:44.556	2 Laps

Num	Lap Time	Gap
Lap 6		
5	1:45.330	
73	1:46.049	00.383
69	1:45.579	00.769
19	1:45.599	00.895
23	1:46.607	01.411
11	1:46.180	02.107
84	1:43.904	2 Laps

Num	Lap Time	Gap
Lap 7		
5	1:45.040	
73	1:44.975	00.318

Num	Lap Time	Gap
Lap 8		
69	1:44.421	
73	1:45.171	00.509
5	1:45.718	00.738
19	1:44.999	00.840
23	1:45.650	01.946
11	1:45.725	02.509
84	1:46.825	2 Laps

Num	Lap Time	Gap
Lap 9		
69	1:54.146	
5	1:53.810	00.402
73	1:54.870	01.233
11	1:54.100	02.463
84	1:52.767	2 Laps
23	2:38.329	46.129

Num	Lap Time	Gap
Lap 10		
69	3:09.798	
5	3:09.909	00.513
73	3:09.379	00.814
11	3:08.941	01.606
84	3:09.097	2 Laps

Num	Lap Time	Gap
Lap 11		
69	1:44.888	
5	1:44.804	00.429
73	1:44.950	00.876
11	1:45.047	01.765
84	1:46.037	2 Laps

Num	Lap Time	Gap
Lap 12		
69	1:46.029	
73	1:45.306	00.153
5	1:45.788	00.188
84	1:44.582	2 Laps
11	2:32.826	48.562

Num	Lap Time	Gap
Lap 13		
69	1:46.196	
73	1:46.393	00.350
5	1:47.155	01.147
84	1:45.955	2 Laps
11	2:41.368	1:43.734

Num	Lap Time	Gap
Lap 14		
73	1:44.948	
69	1:45.680	00.382
5	1:44.750	00.599

Num	Lap Time	Gap
Lap 15		
5	1:46.687	
69	1:46.947	00.043
84	1:46.342	2 Laps
11	1:45.602	1:43.117

Num	Lap Time	Gap
Lap 16		
5	1:45.279	
84	1:45.532	2 Laps
69	1:48.318	03.082
11	1:45.861	1:43.699

Num	Lap Time	Gap
Lap 17		
69	1:44.830	00.559
19	1:44.966	00.821
23	1:44.905	01.276
11	1:44.697	01.764
84	1:43.787	2 Laps

Num	Lap Time	Gap
Lap 18		
69	1:44.830	00.559
19	1:44.966	00.821
23	1:44.905	01.276
11	1:44.697	01.764
84	1:43.787	2 Laps

Num	Lap Time	Gap
Lap 19		
69	1:44.830	00.559
19	1:44.966	00.821
23	1:44.905	01.276
11	1:44.697	01.764
84	1:43.787	2 Laps

Num	Lap Time	Gap
Lap 20		
69	1:44.830	00.559
19	1:44.966	00.821
23	1:44.905	01.276
11	1:44.697	01.764
84	1:43.787	2 Laps

Num	Lap Time	Gap
Lap 21		
69	1:44.830	00.559
19	1:44.966	00.821
23	1:44.905	01.276
11	1:44.697	01.764
84	1:43.787	2 Laps

Num	Lap Time	Gap
Lap 22		
69	1:44.830	00.559
19	1:44.966	00.821
23	1:44.905	01.276
11	1:44.697	01.764
84	1:43.787	2 Laps

Num	Lap Time	Gap
Lap 23		
69	1:44.830	00.559
19	1:44.966	00.821
23	1:44.905	01.276
11	1:44.697	01.764
84	1:43.787	2 Laps

Num	Lap Time	Gap
Lap 24		
69	1:44.830	00.559
19	1:44.966	00.821
23	1:44.905	01.276
11	1:44.697	01.764
84	1:43.787	2 Laps

Num	Lap Time	Gap
Lap 25		
69	1:44.830	00.559
19	1:44.966	00.821
23	1:44.905	01.276
11	1:44.697	01.764
84	1:43.787	2 Laps

Num	Lap Time	Gap
Lap 26		
69	1:44.830	00.559
19	1:44.966	00.821
23	1:44.905	01.276
11	1:44.697	01.764
84	1:43.787	2 Laps

Num	Lap Time	Gap
Lap 27		
69	1:44.830	00.559
19	1:44.966	00.821
23	1:44.905	01.276
11	1:44.697	01.764
84	1:43.787	2 Laps

Num	Lap Time	Gap
Lap 28		
69	1:44.830	00.559
19	1:44.966	00.821
23	1:44.905	01.276
11	1:44.697	01.764
84	1:43.787	2 Laps

Num	Lap Time	Gap
Lap 29		
69	1:44.830	00.559
19	1:44.966	00.821
23	1:44.905	01.276
11	1:44.697	01.764
84	1:43.787	2 Laps

Num	Lap Time	Gap
Lap 30		
69	1:44.830	00.559
19	1:44.966	00.821
23	1:44.905	01.276
11	1:44.697	01.764
84	1:43.787	2 Laps

Num	Lap Time	Gap
Lap 31		
69	1:44.830	00.559
19	1:44.966	00.821
23	1:44.905	01.276
11	1:44.697	01.764
84	1:43.787	2 Laps

Num	Lap Time	Gap
Lap 32		
69	1:44.830	00.559
19	1:44.966	00.821
23	1:44.905	01.276
11	1:44.697	01.764
84	1:43.787	2 Laps

Num	Lap Time	Gap
Lap 33		
69	1:44.830	00.559
19	1:44.966	00.821
23	1:44.905	01.276
11	1:44.697	01.764
84	1:43.787	2 Laps

Num	Lap Time	Gap
Lap 34		
69	1:44.830	00.559
19	1:44.966	00.821
23	1:44.905	01.276
11	1:44.697	01.764
84	1:43.787	2 Laps


Num	Lap Time	Gap
Lap 35		
69	1:44.830	00.559
19	1:44.966	00.821
23	1:44.905	01.276
11	1:44.697	01.764
84	1:43.787	2 Laps

Num	Lap Time	Gap
Lap 36		
69	1:44.830	00.559
19	1:44.966	00.821
23	1:44.905	01.276
11	1:44.697	01.764
84	1:43.787	2 Laps

Num	Lap Time	Gap
Lap 37		
69	1:44.830	00.559
19	1:44.966	00.821
23	1:44.905	01.276
11	1:44.697	01.764
84	1:43.787	2 Laps

Num	Lap Time	Gap
Lap 38		
69	1:44.830	00.559
19	1:44.966	00.821
23	1:44.905	01.276
11	1:44.697	01.764
84	1:43.787	2 Laps

Num	Lap Time	Gap
Lap 39		
69	1:44.830	00.559
19	1:44.966	00.821
23	1:44.905	01.276
11	1:44.697	




Autodromo Nazionale Monza
Euroformula Open
Race - 2
Best Sectors Results



Autodromo Nazionale Monza 5.793 m.

Sector - 1				Sector - 2				Sector - 3				Ideal Lap vs Best Lap			
Clas	Nº	Driver	Time	Nº	Driver	Time	Nº	Driver	Time	Clas	Nº	Driver	Ideal Lap	Best Lap	Clas
1	84	Francesco Simonazzi	33.969	69	Joshua Dufek	34.651	19	Noel Leon	34.852	1	84	Francesco Simonazzi	1:43.650	1:43.787	1
2	11	Levente Révész	34.046	84	Francesco Simonazzi	34.653	84	Francesco Simonazzi	35.028	2	19	Noel Leon	1:44.145	1:44.966	7
3	19	Noel Leon	34.136	5	Charlie Wurz	34.740	23	Bryce Aron	35.174	3	69	Joshua Dufek	1:44.176	1:44.421	2
4	23	Bryce Aron	34.152	11	Levente Révész	34.944	69	Joshua Dufek	35.272	4	5	Charlie Wurz	1:44.351	1:44.750	4
5	73	Cian Shields	34.170	73	Cian Shields	35.091	73	Cian Shields	35.322	5	11	Levente Révész	1:44.385	1:44.697	3
6	5	Charlie Wurz	34.237	19	Noel Leon	35.157	5	Charlie Wurz	35.374	6	73	Cian Shields	1:44.583	1:44.948	6
7	69	Joshua Dufek	34.253	23	Bryce Aron	35.327	11	Levente Révész	35.395	7	23	Bryce Aron	1:44.653	1:44.822	5



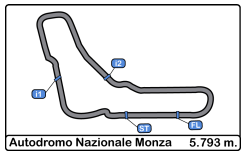


Autodromo Nazionale Monza
Euroformula Open
Race - 2
Leader Sequence



N°	Driver	Nat	Cat	Clas	Team	Nat	Vehicle	Start Lap	End Lap	Laps	Total Laps
73	Cian Shields		GER		Team Motopark		Dallara F320 Spiess	1	1	1	1
5	Charlie Wurz		AUT		CryptoTower Racing Team		Dallara F320 Spiess	2	3	2	2
73	Cian Shields		GER		Team Motopark		Dallara F320 Spiess	4	5	2	3
5	Charlie Wurz		AUT		CryptoTower Racing Team		Dallara F320 Spiess	6	7	2	4
69	Joshua Dufek		CHE		CryptoTower Racing Team		Dallara F320 Spiess	8	13	6	6
73	Cian Shields		GER		Team Motopark		Dallara F320 Spiess	14	14	1	4
5	Charlie Wurz		AUT		CryptoTower Racing Team		Dallara F320 Spiess	15	16	2	6






Autodromo Nazionale Monza
Euroformula Open
Race - 2
Best 5 Lap Times



Cls	N°	Driver	Nat	Cat	Cls	Team	Nat	Vehicle	Best 1		Best 2		Best 3		Best 4		Best 5	
									Time	Lap	Time	Lap	Time	Lap	Time	Lap	Time	Lap
1	84	Francesco Simonazzi		ITA		BVM Racing		Dallara F320 Spiess	1:43.787	5	1:43.904	4	1:44.556	3	1:44.582	10	1:44.594	12
2	69	Joshua Dufek		CHE		CryptoTower Racing		Dallara F320 Spiess	1:44.421	8	1:44.756	3	1:44.830	7	1:44.888	11	1:45.579	6
3	11	Levente Révész		HUN		Team Motopark		Dallara F320 Spiess	1:44.697	7	1:44.972	4	1:45.047	11	1:45.055	5	1:45.602	15
4	5	Charlie Wurz		AUT		CryptoTower Racing		Dallara F320 Spiess	1:44.750	14	1:44.804	11	1:45.040	7	1:45.196	3	1:45.279	16
5	23	Bryce Aron		USA		Team Motopark		Dallara F320 Spiess	1:44.822	4	1:44.905	7	1:45.131	3	1:45.559	5	1:45.650	8
6	73	Cian Shields		GBR		Team Motopark		Dallara F320 Spiess	1:44.948	14	1:44.950	11	1:44.975	7	1:45.155	3	1:45.171	8
7	19	Noel Leon		MEX		Team Motopark		Dallara F320 Spiess	1:44.966	7	1:44.992	4	1:44.999	8	1:45.116	3	1:45.276	5






Autodromo Nazionale Monza
Euroformula Open
Race - 2
Best 5 Top Speeds



Clas	N°	Driver	Nat	Cat	Cls	Team	Nat	Vehicle	Top 1		Top 2		Top 3		Top 4		Top 5		Avg	
									Km/h	Lap	Km/h	Lap	Km/h	Lap	Km/h	Lap	Km/h	Lap		
1	69	Joshua Dufek		CHF		CryptoTower Racing Team		JPN	Dallara F320 Spiess	264.7	15	264.0	6	263.4	5	261.5	4	261.5	7	263.0
2	11	Levente Révész		HUN		Team Motopark		DEU	Dallara F320 Spiess	264.0	2	264.0	6	264.0	9	263.4	7	262.7	3	263.6
3	19	Noel Leon		MEX		Team Motopark		DEU	Dallara F320 Spiess	264.0	7	263.4	4	263.4	5	262.7	3	257.7	9	262.2
4	73	Cian Shields		GBR		Team Motopark		DEU	Dallara F320 Spiess	263.4	12	261.5	3	261.5	11	260.2	4	258.9	8	261.1
5	84	Francesco Simonazzi		ITA		BVM Racing		ITA	Dallara F320 Spiess	263.4	13	262.1	6	261.5	12	260.8	5	258.9	7	261.3
6	23	Bryce Aron		USA		Team Motopark		DEU	Dallara F320 Spiess	262.7	4	262.7	5	262.7	8	262.1	7	259.6	2	262.0
7	5	Charlie Wurz		AUT		CryptoTower Racing Team		JPN	Dallara F320 Spiess	259.6	12	258.3	2	258.3	6	257.7	14	257.1	15	258.2






Autodromo Nazionale Monza
Euroformula Open
Race - 2
Fastest Laps Sequence



Lap	Time of Day	Session Time	N° Driver	Nat	Cat	Team	Nat	Vehicle	Time	Km/h
2	10:33:48.172	3:34.172	5 Charlie Wurz		AUT	CryptoTower Racing Team		Dallara F320 Spiess	1:46.021	196.7
3	10:35:33.368	5:19.368	5 Charlie Wurz		AUT	CryptoTower Racing Team		Dallara F320 Spiess	1:45.196	198.2
3	10:35:33.733	5:19.733	73 Cian Shields		GBR	Team Motopark		Dallara F320 Spiess	1:45.155	198.3
3	10:35:34.387	5:20.387	69 Joshua Dufek		CHE	CryptoTower Racing Team		Dallara F320 Spiess	1:44.756	199.0
3	10:39:10.407	8:56.407	84 Francesco Simonazzi		ITA	BVM Racing		Dallara F320 Spiess	1:44.556	199.4
4	10:40:54.311	10:40.311	84 Francesco Simonazzi		ITA	BVM Racing		Dallara F320 Spiess	1:43.904	200.7
5	10:42:38.098	12:24.098	84 Francesco Simonazzi		ITA	BVM Racing		Dallara F320 Spiess	1:43.787	200.9






Autodromo Nazionale Monza
Euroformula Open
Race - 2
Event Best Maximum Speed



N°	Driver	Nat	Cat	Clas	Team	Nat	Vehicle	Km/h	Session
69	Joshua Dufek		CHE		CryptoTower Racing Team		Dallara F320 Spiess	264.7	Race - 2
11	Levente Révész		HUN		Team Motopark		Dallara F320 Spiess	264.0	Race - 2
19	Noel Leon		MEX		Team Motopark		Dallara F320 Spiess	264.0	Race - 2
73	Cian Shields		GBR		Team Motopark		Dallara F320 Spiess	263.4	Race - 2
84	Francesco Simonazzi		ITA		BVM Racing		Dallara F320 Spiess	263.4	Race - 2
23	Bryce Aron		USA		Team Motopark		Dallara F320 Spiess	262.7	Race - 2
5	Charlie Wurz		AUT		CryptoTower Racing Team		Dallara F320 Spiess	259.6	Race - 2






Autodromo Nazionale Monza
Euroformula Open
Race - 2
Lap Chart



LAP

Nr	Pos	Grid	1	2	3	4	5	6	7	8	9	10	11	12	13	14	15	16
73	1	73	73	5	5	73	73	5	5	69	69	69	69	69	69	73	5	5
11	2	11	5	73	73	5	5	73	73	73	5	5	5	73	73	69	69	69
84	3	84	23	69	69	23	23	69	69	5	73	73	73	5	5	5	11	11
5	4	5	69	23	23	69	69	19	19	19	11	11	11	11	11	11		
69	5	69	11	11	19	19	19	23	23	23	23	84	84	84	84	84		
19	6	19	19	19	11	11	11	11	11	11	84							
23	7	23	84	84	84	84	84	84	84	84								

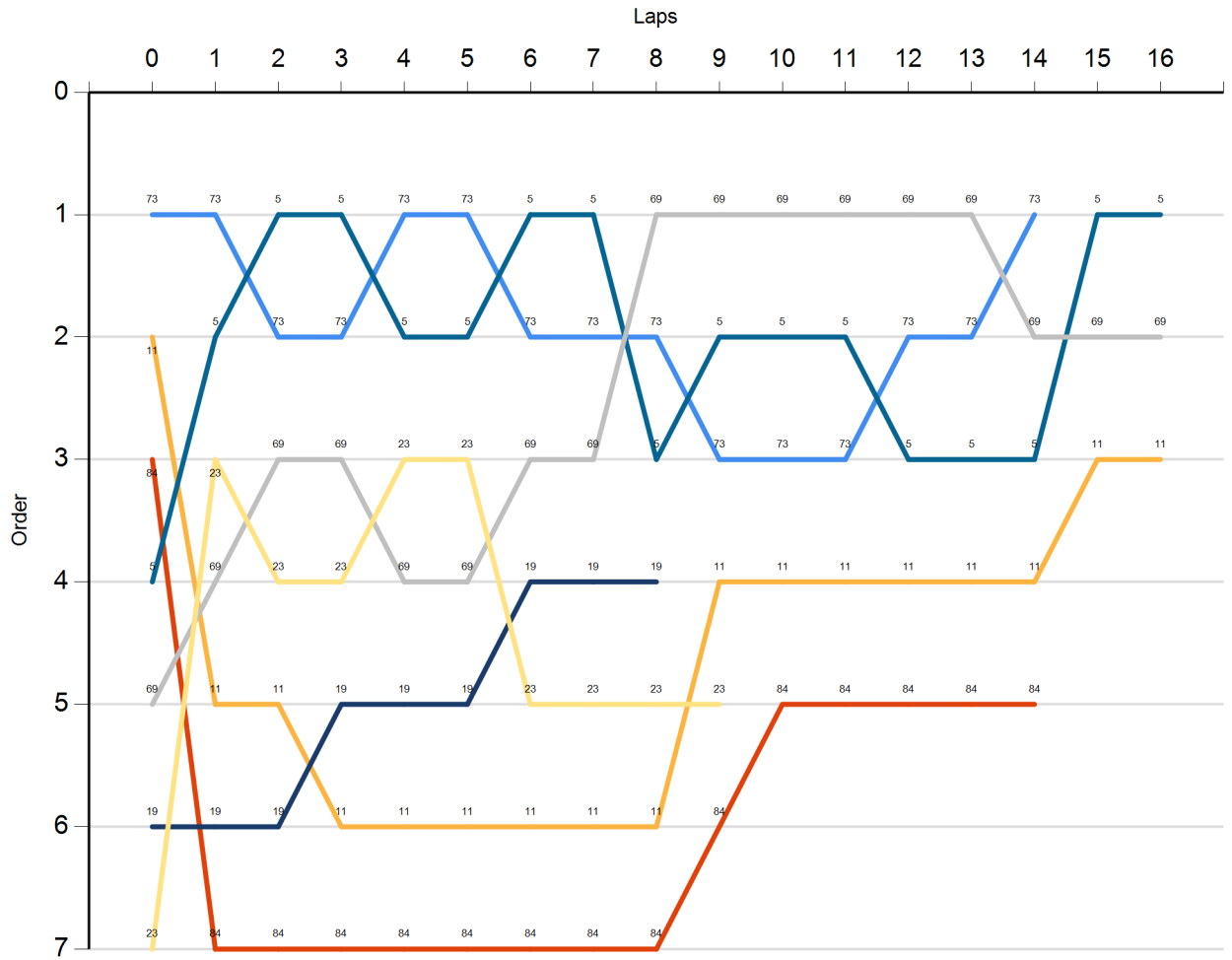





Autodromo Nazionale Monza
Euroformula Open
Race - 2
Graphic Lap Chart



- 73
- 11
- 84
- 5
- 69
- 19
- 23






Autodromo Nazionale Monza
Euroformula Open
Race - 2
Pit Stop Analysis

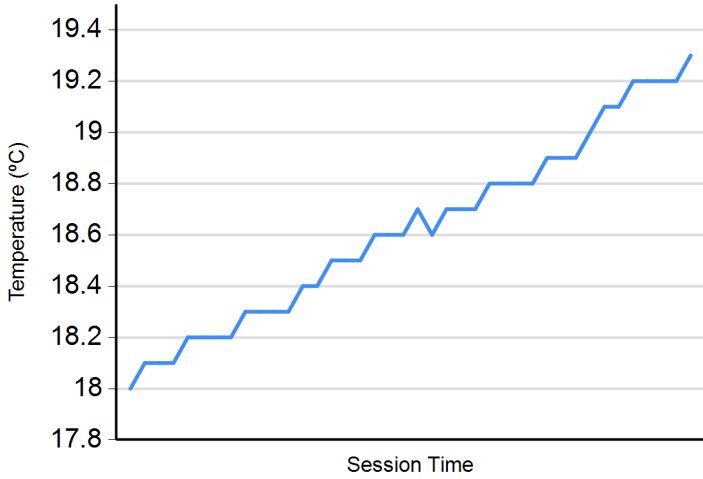


Or d.	Nr.	In Day Time	Driver	Nat	Cat	Team	Nat	Vehicle	In Time	Stop N°	Pit Time	Handicap	Dif.
1	84	10:32:06.082	Francesco	 ITA		BVM Racing	 ITA	Dallara F320 Spiess	1:52.394	1	3:34.969		
2	11	10:53:38.437	Levente Révész	 HUN		Team Motopark	 DEU	Dallara F320 Spiess	23:24.749	1	57.291		

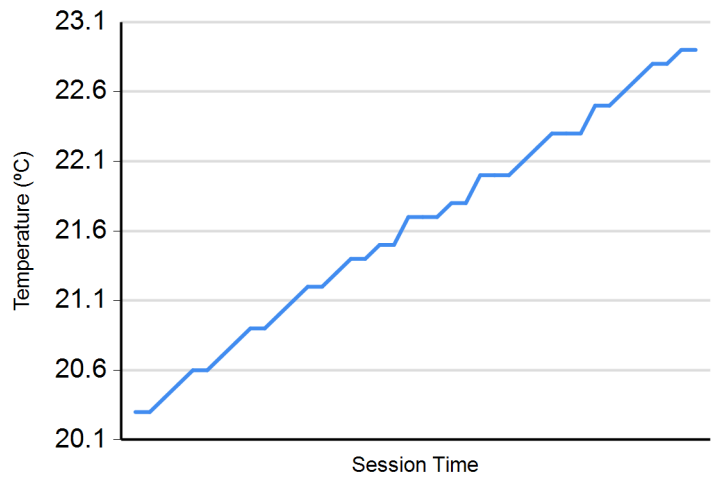




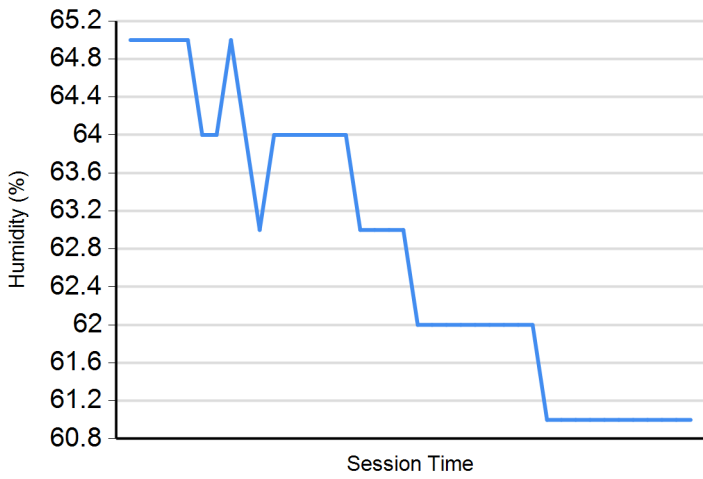
Air Temperature



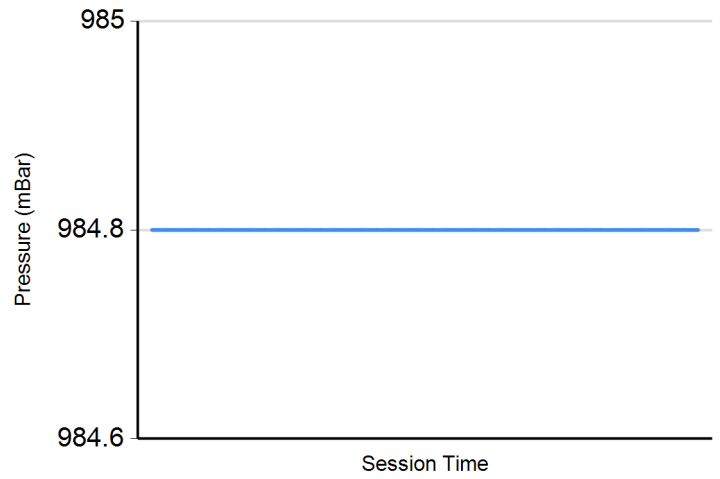
Track Temperature



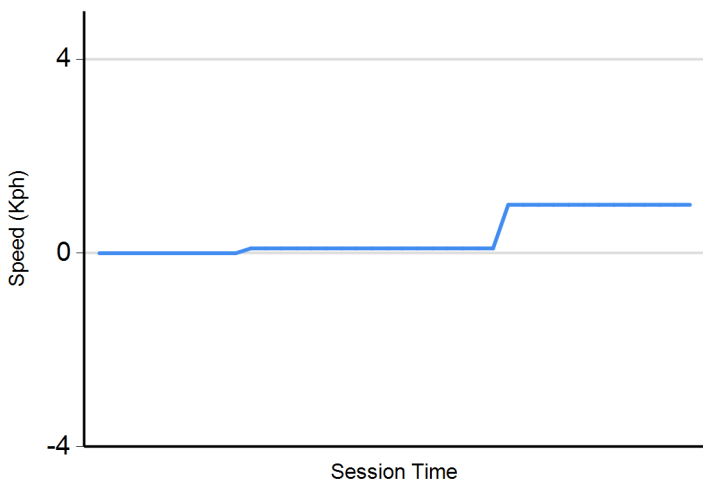
Humidity



Pressure



Wind Speed



Wind direction

