

Aut.Int. Mugello 5.245 m

ACI Racing Weekend Mugello, 30 Settembre - 1 Ottobre 2023

Euroformula Open Championship - Final Results Race 1

Laps 17 = 89,165 km - Avg 169,441 km/h - Race Time 31'34.427

No.	Driver	Nat	Entrant	Team	Car	Laps	Time	Gap	Rel.	Fastest Lap
1	19 LEÓN Noel	MEX	Team Motopark	Team Motopark	Dallara F320 Spiess	17	31'34.427		8	1'38.976
2	84 SIMONAZZI Francesco	ITA	BVM Racing	BVM Racing	Dallara F320 Spiess	17	31'35.575	1.148	1.148	8 1'39.072
3	69 DUFEK Joshua	CHE	Cryptotower Racing Team	Cryptotower Racing Team	Dallara F320 Spiess	17	31'35.962	1.535	0.387	8 1'39.310
4	73 SHIELDS Cian	GBR	Team Motopark	Team Motopark	Dallara F320 Spiess	17	31'43.429	9.002	7.467	9 1'39.665
5	23 ARON Bryce	USA	Team Motopark	Team Motopark	Dallara F320 Spiess	17	31'53.925	19.498	10.496	14 1'40.674
6	11 RÉVÉSZ Levente	HUN	Team Motopark	Team Motopark	Dallara F320 Spiess	17	31'54.705	20.278	0.780	10 1'40.693
7	212 BRAJNIK Paolo	SRB	NV Racing	NV Racing	Dallara F320 Spiess	17	32'08.278	33.851	13.573	2 1'41.702
----- Not Classified -----										
<i>RET</i>	5 WURZ Charlie	AUT	Cryptotower Racing Team	Cryptotower Racing Team	Dallara F320 Spiess	2	3'24.908	15 Laps		2 1'39.489

Starting: 8 Classified: 7 Not Classified: 0 Retired: 1 Not Started: 0
 Fastest Lap N. 8 No. 19 Noel León Time 1'38.976 Avg. 190,774 Km/h

Humidity:	28%	AIR	29°C
Condition:	DRY	Track	39°C

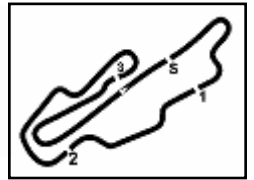
Stewards : Ronny Guarini Manuela Canonica Franco Leoni

	Start	End
30/09/2023	13:41	14:13





5.3



Aut.Int. Mugello 5.245 m

ACI Racing Weekend Mugello, 30 Settembre - 1 Ottobre 2023 Euroformula Open Championship - Lap Chart Race 1

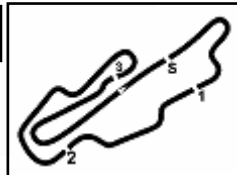
		Lap																
		1	2	3	4	5	6	7	8	9	10	11	12	13	14	15	16	17
1	5	5	19	19	19	84	84	84	84	84	84	84	84	19	19	19	19	19
2	19	19	84	84	84	19	19	19	19	19	19	19	19	84	84	84	84	84
3	69	84	69	69	69	69	69	69	69	69	69	69	69	69	69	69	69	69
4	84	69	23	23	23	23	23	73	73	73	73	73	73	73	73	73	73	73
5	23	23	11	11	11	11	73	23	23	23	23	23	23	23	23	23	23	23
6	11	11	73	73	73	73	11	11	11	11	11	11	11	11	11	11	11	11
7	73	73	212	212	212	212	212	212	212	212	212	212	212	212	212	212	212	212
8	212	212																

Final Result		
1	19 LEÓN N.	Laps 17
2	84 SIMONAZZI F.	1.148
3	69 DUF EK J.	1.535
4	73 SHIELDS C.	9.002
5	23 ARON B.	19.498
6	11 RÉVÉ SZ L.	20.278
7	212 BRAJNIK P.	33.851
RET	5 WURZ C.	15 Laps



Powered by FICr PERUGIA TIMING





Aut.Int. Mugello 5.245 m

ACI Racing Weekend Mugello, 30 Settembre - 1 Ottobre 2023

Euroformula Open Championship - Best Sectors & Speed Race 1

RESULTS

1	19 LEÓN Noel	Dallara F320 Spiess	Laps 17
2	84 SIMONAZZI Francesco	Dallara F320 Spiess	1.148
3	69 DUFEK Joshua	Dallara F320 Spiess	1.535
4	73 SHIELDS Cian	Dallara F320 Spiess	9.002
5	23 ARON Bryce	Dallara F320 Spiess	19.498
6	11 RÉVÉSZ Levente	Dallara F320 Spiess	20.278
7	212 BRAJNIK Paolo	Dallara F320 Spiess	33.851
RET	5 WURZ Charlie	Dallara F320 Spiess	15 Laps

SPEED

1	19 LEÓN Noel	Dallara F320 Spiess	242,2
2	73 SHIELDS Cian	Dallara F320 Spiess	240,5
3	11 RÉVÉSZ Levente	Dallara F320 Spiess	240,0
4	69 DUFEK Joshua	Dallara F320 Spiess	238,9
5	212 BRAJNIK Paolo	Dallara F320 Spiess	237,4
6	84 SIMONAZZI Francesco	Dallara F320 Spiess	237,4
7	23 ARON Bryce	Dallara F320 Spiess	236,8
8	5 WURZ Charlie	Dallara F320 Spiess	230,8

SEG. 1

1	19 LEÓN Noel	24.639
2	69 DUFEK Joshua	24.697
3	84 SIMONAZZI Francesco	24.754
4	73 SHIELDS Cian	24.757
5	5 WURZ Charlie	24.933
6	11 RÉVÉSZ Levente	25.056
7	23 ARON Bryce	25.132
8	212 BRAJNIK Paolo	25.214

SEG. 2

1	84 SIMONAZZI Francesco	18.787
2	19 LEÓN Noel	18.877
3	5 WURZ Charlie	19.014
4	69 DUFEK Joshua	19.076
5	73 SHIELDS Cian	19.168
6	23 ARON Bryce	19.226
7	11 RÉVÉSZ Levente	19.408
8	212 BRAJNIK Paolo	19.627

SEG. 3

1	5 WURZ Charlie	30.195
2	19 LEÓN Noel	30.198
3	69 DUFEK Joshua	30.249
4	84 SIMONAZZI Francesco	30.340
5	73 SHIELDS Cian	30.416
6	23 ARON Bryce	30.549
7	11 RÉVÉSZ Levente	30.580
8	212 BRAJNIK Paolo	30.908

SEG. 4

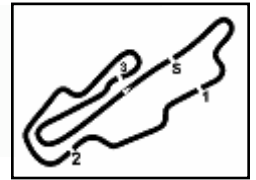
1	69 DUFEK Joshua	25.058
2	84 SIMONAZZI Francesco	25.068
3	19 LEÓN Noel	25.096
4	73 SHIELDS Cian	25.185
5	5 WURZ Charlie	25.270
6	11 RÉVÉSZ Levente	25.275
7	23 ARON Bryce	25.350
8	212 BRAJNIK Paolo	25.437

30/09/2023





5.5



Aut.Int. Mugello 5.245 m

ACI Racing Weekend Mugello, 30 Settembre - 1 Ottobre 2023 Euroformula Open Championship - Chronological Analysis Race 1

Start at 13:41'23.490

1 / 2

5 C. WURZ (1'39.489)							
Lap	Seg.1	Seg.2	Seg.3	Seg.4	Lap Time	km/h	Local Time
1		19.245	30.195	25.273	1'45.419		13:43'08.909
2	24.965	19.051	30.203	25.270	1'39.489	229,3	13:44'48.398
Race Time 3'24.908							

17	25.602	19.776	30.946	25.591	1'41.915	231,8	14:13'17.415
Race Time 31'53.925							

11 L. RÉVÉSZ (1'40.693)							
Lap	Seg.1	Seg.2	Seg.3	Seg.4	Lap Time	km/h	Local Time
1		20.440	30.987	25.275	1'49.053		13:43'12.543
2	25.230	19.842	30.809	25.516	1'41.397	240,0	13:44'53.940
3	25.286	19.668	30.865	28.407	1'44.226	237,4	13:46'38.166
4	39.844	35.824	58.261	43.942	2'57.871	168,5	13:49'36.037
5	42.275	35.425	1'11.260	57.416	3'26.376	137,2	13:53'02.413
6	26.461	20.556	31.089	25.736	1'43.842	231,8	13:54'46.255
7	25.548	19.788	30.627	25.427	1'41.390	231,8	13:56'27.645
8	25.178	19.720	30.750	25.433	1'41.081	233,8	13:58'08.726
9	25.073	19.607	30.861	25.440	1'40.981	235,8	13:59'49.707
10	25.096	19.599	30.580	25.418	1'40.693	234,3	14:01'30.400
11	25.056	19.684	30.728	25.480	1'40.948	234,3	14:03'11.348
12	25.107	19.526	30.945	25.540	1'41.118	235,8	14:04'52.466
13	25.166	19.494	30.859	25.362	1'40.881	234,8	14:06'33.347
14	25.172	19.601	30.683	25.537	1'40.993	236,3	14:08'14.340
15	25.176	19.408	30.709	25.462	1'40.755	233,8	14:09'55.095
16	25.401	19.745	30.703	25.496	1'41.345	235,8	14:11'36.440
17	25.354	19.876	31.069	25.456	1'41.755	233,3	14:13'18.195
Race Time 31'54.705							

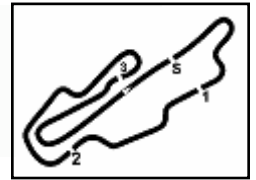
69 J. DUFEK (1'39.310)							
Lap	Seg.1	Seg.2	Seg.3	Seg.4	Lap Time	km/h	Local Time
1		19.945	31.035	25.362	1'47.880		13:43'11.370
2	25.158	19.178	32.111	25.348	1'41.795	231,3	13:44'53.165
3	24.697	19.163	30.436	28.881	1'43.177	233,8	13:46'36.342
4	40.262	36.126	57.933	44.019	2'58.340	160,5	13:49'34.682
5	42.176	35.790	1'11.095	58.047	3'27.108	167,7	13:53'01.790
6	26.156	19.873	30.418	25.211	1'41.658	229,8	13:54'43.448
7	24.886	19.326	30.316	25.058	1'39.586	236,8	13:56'23.034
8	24.797	19.170	30.272	25.071	1'39.310	238,9	13:58'02.344
9	24.715	19.264	30.268	25.138	1'39.385	237,4	13:59'41.729
10	24.736	19.115	30.249	25.236	1'39.336	236,8	14:01'21.065
11	24.818	19.096	30.415	25.329	1'39.658	234,8	14:03'00.723
12	24.809	19.076	30.591	25.170	1'39.646	234,8	14:04'40.369
13	24.936	19.280	30.440	25.209	1'39.865	235,3	14:06'20.234
14	24.916	19.129	30.462	25.235	1'39.742	235,3	14:07'59.976
15	24.839	19.090	30.431	25.087	1'39.447	234,8	14:09'39.423
16	25.029	19.157	30.459	25.075	1'39.720	236,8	14:11'19.143
17	25.177	19.235	30.709	25.188	1'40.309	237,9	14:12'59.452
Race Time 31'35.962							

19 N. LEÓN (1'38.976)							
Lap	Seg.1	Seg.2	Seg.3	Seg.4	Lap Time	km/h	Local Time
1		19.569	30.439	25.279	1'46.522		13:43'10.012
2	25.320	19.196	30.320	25.257	1'40.093	231,3	13:44'50.105
3	24.943	19.093	30.281	30.153	1'44.470	231,3	13:46'34.575
4	41.174	36.013	57.851	44.087	2'59.125	146,9	13:49'33.700
5	42.107	35.902	1'11.045	58.671	3'27.725	180,3	13:53'01.425
6	26.207	19.513	30.520	25.243	1'41.483	221,8	13:54'42.908
7	24.994	19.133	30.341	25.217	1'39.685	233,3	13:56'22.593
8	24.724	18.877	30.248	25.127	1'38.976	233,3	13:58'01.569
9	24.770	18.927	30.243	25.221	1'39.161	234,3	13:59'40.730
10	24.700	18.954	30.198	25.163	1'39.015	233,8	14:01'19.745
11	24.836	18.932	30.273	25.096	1'39.137	233,8	14:02'58.882
12	24.810	18.893	31.386	25.402	1'40.491	234,3	14:04'39.373
13	24.639	18.904	30.292	25.253	1'39.088	242,2	14:06'18.461
14	24.920	19.051	30.301	25.177	1'39.449	230,8	14:07'57.910
15	24.929	19.043	30.481	25.269	1'39.722	229,8	14:09'37.632
16	25.077	19.103	30.503	25.339	1'40.022	230,3	14:11'17.654
17	25.072	19.177	30.510	25.504	1'40.263	229,8	14:12'57.917
Race Time 31'34.427							

73 C. SHIELDS (1'39.665)							
Lap	Seg.1	Seg.2	Seg.3	Seg.4	Lap Time	km/h	Local Time
1		20.457	31.104	25.487	1'49.542		13:43'13.032
2	25.169	19.662	30.888	25.443	1'41.162	236,8	13:44'54.194
3	25.434	19.491	30.959	28.953	1'44.837	240,5	13:46'39.031
4	39.397	35.734	58.275	44.427	2'57.833	168,8	13:49'36.864
5	42.041	35.306	1'11.530	57.142	3'26.019	128,1	13:53'02.883
6	26.053	20.635	31.117	25.585	1'43.390	229,8	13:54'46.273
7	24.856	19.168	30.867	25.279	1'40.170	231,8	13:56'26.443
8	24.844	19.208	30.622	25.209	1'39.883	240,0	13:58'06.326
9	24.819	19.171	30.416	25.259	1'39.665	234,8	13:59'45.991
10	24.757	19.345	30.443	25.245	1'39.790	234,8	14:01'25.781
11	24.854	19.183	30.452	25.185	1'39.674	233,8	14:03'05.455
12	24.891	19.273	30.476	25.200	1'39.840	234,8	14:04'45.295
13	24.776	19.287	30.513	25.291	1'39.867	234,8	14:06'25.162
14	24.848	19.449	30.662	25.378	1'40.337	233,8	14:08'05.499
15	25.074	19.391	30.598	25.340	1'40.403	233,8	14:09'45.902
16	25.098	19.342	30.507	25.340	1'40.287	233,3	14:11'26.189
17	25.054	19.538	30.730	25.408	1'40.730	232,8	14:13'06.919
Race Time 31'43.429							

23 B. ARON (1'40.674)							
Lap	Seg.1	Seg.2	Seg.3	Seg.4	Lap Time	km/h	Local Time
1		20.163	31.195	25.404	1'48.767		13:43'12.257
2	25.143	19.464	31.129	25.627	1'41.363	234,8	13:44'53.620
3	25.150	19.462	30.964	28.347	1'43.923	236,8	13:46'37.543
4	39.822	35.970	58.074	43.792	2'57.658	170,6	13:49'35.201
5	42.389	35.536	1'11.268	57.768	3'26.961	160,5	13:53'02.162
6	26.227	19.988	30.929	25.491	1'42.635	231,3	13:54'44.797
7	25.289	19.656	30.865	25.515	1'41.325	234,3	13:56'26.122
8	25.644	19.615	30.723	25.350	1'41.332	234,3	13:58'07.454
9	25.132	19.558	30.771	25.458	1'40.919	235,8	13:59'48.373
10	25.282	19.540	30.741	25.567	1'41.130	235,3	14:01'29.503
11	25.199	19.448	30.864	25.500	1'41.011	233,3	14:03'10.514
12	25.267	19.657	30.861	25.416	1'41.201	233,8	14:04'51.715
13	25.385	19.408	30.891	25.433	1'41.117	233,3	14:06'32.832
14	25.314	19.314	30.549	25.497	1'40.674	232,8	14:08'13.506
15	25.405	19.362	30.874	25.485	1'41.126	232,3	14:09'54.632
16	25.365	19.226	30.743	25.534	1'40.868	232,3	14:11'35.500

84 F. SIMONAZZI (1'39.072)							
Lap	Seg.1	Seg.2	Seg.3	Seg.4	Lap Time	km/h	Local Time
1		20.081	31.068	25.134	1'48.033		13:43'11.523
2	25.243	19.283	30.557	25.135	1'40.218	237,4	13:44'51.741
3	24.884	19.927	30.515	29.371	1'43.697	234,3	13:46'35.438
4	40.736	36.137	57.675	44.163	2'58.711	153,2	13:49'34.149
5	42.158	35.932	1'10.766	58.439	3'27.295	169,3	13:53'01.444
6	25.483	19.185	30.447	25.141	1'40.256	223,1	13:54'41.700
7	24.839	18.857	30.387	25.114	1'39.197	233,3	13:56'20.897
8	24.754	18.831	30.342	25.145	1'39.072	234,3	13:57'59.969
9	24.944	18.864	30.340	25.068	1'39.216	234,3	13:59'39.185
10	24.900	18.861	30.411	25.178	1'39.350	234,3	14:01'18.535
11	24.867	18.787	30.593	25.103	1'39.350	233,3	14:02'57.885
12	24.808	19.179	31.971	25.334	1'41.292	234,3	14:04'39.177
13	25.416	19.066	30.535	25.211	1'40.228	234,3	14:06'19.405
14	24.927	19.051	30.433	25.220	1'39.631	236,3	14:0



ACI Racing Weekend Mugello, 30 Settembre - 1 Ottobre 2023

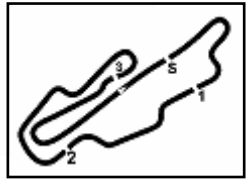
Euroformula Open Championship - Chronological Analysis Race 1

Start at 13:41'23.490

212 P. BRAJNIK (1'41.702)

Lap	Seg.1	Seg.2	Seg.3	Seg.4	Lap Time	km/h	Local Time
1		20.880	31.259	25.597	1'50.677		13:43'14.167
2	25.214	19.627	31.097	25.764	1'41.702	233,3	13:44'55.869
3	25.353	19.763	31.103	29.053	1'45.272	233,3	13:46'41.141
4	38.147	35.681	58.536	44.095	2'56.459	177,6	13:49'37.600
5	41.943	35.743	1'10.999	57.457	3'26.142	134,5	13:53'03.742
6	26.176	20.419	31.212	25.604	1'43.411	227,8	13:54'47.153
7	25.484	19.679	30.993	25.690	1'41.846	237,4	13:56'28.999
8	25.585	19.815	31.094	25.596	1'42.090	234,3	13:58'11.089
9	25.690	19.961	30.914	25.637	1'42.202	234,3	13:59'53.291
10	25.554	19.970	30.908	25.647	1'42.079	233,8	14:01'35.370
11	25.497	19.840	30.961	25.437	1'41.735	233,3	14:03'17.105
12	25.285	19.956	31.069	25.575	1'41.885	233,8	14:04'58.990
13	25.525	20.116	31.115	25.739	1'42.495	233,8	14:06'41.485
14	25.489	20.139	31.285	25.671	1'42.584	232,3	14:08'24.069
15	25.690	20.090	30.976	25.818	1'42.574	233,3	14:10'06.643
16	25.587	20.198	31.147	25.636	1'42.568	232,3	14:11'49.211
17	25.597	20.044	31.184	25.732	1'42.557	232,3	14:13'31.768
Race Time 32'08.278							

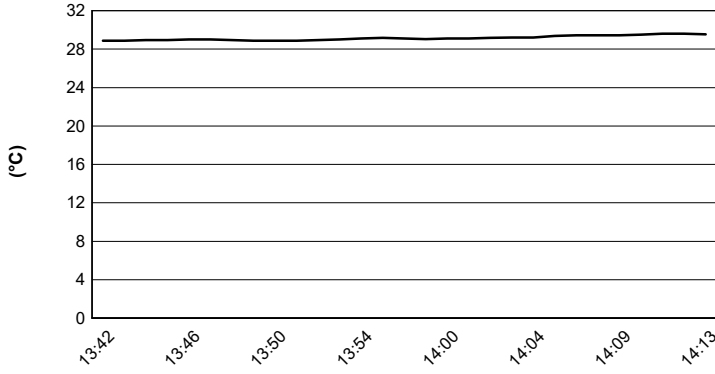




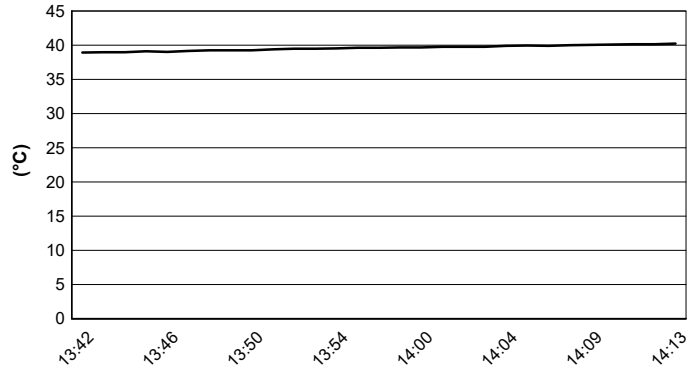
Aut.Int. Mugello 5.245 m

ACI Racing Weekend Mugello, 30 Settembre - 1 Ottobre 2023
Euroformula Open Championship - Weather Report Race 1
 Session started 13:42 - Session ended 14:13

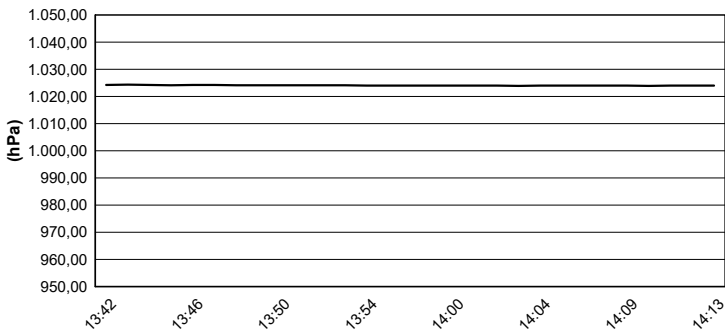
Air Temperature



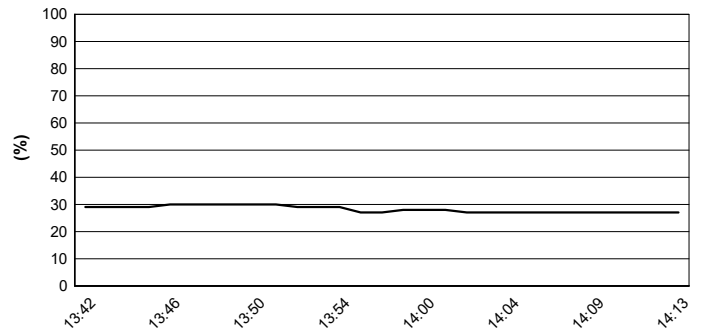
Track Temperature



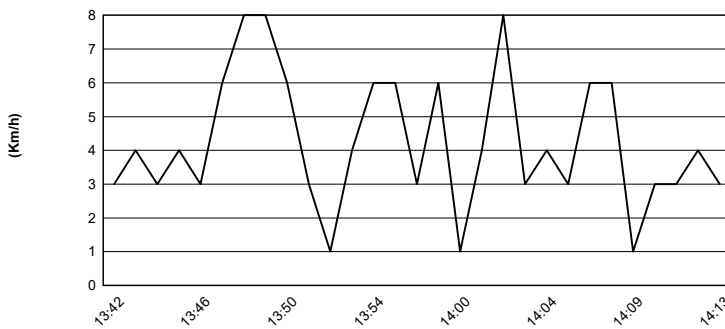
Air Pressure



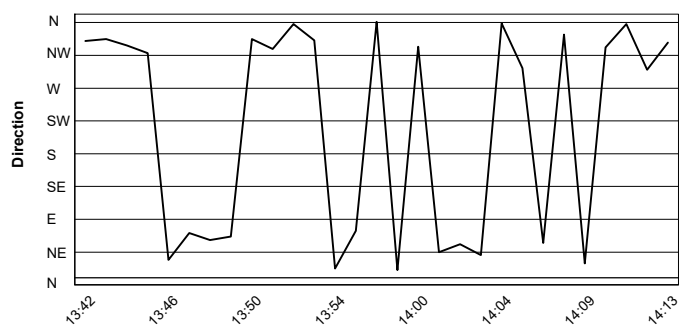
Humidity



Wind Speed

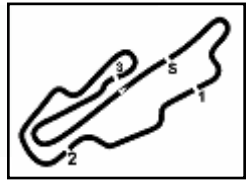


Wind Direction



30/09/2023




ACI Racing Weekend Mugello, 30 Settembre - 1 Ottobre 2023
Euroformula Open Championship - Starting Grid - Race 1 (17 Laps x 5,245 km = 89,165 km)

Aut.Int. Mugello 5.245 m

4	11	RÉVÉSZ L. Team Motopark Dallara 1'38.206	212	BRAJNIK P. NV Racing Dallara 1'39.523
3	23	ARON B. Team Motopark Dallara 1'37.152	73	SHIELDS C. Team Motopark Dallara 1'37.305
2	19	LEÓN N. Team Motopark Dallara 1'36.687	84	SIMONAZZI F. BVM Racing Dallara 1'37.067
1	5	WURZ C. Cryptotower Racing Team Dallara 1'36.563	69	DUFEK J. Cryptotower Racing Team Dallara 1'36.569

