

Autodromo Int. do Algarve
Euroformula Open
Free Practice - 2
Provisional Results



Clas	Nº	Driver	Nat	Cat	Clas	Team	Nat	Vehicle	Laps	Best	Time	Gap	Interval	Km/h
1	7	Lorenzo Fluxa	ESP			Team Motopark	DEU	Dallara F320 Spiess	20	8	1:37.348			172.0
2	84	Francesco Simonazzi	ITA			BVM Racing	ITA	Dallara F320 Spiess	13	3	1:37.378	0.030	0.030	172.0
3	11	Levente Revesz	HUN			Team Motopark	DEU	Dallara F320 Spiess	17	6	1:37.660	0.312	0.282	171.5
4	71	Brad Benavides	USA			Team Motopark	DEU	Dallara F320 Spiess	17	3	1:37.832	0.484	0.172	171.2
5	26	Jakob Bergmeister	DEU			Team Motopark	DEU	Dallara F320 Spiess	18	4	1:37.951	0.603	0.119	171.0
6	41	Fernando Barrichello	BRA	R	1	Team Motopark	DEU	Dallara F320 Spiess	20	6	1:37.960	0.612	0.009	170.9

Published at:.....

Track Temp: 22.4 °C Air Temp: 17.4 °C Humidity: 64 % Track Status: WET

Race Director:

Neus Santamaría Sanromà

DPB-0825-ESP/CAT

Timekeeper:

Luis Garcia

JOB-2654-ESP/M



Autodromo Int. do Algarve
Euroformula Open
Free Practice - 2
Track Limit

The Stewards, having received a report from Race Director, have considered the following matter and determine the following:

Session Free Practice - 2

Fact The cars below did not use the track

Infringement Breach of Appendix L Chapter IV Article 2 c) of the FIA International Sporting Code and Article 19.4/19.5 of the International GT Open Sporting Regulations.

Decision Deletion of the lap times shown in accordance with Article 12.4.1.e of the FIA International Sporting Code.

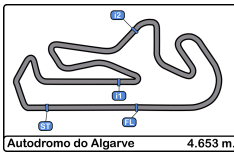
Note

- Certain decisions of the Stewards, in accordance with Article 15 of the FIA International Sporting Code.
- These penalties are not subject to appeal Article.12.3.4 of the FIA International Sporting Code and Article 16.5 of the International GT Open Sporting Regulations.
- According to Article.12.3.3.b of the FIA International Sporting Code these decisions becomes immediately binding even in case of an appeal.

Ord	Turn	Nº Driver	Entrant/Team	Time of Day	Lap Time
1	1	7 Lorenzo Fluxa	Team Motopark	14:33:48.214	1:37.584
2	1	7 Lorenzo Fluxa	Team Motopark	14:35:25.647	1:37.433
3	1	71 Brad Benavides	Team Motopark	14:37:14.880	1:46.853
4	1	7 Lorenzo Fluxa	Team Motopark	14:37:18.259	1:52.612
5	1	11 Levente Revesz	Team Motopark	14:38:22.816	1:37.475
6	1	26 Jakob Bergmeister	Team Motopark	14:39:24.094	1:46.310
7	1	11 Levente Revesz	Team Motopark	14:40:00.372	1:37.556
8	4	41 Fernando Barrichello	Team Motopark	14:48:18.041	1:40.672
9	1	71 Brad Benavides	Team Motopark	15:00:15.057	1:38.500
10	1	41 Fernando Barrichello	Team Motopark	15:01:37.942	1:39.113
11	1	11 Levente Revesz	Team Motopark	15:04:22.284	1:40.120

The Stewards:





Autodromo Int. do Algarve
Euroformula Open
Free Practice - 2
Provisional Results by Category



Rookie														
Clas	Nº	Driver	Nat	Cat	Clas	Team	Nat	Vehicle	Laps	Best	Time	Gap	Interval	Km/h
1	41	Fernando Barrichello		R	1	Team Motopark		Dallara F320 Spiess	20	6	1:37.960			170.9
1	7	Lorenzo Fluxa				Team Motopark		Dallara F320 Spiess	20	8	1:37.348			172.0
2	84	Francesco Simonazzi				BVM Racing		Dallara F320 Spiess	13	3	1:37.378	0.030	0.030	172.0
3	11	Levente Revesz				Team Motopark		Dallara F320 Spiess	17	6	1:37.660	0.312	0.282	171.5
4	71	Brad Benavides				Team Motopark		Dallara F320 Spiess	17	3	1:37.832	0.484	0.172	171.2
5	26	Jakob Bergmeister				Team Motopark		Dallara F320 Spiess	18	4	1:37.951	0.603	0.119	171.0

Published at:.....

Track Temp: 22.4 °C Air Temp: 17.4 °C Humidity: 64 % Track Status: WET

Race Director:

Neus Santamaría Sanromà

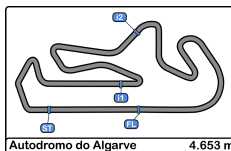
DPB-0825-ESP/CAT

Timekeeper:

Luis Garcia

JOB-2654-ESP/M





Autodromo Int. do Algarve
Euroformula Open
Free Practice - 2
Lap Analysis



7

Lorenzo Fluxa

Dallara F320 Spiess 26

Jakob Bergmeister

Dallara F320 Spiess

Team Motopark

Team Motopark

Lap	D	Time	Sector 1	Sector 2	Sector 3	T. Spd	Elapsed	Lap	D	Time	Sector 1	Sector 2	Sector 3	T. Spd	Elapsed
1		14:30:26.016	14:29:11.184	34.565	40.267		14:30:26.016	1		14:32:39.241	14:31:25.109	34.228	39.904		14:32:39.241
2		1:44.614	34.268	32.971	37.375	226.8	14:32:10.630	2		1:42.369	33.437	31.596	37.336	226.4	14:34:21.610
3		1:37.584	31.093	30.066	36.425	239.4	14:33:48.214	3		1:38.223	31.188	30.524	36.511	239.4	14:35:59.833
4		1:37.433	30.997	29.957	36.479	239.4	14:35:25.647	4		1:37.951	31.033	30.254	36.664	240.0	14:37:37.784
5		1:52.642 P	31.073	32.657	48.882	239.4	14:37:18.259	5		1:46.340 P	31.093	30.285	44.932	241.6	14:39:24.094
6		6:59.853	5:43.037	38.559	38.257		14:44:18.112	6		5:53.981	4:43.579	32.836	37.566		14:45:18.075
7		1:37.475	31.057	29.928	36.490	238.4	14:45:55.587	7		1:38.648	31.292	30.588	36.768	240.5	14:46:56.723
8		1:37.348	30.917	29.996	36.435	240.5	14:47:32.935	8		1:41.147	31.489		2:17.915	240.5	14:48:37.870
9		1:41.127	31.071	32.296	37.760	240.0	14:49:14.062	9		1:39.483	31.694	30.857	36.932	240.0	14:50:17.353
10		1:38.106	31.322	30.232	36.552	240.0	14:50:52.168	10		1:38.881	31.549	30.434	36.898	239.4	14:51:56.234
11		1:38.069	31.069	30.191	36.809	239.4	14:52:30.237	11		1:38.635	31.317	30.268	37.050	239.4	14:53:34.869
12		1:38.354	31.327	30.152	36.875	238.9	14:54:08.591	12		1:41.378	32.870	31.088	37.420	237.8	14:55:16.247
13		1:38.001	31.172	30.235	36.594	237.8	14:55:46.592	13		1:38.805	31.529		2:16.225	237.8	14:56:55.052
14		1:38.170	31.157	30.170	36.843	238.4	14:57:24.762	14		1:46.413	35.232	33.731	37.450	236.8	14:58:41.465
15		1:38.290	31.227	30.158	36.905	236.3	14:59:03.052	15		1:43.858	34.026	32.380	37.452	235.2	15:00:25.323
16		1:38.503	31.362	30.266	36.875	235.8	15:00:41.555	16		1:39.202	31.421	30.612	37.169	234.7	15:02:04.525
17		1:38.926	31.334	30.261	37.331	236.3	15:02:20.481	17		1:39.503	31.671	30.591	37.241	236.3	15:03:44.028
18		1:38.682	31.276	30.330	37.076	236.3	15:03:59.163	18		1:51.003 P	33.096	31.720	46.187	236.8	15:05:35.031
19		1:38.813	31.180	30.512	37.121	237.3	15:05:37.976								
20		1:47.589 P	31.406	30.567	45.616	236.8	15:07:25.565								

41

Fernando Barrichello

Dallara F320 Spiess

Rookie

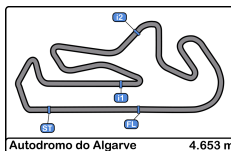
Team Motopark

11 Levente Revesz Dallara F320 Spiess

Team Motopark

Lap	D	Time	Sector 1	Sector 2	Sector 3	T. Spd	Elapsed	Lap	D	Time	Sector 1	Sector 2	Sector 3	T. Spd	Elapsed
1		14:26:26.422 P	14:24:53.627	38.454	54.341		14:26:26.422	1		14:26:26.422 P	14:24:53.627	38.454	54.341		14:26:26.422
2		8:35.135	7:17.993	36.361	40.781		14:34:57.856	2		5:11.376	3:58.248	34.354	38.774		14:31:37.798
3		1:47.485	35.143	33.676	38.666	200.7	14:36:45.341	3		1:43.998	33.340	32.260	38.398	236.3	14:33:21.796
4		1:37.475	31.060	30.011	36.404	241.0	14:38:22.816	4		1:38.889	31.654	30.636	36.599	239.4	14:35:00.685
5		1:37.566	31.104	30.001	36.451	241.0	14:40:00.372	5		1:38.792	31.414	30.758	36.620	242.6	14:36:39.477
6		1:37.660	31.080	30.106	36.474	240.5	14:41:38.032	6		1:37.960	31.247	30.179	36.534	241.0	14:38:17.437
7		1:48.609 P	31.749	31.401	45.459	241.0	14:43:26.641	7		1:47.158 P	31.137	30.372	45.649	241.0	14:40:04.595
8		7:44.668	6:34.332	32.687	37.649		14:51:11.309	8		6:32.774	5:21.634	33.107	38.033		14:46:37.369
9		1:38.568	31.313	30.366	36.889	238.9	14:52:49.877	9		1:40.672	31.580	31.764	37.328	241.0	14:48:18.041
10		1:38.002	31.226	30.115	36.661	237.8	14:54:27.879	10		1:46.788	31.302	37.645	37.841	241.6	14:50:04.829
11		1:38.178	31.388	30.099	36.691	237.8	14:56:06.057	11		1:38.931	31.492	30.467	36.972	240.0	14:51:43.760
12		1:38.300	31.211	30.232	36.857	237.8	14:57:44.357	12		1:38.691	31.516	30.301	36.874	239.4	14:53:22.451
13		1:38.917	31.399	30.369	37.149	236.3	14:59:23.274	13		1:38.873	31.388	30.376	37.109	238.4	14:55:01.324
14		1:39.228	31.327	30.414	37.487	236.8	15:01:02.502	14		1:39.132	31.563	30.504	37.065	237.8	14:56:40.456
15		1:39.662	31.675	30.683	37.304	236.8	15:02:42.164	15		1:39.069	31.521	30.497	37.051	237.3	14:58:19.525
16		1:40.420	31.807	30.739	37.574	236.8	15:04:22.284	16		1:39.304	31.518	30.341	37.445	236.3	14:59:58.829
17		1:47.291 P	31.831	30.671	44.789	237.8	15:06:09.575	17		1:39.443	31.499	30.515	37.099	236.3	15:01:37.942
18								18		1:38.976	31.406	30.437	37.133	235.8	15:03:16.918
19								19		1:38.947	31.439	30.390	37.118	237.8	15:04:55.865
20								20		1:56.603 P	34.268	33.471	48.864	237.3	15:06:52.468





Autodromo Int. do Algarve
Euroformula Open
Free Practice - 2
Lap Analysis



71 Brad Benavides Dallara F320 Spiess

Team Motopark

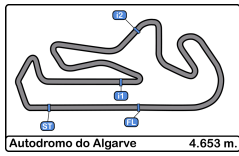
Lap	D	Time	Sector 1	Sector 2	Sector 3	T. Spd	Elapsed
1		14:30:19.778	14:29:00.859	37.937	40.982		14:30:19.778
2		1:43.368	33.944	32.177	37.247	221.3	14:32:03.146
3		1:37.832	31.260	30.297	36.275	240.5	14:33:40.978
4		1:47.049	39.344	31.190	36.515	240.5	14:35:28.027
5		1:46.853 P	30.928	30.383	45.542	242.1	14:37:14.880
6		8:17.712	7:08.784	31.930	36.998		14:45:32.592
7		1:38.037	31.177	30.348	36.512	240.5	14:47:10.629
8		1:39.426	31.890	30.680	36.856	242.1	14:48:50.055
9		1:51.069 P	35.390	32.241	43.438	241.6	14:50:41.124
10		4:38.806	3:31.226	30.991	36.589		14:55:19.930
11		1:38.131	31.214	30.294	36.623	237.8	14:56:58.061
12		1:38.496	31.318	30.330	36.848	238.4	14:58:36.557
13		1:38.500	31.328	30.318	36.854	236.8	15:00:15.057
14		1:38.610	31.278	30.413	36.919	236.8	15:01:53.667
15		1:38.964	31.316	30.530	37.118	236.8	15:03:32.631
16		1:39.234	31.533	30.662	37.039	238.4	15:05:11.865
17		1:45.695 P	31.479	31.260	42.956	237.8	15:06:57.560

84 Francesco Simonazzi Dallara F320 Spiess

BVM Racing

Lap	D	Time	Sector 1	Sector 2	Sector 3	T. Spd	Elapsed
1		14:35:33.020	14:34:21.794	33.451	37.775		14:35:33.020
2		1:40.713	32.112	31.541	37.060	238.9	14:37:13.733
3		1:37.378	31.086	30.023	36.269	240.5	14:38:51.111
4		1:45.748	32.638	34.810	38.300	240.5	14:40:36.859
5		1:45.843 P	31.101	30.989	43.753	238.4	14:42:22.702
6		7:33.012	6:23.574	32.750	36.688		14:49:55.714
7		1:37.778	31.202	30.243	36.333	240.0	14:51:33.492
8		1:37.510	31.026	30.041	36.443	239.4	14:53:11.002
9		1:37.652	31.082	30.140	36.430	238.4	14:54:48.654
10		1:44.328 P	31.038	30.319	42.971	238.4	14:56:32.982
11		6:15.317	5:06.154	32.051	37.112		15:02:48.299
12		1:39.114	31.438	30.533	37.143	236.3	15:04:27.413
13		1:45.369 P	31.331	30.355	43.683	236.8	15:06:12.782



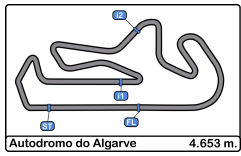


Autodromo Int. do Algarve
Euroformula Open
Free Practice - 2
Best Sectors Results



Sector - 1			Sector - 2			Sector - 3			Ideal Lap vs Best Lap						
Clas	Nº	Driver	Time	Nº	Driver	Time	Nº	Driver	Time	Clas	Nº	Driver	Ideal Lap	Best Lap	Clas
1	7	Lorenzo Fluxa	30.917	7	Lorenzo Fluxa	29.928	84	Francesco Simonazzi	36.269	1	7	Lorenzo Fluxa	1:37.270	1:37.348	1
2	71	Brad Benavides	30.928	11	Levente Revesz	30.001	71	Brad Benavides	36.275	2	84	Francesco Simonazzi	1:37.318	1:37.378	2
3	84	Francesco Simonazzi	31.026	84	Francesco Simonazzi	30.023	11	Levente Revesz	36.404	3	11	Levente Revesz	1:37.465	1:37.660	3
4	26	Jakob Bergmeister	31.033	41	Fernando Barrichello	30.179	7	Lorenzo Fluxa	36.425	4	71	Brad Benavides	1:37.497	1:37.832	4
5	11	Levente Revesz	31.060	26	Jakob Bergmeister	30.254	26	Jakob Bergmeister	36.511	5	26	Jakob Bergmeister	1:37.798	1:37.951	5
6	41	Fernando Barrichello	31.137	71	Brad Benavides	30.294	41	Fernando Barrichello	36.534	6	41	Fernando Barrichello	1:37.850	1:37.960	6



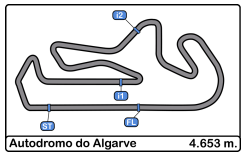


Autodromo Int. do Algarve
Euroformula Open
Free Practice - 2
Best 5 Lap Times



Cls	Nº	Driver	Nat	Cat	Cls	Team	Nat	Vehicle	Best 1		Best 2		Best 3		Best 4		Best 5		
									Time	Lap	Time	Lap	Time	Lap	Time	Lap	Time	Lap	
1	7	Lorenzo Fluxa		ESP		Team Motopark		DEU	Dallara F320 Spiess	1:37.348	8	1:37.475	7	1:38.001	13	1:38.069	11	1:38.106	10
2	84	Francesco Simonazzi		ITA		BVM Racing		ITA	Dallara F320 Spiess	1:37.378	3	1:37.510	8	1:37.652	9	1:37.778	7	1:39.114	12
3	11	Levente Revesz		HUN		Team Motopark		DEU	Dallara F320 Spiess	1:37.660	6	1:38.002	10	1:38.178	11	1:38.300	12	1:38.568	9
4	71	Brad Benavides		USA		Team Motopark		DEU	Dallara F320 Spiess	1:37.832	3	1:38.037	7	1:38.131	11	1:38.496	12	1:38.610	14
5	26	Jakob Bergmeister		DEU		Team Motopark		DEU	Dallara F320 Spiess	1:37.951	4	1:38.223	3	1:38.635	11	1:38.648	7	1:38.805	13
6	41	Fernando Barrichello		BRA	R 1	Team Motopark		DEU	Dallara F320 Spiess	1:37.960	6	1:38.691	12	1:38.792	5	1:38.873	13	1:38.889	4





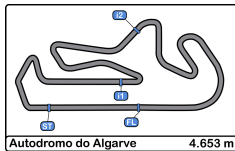
Autodromo Int. do Algarve
Euroformula Open
Free Practice - 2
Best 5 Top Speeds



Autodromo do Algarve 4.653 m.

Clas	Nº	Driver	Nat	Cat	Cls	Team	Nat	Vehicle	Top 1		Top 2		Top 3		Top 4		Top 5		Avg	
									Km/h	Lap	Km/h	Lap	Km/h	Lap	Km/h	Lap	Km/h	Lap		
1	41	Fernando Barrichello		BRN	R	1	Team Motopark		Dallara F320 Spiess	242.6	5	241.6	10	241.0	6	241.0	7	241.0	9	241.5
2	71	Brad Benavides		USA			Team Motopark		Dallara F320 Spiess	242.1	5	242.1	8	241.6	9	240.5	3	240.5	4	241.3
3	26	Jakob Bergmeister		DEU			Team Motopark		Dallara F320 Spiess	241.6	5	240.5	7	240.5	8	240.0	4	240.0	9	240.5
4	11	Levente Revesz		HUN			Team Motopark		Dallara F320 Spiess	241.0	4	241.0	5	241.0	7	240.5	6	238.9	9	240.5
5	7	Lorenzo Fluxa		ESP			Team Motopark		Dallara F320 Spiess	240.5	8	240.0	9	240.0	10	239.4	3	239.4	4	239.8
6	84	Francesco Simonazzi		ITA			BVM Racing		Dallara F320 Spiess	240.5	3	240.5	4	240.0	7	239.4	8	238.9	2	239.8



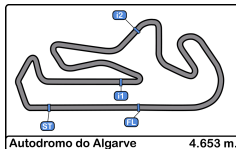


Autodromo Int. do Algarve
Euroformula Open
Free Practice - 2
Fastest Laps Sequence



Lap	Time of Day	Session Time	Nº Driver	Nat	Cat	Team	Nat	Vehicle	Time	Km/h	
2	14:31:37.798	13:37.798	41 Fernando Barrichello		BRA	R	Team Motopark		DEU	Dallara F320 Spiess	5:11.376 53.7
2	14:32:03.146	14:03.146	71 Brad Benavides		USA	Team Motopark		DEU	Dallara F320 Spiess	1:43.368 162.0	
3	14:33:40.978	15:40.978	71 Brad Benavides		USA	Team Motopark		DEU	Dallara F320 Spiess	1:37.832 171.2	
3	14:38:51.111	20:51.111	84 Francesco Simonazzi		ITA	BVM Racing		ITA	Dallara F320 Spiess	1:37.378 172.0	
8	14:47:32.935	29:32.935	7 Lorenzo Fluxa		ESP	Team Motopark		DEU	Dallara F320 Spiess	1:37.348 172.0	



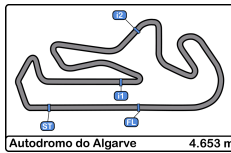


Autodromo Int. do Algarve
Euroformula Open
Free Practice - 2
Event Best Maximum Speed



Nº	Driver	Nat	Cat	Clas	Team	Nat	Vehicle	Km/h	Session
41	Fernando Barrichello		BRA	R 1	Team Motopark		DEU Dallara F320 Spiess	242.6	Free Practice - 2
71	Brad Benavides		USA		Team Motopark		DEU Dallara F320 Spiess	242.1	Free Practice - 2
26	Jakob Bergmeister		DEU		Team Motopark		DEU Dallara F320 Spiess	241.6	Free Practice - 2
11	Levente Revesz		HUN		Team Motopark		DEU Dallara F320 Spiess	241.0	Free Practice - 2
84	Francesco Simonazzi		ITA		BVM Racing		ITA Dallara F320 Spiess	240.5	Free Practice - 2
7	Lorenzo Fluxa		ESP		Team Motopark		DEU Dallara F320 Spiess	240.5	Free Practice - 2





Autodromo Int. do Algarve
Euroformula Open
Free Practice - 2
Pit Stop Analysis



Autodromo do Algarve 4.653 m.

7 Lorenzo Fluxa Dallara F320 Spiess

Team Motopark

Nº	In Day Time	In Time	Out Time	Pit Time	T. Pit Time	Handicap	Diff.
1	14:37:13.654	14:37:13.654	14:42:14.109	5:00.455	5:00.455		

11 Levente Revesz Dallara F320 Spiess

Team Motopark

Nº	In Day Time	In Time	Out Time	Pit Time	T. Pit Time	Handicap	Diff.
1	14:26:18.474	14:26:18.474	14:33:03.003	6:44.529	6:44.529		
2	14:43:22.416	14:43:22.416	14:49:26.139	6:03.723	12:48.252		

26 Jakob Bergmeister Dallara F320 Spiess

Team Motopark

Nº	In Day Time	In Time	Out Time	Pit Time	T. Pit Time	Handicap	Diff.
1	14:39:19.663	14:39:19.663	14:43:24.942	4:05.279	4:05.279		

41 Fernando Barrichello Dallara F320 Spiess

Rookie

Team Motopark

Nº	In Day Time	In Time	Out Time	Pit Time	T. Pit Time	Handicap	Diff.
1	14:26:21.465	14:26:21.465	14:29:48.196	3:26.731	3:26.731		
2	14:39:59.705	14:39:59.705	14:44:21.577	4:21.872	7:48.603		

71 Brad Benavides Dallara F320 Spiess

Team Motopark

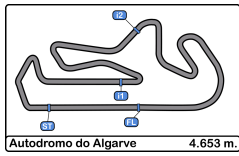
Nº	In Day Time	In Time	Out Time	Pit Time	T. Pit Time	Handicap	Diff.
1	14:37:10.538	14:37:10.538	14:43:46.335	6:35.797	6:35.797		
2	14:50:36.114	14:50:36.114	14:53:39.189	3:03.075	9:38.872		

84 Francesco Simonazzi Dallara F320 Spiess

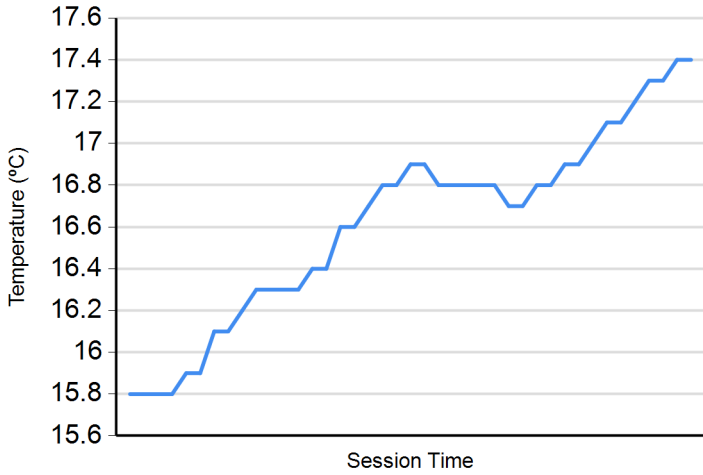
BVM Racing

Nº	In Day Time	In Time	Out Time	Pit Time	T. Pit Time	Handicap	Diff.
1	14:42:18.215	14:42:18.215	14:48:15.251	5:57.036	5:57.036		
2	14:56:28.604	14:56:28.604	15:01:07.817	4:39.213	10:36.249		

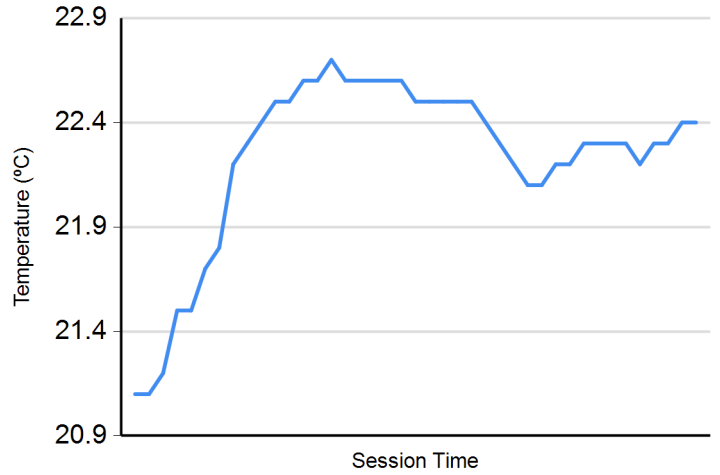




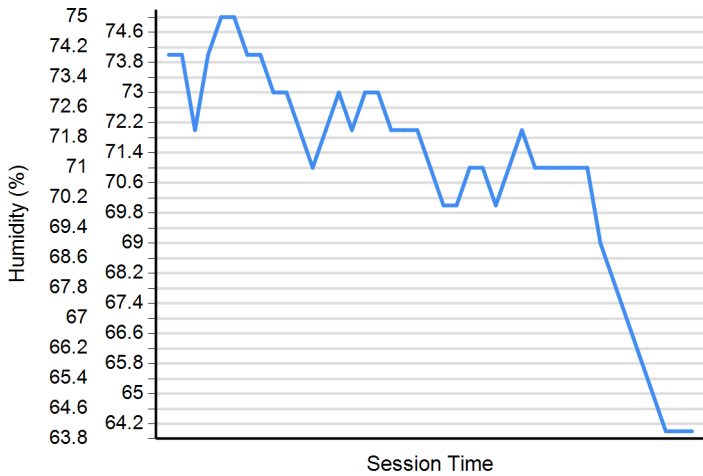
Air Temperature



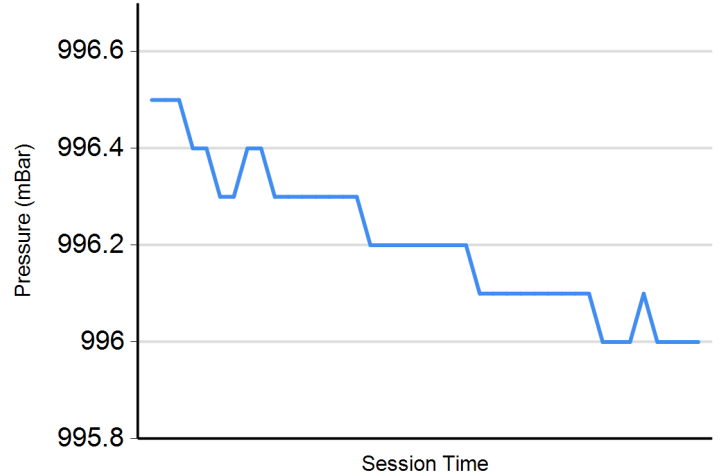
Track Temperature



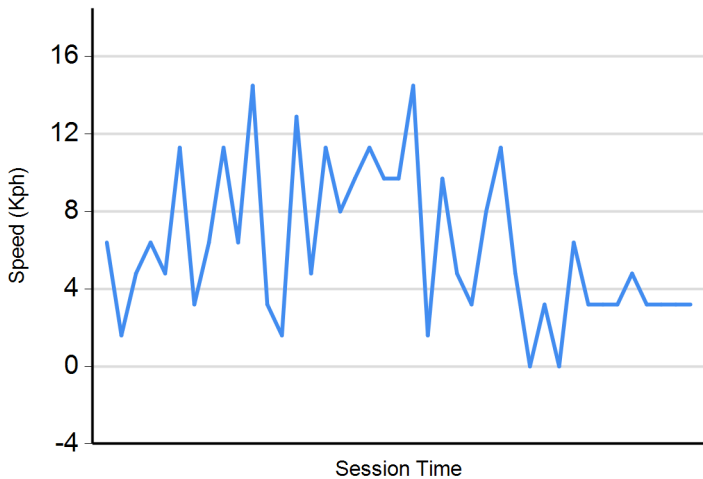
Humidity



Pressure

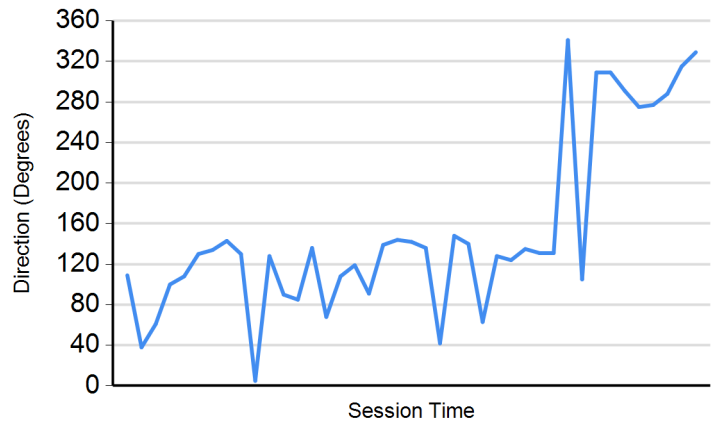


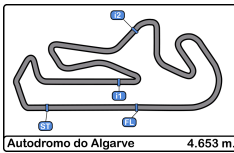
Wind Speed



Wind direction

North = 0°/360° Est = 90° South = 180° West = 270°





Autodromo Int. do Algarve
Euroformula Open
Free Practice - 1 - 2
Combined Results



Cls	Nº	Driver	Nat	Cat	Clas	Team	Nat	Vehicle	Laps	FP1	FP2	Best	Gap	Interval	Km/h			
1	7	Lorenzo Fluxa		ESP		Team Motopark		DEU Dallara F320 Spiess	22	29:29.482	2	1:37.348	8	1:37.348	172.0			
2	84	Francesco Simonazzi		ITA		BVM Racing		ITA Dallara F320 Spiess	21	1:46.693	6	1:37.378	3	1:37.378	0.030	0.030	172.0	
3	11	Levente Revesz		HUN		Team Motopark		DEU Dallara F320 Spiess	21	1:47.532	2	1:37.660	6	1:37.660	0.312	0.282	171.5	
4	71	Brad Benavides		USA		Team Motopark		DEU Dallara F320 Spiess	18	10:01:24.	1	1:37.832	3	1:37.832	0.484	0.172	171.2	
5	26	Jakob Bergmeister		DEU		Team Motopark		DEU Dallara F320 Spiess	23	2:02.881	5	1:37.951	4	1:37.951	0.603	0.119	171.0	
6	41	Fernando Barrichello		BRA	R	1	Team Motopark		DEU Dallara F320 Spiess	21	10:07:22.	1	1:37.960	6	1:37.960	0.612	0.009	170.9

Published at:.....

<p>Race Director: Neus Santamaria Sanromà DPB-0825-ESP/CAT</p>	<p>Timekeeper: Luis Garcia JOB-2654-ESP/M</p>
---	--

