

Autodromo Int. do Algarve
Euroformula Open
Qualifying
Provisional Results



Clas	Nº	Driver	Nat	Cat	Clas	Team	Nat	Vehicle	Laps	Best	Time	Gap	Interval	Km/h
1	84	Francesco Simonazzi	ITA			BVM Racing	ITA	Dallara F320 Spiess	11	10	1:46.833			156.7
2	41	Fernando Barrichello	BRA	R	1	Team Motopark	DEU	Dallara F320 Spiess	10	9	1:47.305	0.472	0.472	156.1
3	11	Levente Revesz	HUN			Team Motopark	DEU	Dallara F320 Spiess	11	9	1:47.770	0.937	0.465	155.4
4	26	Jakob Bergmeister	DEU			Team Motopark	DEU	Dallara F320 Spiess	11	8	1:48.410	1.577	0.640	154.5
5	71	Brad Benavides	USA			Team Motopark	DEU	Dallara F320 Spiess	11	10	1:49.256	2.423	0.846	153.3
6	7	Lorenzo Fluxa	ESP			Team Motopark	DEU	Dallara F320 Spiess	11	9	1:49.398	2.565	0.142	153.1

Published at:.....

Track Temp: 13.1 °C Air Temp: 15.0 °C Humidity: 72 % Track Status: WET

Race Director:

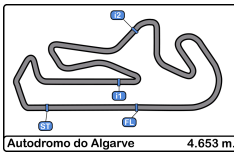
Neus Santamaría Sanromà

DPB-0825-ESP/CAT

Timekeeper:

Luis Garcia
 JOB-2654-ESP/M





Autodromo Int. do Algarve
Euroformula Open
Qualifying
Provisional Results by Category



Rookie														
Clas	Nº	Driver	Nat	Cat	Clas	Team	Nat	Vehicle	Laps	Best	Time	Gap	Interval	Km/h
1	41	Fernando Barrichello		R	1	Team Motopark		Dallara F320 Spiess	10	9	1:47.305			156.1
1	84	Francesco Simonazzi				BVM Racing		Dallara F320 Spiess	11	10	1:46.833			156.7
2	11	Levente Revesz				Team Motopark		Dallara F320 Spiess	11	9	1:47.770	0.937	0.937	155.4
3	26	Jakob Bergmeister				Team Motopark		Dallara F320 Spiess	11	8	1:48.410	1.577	0.640	154.5
4	71	Brad Benavides				Team Motopark		Dallara F320 Spiess	11	10	1:49.256	2.423	0.846	153.3
5	7	Lorenzo Fluxa				Team Motopark		Dallara F320 Spiess	11	9	1:49.398	2.565	0.142	153.1

Published at:.....

Track Temp: 13.1 °C Air Temp: 15.0 °C Humidity: 72 % Track Status: WET

Race Director:

Neus Santamaría Sanromà

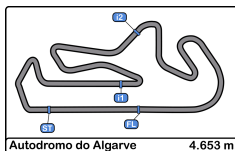
DPB-0825-ESP/CAT

Timekeeper:

Luis Garcia

JOB-2654-ESP/M





Autodromo Int. do Algarve
Euroformula Open
Qualifying
Lap Analysis



7 Lorenzo Fluxa Dallara F320 Spiess **71** Brad Benavides Dallara F320 Spiess
 Team Motopark Team Motopark

Lap	D	Time	Sector 1	Sector 2	Sector 3	T. Spd	Elapsed	Lap	D	Time	Sector 1	Sector 2	Sector 3	T. Spd	Elapsed
1		10:13:48.818	10:12:20.413	41.694	46.711		10:13:48.818	1		10:13:42.084	10:12:15.368	38.929	47.787		10:13:42.084
2		1:54.080	36.760	34.916	42.404	222.6	10:15:42.898	2		1:54.701	37.164	35.183	42.354	211.7	10:15:36.785
3		1:53.959	36.142	34.251	43.566	222.2	10:17:36.857	3		1:52.008	35.368	34.360	42.280	227.3	10:17:28.793
4		2:14.132	44.760	43.909	45.463	221.7	10:19:50.989	4		2:07.243	38.307	41.440	47.496	228.8	10:19:36.036
5		1:51.204	35.469	34.107	41.628	223.6	10:21:42.193	5		1:51.616	35.682	34.131	41.803	220.8	10:21:27.652
6		2:07.891	41.263	40.011	46.617	224.0	10:23:50.084	6		2:03.322 P	39.191	36.461	47.670	227.8	10:23:30.974
7		1:49.953	34.785	33.843	41.325	224.0	10:25:40.037	7		3:17.467	1:59.908	36.240	41.319		10:26:48.441
8		2:00.710	41.479	37.564	41.667	224.0	10:27:40.747	8		1:52.121	36.525	34.460	41.136	199.6	10:28:40.562
9		1:49.398	34.627	33.490	41.281	225.0	10:29:30.145	9		1:49.335	34.768	33.638	40.929	216.0	10:30:29.897
10		1:49.472	34.493	33.559	41.420	224.5	10:31:19.617	10		1:49.256	34.826	33.574	40.856	216.8	10:32:19.153
11		2:25.460 P	45.323	43.749	56.388	223.6	10:33:45.077	11		2:28.968 P	45.232	45.911	57.825	216.4	10:34:48.121

11 Levente Revesz Dallara F320 Spiess **84** Francesco Simonazzi Dallara F320 Spiess
 Team Motopark BVM Racing

Lap	D	Time	Sector 1	Sector 2	Sector 3	T. Spd	Elapsed	Lap	D	Time	Sector 1	Sector 2	Sector 3	T. Spd	Elapsed
1		10:14:01.908	10:12:33.089	40.691	48.128		10:14:01.908	1		10:13:43.176	10:12:16.770	38.726	47.680		10:13:43.176
2		1:56.943	38.549	36.123	42.271	200.3	10:15:58.851	2		1:55.710	37.636	35.245	42.829	225.4	10:15:38.886
3		2:08.172	39.500	40.785	47.887	225.4	10:18:07.023	3		1:53.357	35.707	34.892	42.758	225.4	10:17:32.243
4		1:57.418	37.885	35.921	43.612	218.6	10:20:04.441	4		1:52.897	36.085	34.579	42.233	226.8	10:19:25.140
5		1:59.583	37.902	37.602	44.079	202.6	10:22:04.024	5		1:51.780	35.295	34.340	42.145	227.3	10:21:16.920
6		1:54.084	37.226	35.609	41.249	204.1	10:23:58.108	6		2:01.347	36.312	40.922	44.113	227.8	10:23:18.267
7		1:48.912	34.191	33.577	41.144	226.8	10:25:47.020	7		1:49.731	34.508	34.005	41.218	226.8	10:25:07.998
8		2:09.167	41.988	43.747	43.432	225.9	10:27:56.187	8		1:55.454 P	34.533	34.014	46.907	226.4	10:27:03.452
9		1:47.770	34.149	33.235	40.386	226.4	10:29:43.957	9		3:16.218	1:58.975	36.604	40.639		10:30:19.670
10		1:48.432	34.200	33.227	41.005	225.9	10:31:32.389	10		1:46.833	33.731	33.190	39.912	226.4	10:32:06.503
11		2:15.143 P	37.845	39.452	57.846	225.4	10:33:47.532	11		2:50.919 P	47.533	1:00.526	1:02.860	225.9	10:34:57.422

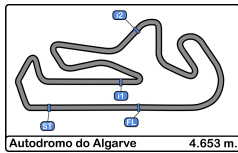
26 Jakob Bergmeister Dallara F320 Spiess
 Team Motopark

Lap	D	Time	Sector 1	Sector 2	Sector 3	T. Spd	Elapsed
1		10:13:24.346	10:11:58.363	39.509	46.474		10:13:24.346
2		1:59.454	39.095	36.436	43.923	213.4	10:15:23.800
3		1:55.780	36.775		2:39.703	219.9	10:17:19.580
4		1:54.453	36.663	34.798	42.992	222.6	10:19:14.033
5		2:08.802	40.626	38.599	49.577	210.9	10:21:22.835
6		2:01.555 P	35.612	34.391	51.552	225.4	10:23:24.390
7		3:58.832	2:42.448	34.959	41.425		10:27:23.222
8		1:48.410	34.551	33.070	40.789	225.0	10:29:11.632
9		1:49.471	34.112	33.995	41.364	225.4	10:31:01.103
10		1:49.201	34.374	33.059	41.768	225.0	10:32:50.304
11		2:10.622 P	37.452	36.710	56.460	225.4	10:35:00.926

41 Fernando Barrichello Dallara F320 Spiess
 Rookie Team Motopark

Lap	D	Time	Sector 1	Sector 2	Sector 3	T. Spd	Elapsed
1		10:15:17.619	10:13:52.710	39.270	45.639		10:15:17.619
2		2:03.778	37.898	42.167	43.713	221.7	10:17:21.397
3		1:53.119	36.355	34.950	41.814	228.8	10:19:14.516
4		1:52.192	35.801	34.481	41.910	232.2	10:21:06.708
5		2:04.876	40.496	39.758	44.622	207.2	10:23:11.584
6		1:59.712 P	35.377	34.079	50.256	228.3	10:25:11.296
7		3:33.260	2:08.618	42.112	42.530		10:28:44.556
8		1:48.293	34.611	33.312	40.370	229.2	10:30:32.849
9		1:47.305	34.029	32.762	40.514	230.7	10:32:20.154
10		2:35.228 P	43.820	49.064	1:02.344	231.7	10:34:55.382



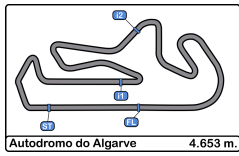


Autodromo Int. do Algarve
Euroformula Open
Qualifying
Best Sectors Results



Sector - 1				Sector - 2				Sector - 3				Ideal Lap vs Best Lap				
Clas	Nº	Driver	Time	Nº	Driver	Time	Nº	Driver	Time	Clas	Nº	Driver	Ideal Lap	Best Lap	Clas	
1	84	Francesco Simonazzi	33.731	41	Fernando Barrichello	32.762	84	Francesco Simonazzi	39.912	1	84	Francesco Simonazzi	1:46.833	1:46.833	1	
2	41	Fernando Barrichello	34.029	26	Jakob Bergmeister	33.059	41	Fernando Barrichello	40.370	2	41	Fernando Barrichello	1:47.161	1:47.305	2	
3	26	Jakob Bergmeister	34.112	84	Francesco Simonazzi	33.190	11	Levente Revesz	40.386	3	11	Levente Revesz	1:47.762	1:47.770	3	
4	11	Levente Revesz	34.149	11	Levente Revesz	33.227	26	Jakob Bergmeister	40.789	4	26	Jakob Bergmeister	1:47.960	1:48.410	4	
5	7	Lorenzo Fluxa	34.493	7	Lorenzo Fluxa	33.490	71	Brad Benavides	40.856	5	71	Brad Benavides	1:49.198	1:49.256	5	
6	71	Brad Benavides	34.768	71	Brad Benavides	33.574	7	Lorenzo Fluxa	41.281	6	7	Lorenzo Fluxa	1:49.264	1:49.398	6	



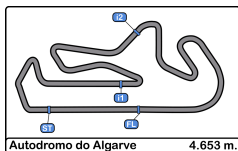


Autodromo Int. do Algarve
Euroformula Open
Qualifying
Best 5 Lap Times



Cls	Nº	Driver	Nat	Cat	Cls	Team	Nat	Vehicle	Best 1		Best 2		Best 3		Best 4		Best 5	
									Time	Lap	Time	Lap	Time	Lap	Time	Lap	Time	Lap
1	84	Francesco Simonazzi		ITA		BVM Racing		Dallara F320 Spiess	1:46.833	10	1:49.731	7	1:51.780	5	1:52.897	4	1:53.357	3
2	41	Fernando Barrichello		BRA	R 1	Team Motopark		Dallara F320 Spiess	1:47.305	9	1:48.293	8	1:52.192	4	1:53.119	3	1:59.712	6
3	11	Levente Revesz		HUN		Team Motopark		Dallara F320 Spiess	1:47.770	9	1:48.432	10	1:48.912	7	1:54.084	6	1:56.943	2
4	26	Jakob Bergmeister		DEU		Team Motopark		Dallara F320 Spiess	1:48.410	8	1:49.201	10	1:49.471	9	1:54.453	4	1:55.780	3
5	71	Brad Benavides		USA		Team Motopark		Dallara F320 Spiess	1:49.256	10	1:49.335	9	1:51.616	5	1:52.008	3	1:52.121	8
6	7	Lorenzo Fluxa		ESP		Team Motopark		Dallara F320 Spiess	1:49.398	9	1:49.472	10	1:49.953	7	1:51.204	5	1:53.959	3





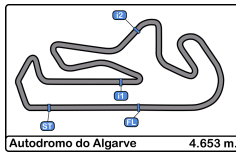
Autodromo Int. do Algarve
Euroformula Open
Qualifying
Best 5 Top Speeds



Autodromo do Algarve 4.653 m.

Clas	Nº	Driver	Nat	Cat	Cls	Team	Nat	Vehicle	Top 1		Top 2		Top 3		Top 4		Top 5		Avg	
									Km/h	Lap	Km/h	Lap	Km/h	Lap	Km/h	Lap	Km/h	Lap		
1	41	Fernando Barrichello		BRN	R	1	Team Motopark		Dallara F320 Spiess	232.2	4	231.7	10	230.7	9	229.2	8	228.8	3	230.5
2	71	Brad Benavides		USA			Team Motopark		Dallara F320 Spiess	228.8	4	227.8	6	227.3	3	220.8	5	216.8	10	224.3
3	84	Francesco Simonazzi		ITA			BVM Racing		Dallara F320 Spiess	227.8	6	227.3	5	226.8	4	226.8	7	226.4	8	227.0
4	11	Levente Revesz		HUN			Team Motopark		Dallara F320 Spiess	226.8	7	226.4	9	225.9	8	225.9	10	225.4	3	226.1
5	26	Jakob Bergmeister		DEU			Team Motopark		Dallara F320 Spiess	225.4	6	225.4	9	225.4	11	225.0	8	225.0	10	225.2
6	7	Lorenzo Fluxa		ESP			Team Motopark		Dallara F320 Spiess	225.0	9	224.5	10	224.0	6	224.0	7	224.0	8	224.3



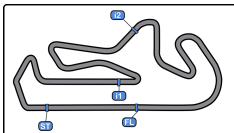


Autodromo Int. do Algarve
Euroformula Open
Qualifying
Fastest Laps Sequence



Lap	Time of Day	Session Time	Nº Driver	Nat	Cat	Team	Nat	Vehicle	Time	Km/h
2	10:15:23.800	4:23.800	26 Jakob Bergmeister		DEU	Team Motopark		DEU Dallara F320 Spiess	1:59.454	140.2
2	10:15:36.785	4:36.785	71 Brad Benavides		USA	Team Motopark		DEU Dallara F320 Spiess	1:54.701	146.0
2	10:15:42.898	4:42.898	7 Lorenzo Fluxa		ESP	Team Motopark		DEU Dallara F320 Spiess	1:54.080	146.8
3	10:17:28.793	6:28.793	71 Brad Benavides		USA	Team Motopark		DEU Dallara F320 Spiess	1:52.008	149.5
5	10:21:16.920	10:16.920	84 Francesco Simonazzi		ITA	BVM Racing		ITA Dallara F320 Spiess	1:51.780	149.8
5	10:21:27.652	10:27.652	71 Brad Benavides		USA	Team Motopark		DEU Dallara F320 Spiess	1:51.616	150.0
5	10:21:42.193	10:42.193	7 Lorenzo Fluxa		ESP	Team Motopark		DEU Dallara F320 Spiess	1:51.204	150.6
7	10:25:07.998	14:07.998	84 Francesco Simonazzi		ITA	BVM Racing		ITA Dallara F320 Spiess	1:49.731	152.6
7	10:25:47.020	14:47.020	11 Levente Revesz		HUN	Team Motopark		DEU Dallara F320 Spiess	1:48.912	153.8
8	10:29:11.632	18:11.632	26 Jakob Bergmeister		DEU	Team Motopark		DEU Dallara F320 Spiess	1:48.410	154.5
9	10:29:43.957	18:43.957	11 Levente Revesz		HUN	Team Motopark		DEU Dallara F320 Spiess	1:47.770	155.4
10	10:32:06.503	21:06.503	84 Francesco Simonazzi		ITA	BVM Racing		ITA Dallara F320 Spiess	1:46.833	156.7





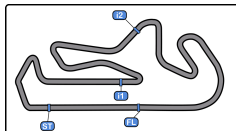
Autodromo do Algarve 4.653 m.

Autodromo Int. do Algarve Euroformula Open Qualifying Event Best Maximum Speed



Nº	Driver	Nat	Cat	Clas	Team	Nat	Vehicle	Km/h	Session
41	Fernando Barrichello		BRA	R 1	Team Motopark		DEU Dallara F320 Spiess	242.6	Free Practice - 2
71	Brad Benavides		USA		Team Motopark		DEU Dallara F320 Spiess	242.1	Free Practice - 2
26	Jakob Bergmeister		DEU		Team Motopark		DEU Dallara F320 Spiess	241.6	Free Practice - 2
11	Levente Revesz		HUN		Team Motopark		DEU Dallara F320 Spiess	241.0	Free Practice - 2
84	Francesco Simonazzi		ITA		BVM Racing		ITA Dallara F320 Spiess	240.5	Free Practice - 2
7	Lorenzo Fluxa		ESP		Team Motopark		DEU Dallara F320 Spiess	240.5	Free Practice - 2





Autodromo do Algarve 4.653 m.

Autodromo Int. do Algarve Euroformula Open Qualifying Pit Stop Analysis



26 Jakob Bergmeister Dallara F320 Spiess

Team Motopark

Nº	In Day Time	In Time	Out Time	Pit Time	T. Pit Time	Handicap	Diff.
1	10:23:20.046	10:23:20.046	10:25:28.517	2:08.471	2:08.471		

41 Fernando Barrichello Dallara F320 Spiess

Rookie

Team Motopark

Nº	In Day Time	In Time	Out Time	Pit Time	T. Pit Time	Handicap	Diff.
1	10:25:06.612	10:25:06.612	10:26:33.309	1:26.697	1:26.697		

71 Brad Benavides Dallara F320 Spiess

Team Motopark

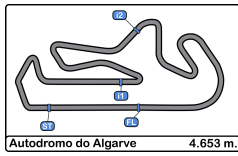
Nº	In Day Time	In Time	Out Time	Pit Time	T. Pit Time	Handicap	Diff.
1	10:23:26.561	10:23:26.561	10:24:55.681	1:29.120	1:29.120		

84 Francesco Simonazzi Dallara F320 Spiess

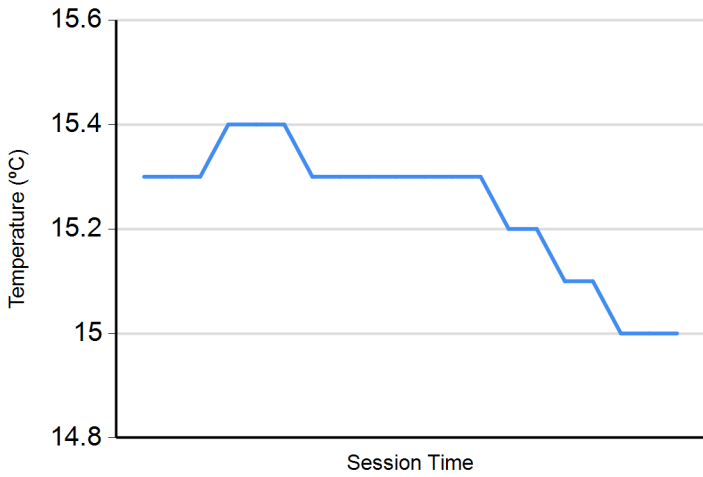
BVM Racing

Nº	In Day Time	In Time	Out Time	Pit Time	T. Pit Time	Handicap	Diff.
1	10:26:59.184	10:26:59.184	10:28:27.167	1:27.983	1:27.983		

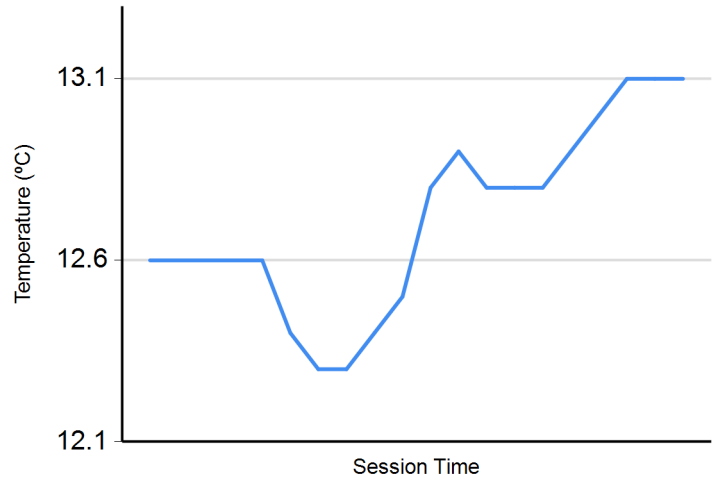




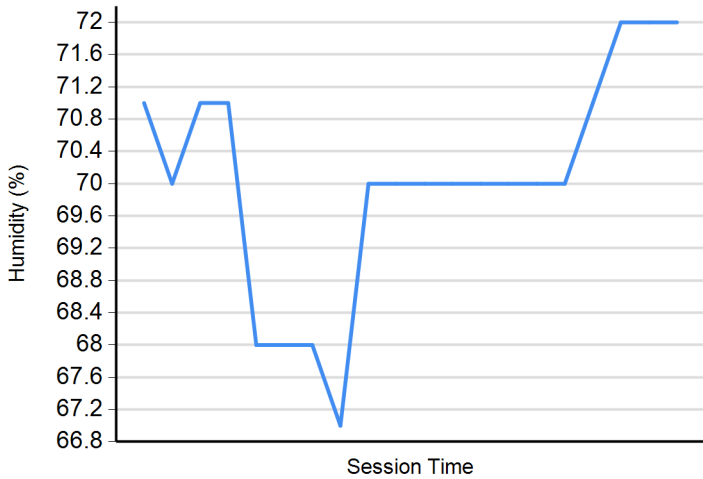
Air Temperature



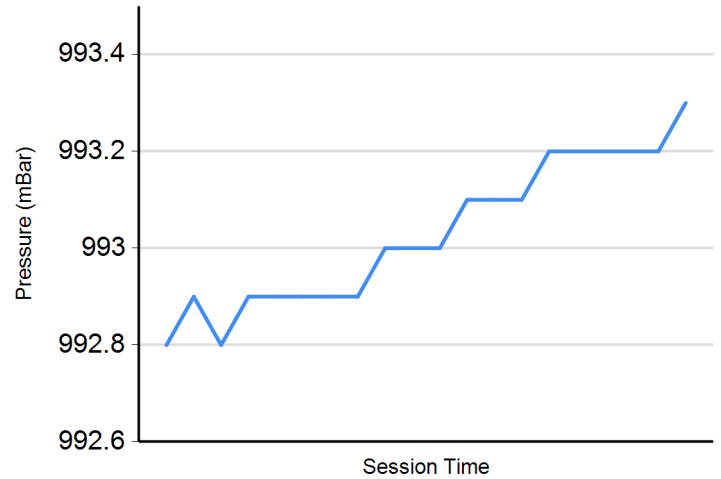
Track Temperature



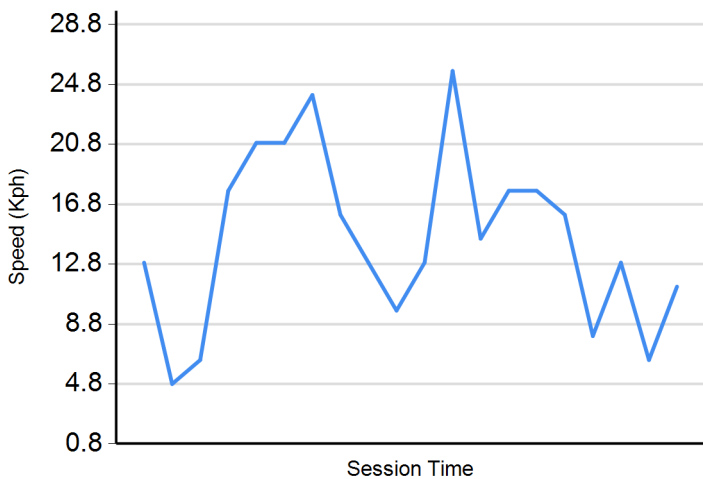
Humidity



Pressure



Wind Speed



Wind direction

North = 0°/360° Est = 90° South = 180° West = 270°

