

**Autodromo Int. do Algarve**  
**Euroformula Open**  
**Private test - 1**  
**Provisional Results**



Clas	Nº	Driver	Nat	Cat	Clas	Team	Nat	Vehicle	Laps	Best	Time	Gap	Interval	Km/h
1	71	Brad Benavides				Team Motopark		Dallara F320	22	19	1:35.891			174.6
2	7	Lorenzo Fluxa				Team Motopark		Dallara F320	25	22	1:36.349	0.458	0.458	173.8
3	26	Jakob Bergmeister				Team Motopark		Dallara F320	24	22	1:36.959	1.068	0.610	172.7
4	84	Francesco Simonazzi				BVM Racing		Dallara F320	20	18	1:37.042	1.151	0.083	172.6
5	11	Levente Revesz				Team Motopark		Dallara F320	21	19	1:37.091	1.200	0.049	172.5
6	41	Fernando Barrichello		R	1	Team Motopark		Dallara F320	11	9	1:39.808	3.917	2.717	167.8

Published at:.....

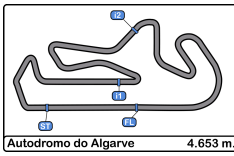
Track Temp: 15.4 °C Air Temp: 15.9 °C Humidity: 67 % Track Status: DRY

Race Director:



Timekeeper:





Autodromo Int. do Algarve  
Euroformula Open  
Private test - 1  
Provisional Results by Category



Rookie														
Clas	Nº	Driver	Nat	Cat	Clas	Team	Nat	Vehicle	Laps	Best	Time	Gap	Interval	Km/h
1	41	Fernando Barrichello		R	1	Team Motopark		Dallara F320	11	9	1:39.808			167.8
Clas	Nº	Driver	Nat	Cat	Clas	Team	Nat	Vehicle	Laps	Best	Time	Gap	Interval	Km/h
1	71	Brad Benavides				Team Motopark		Dallara F320	22	19	1:35.891			174.6
2	7	Lorenzo Fluxa				Team Motopark		Dallara F320	25	22	1:36.349	0.458	0.458	173.8
3	26	Jakob Bergmeister				Team Motopark		Dallara F320	24	22	1:36.959	1.068	0.610	172.7
4	84	Francesco Simonazzi				BVM Racing		Dallara F320	20	18	1:37.042	1.151	0.083	172.6
5	11	Levente Revesz				Team Motopark		Dallara F320	21	19	1:37.091	1.200	0.049	172.5

Published at:.....

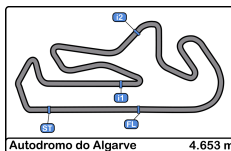
Track Temp: 15.4 °C Air Temp: 15.9 °C Humidity: 67 % Track Status: DRY

Race Director:



Timekeeper:





**Autodromo Int. do Algarve**  
**Euroformula Open**  
**Private test - 1**  
**Lap Analysis**



7

Lorenzo Fluxa

Dallara F320 **26**

Jakob Bergmeister

Dallara F320

Team Motopark

Team Motopark

Lap	D	Time	Sector 1	Sector 2	Sector 3	T. Spd	Elapsed	Lap	D	Time	Sector 1	Sector 2	Sector 3	T. Spd	Elapsed
1		9:02:59.376 P	9:01:29.563	37.881	51.932		9:02:59.376	1		9:02:40.513 P	9:01:03.417		9:02:40.513		9:02:40.513
2		6:03.681	4:47.380	34.568	41.733		9:09:03.057	2		5:34.154	4:22.264		9:08:14.667		9:08:14.667
3		1:47.304	35.184	33.093	39.027	225.4	9:10:50.361	3		1:43.298	33.190		9:09:57.965	224.5	9:09:57.965
4		1:41.021	32.424	31.366	37.231	231.2	9:12:31.382	4		1:41.517	31.863		9:11:39.482	232.7	9:11:39.482
5		1:39.784	31.785	30.838	37.161	231.7	9:14:11.166	5		1:41.170	31.963		9:13:20.652	232.2	9:13:20.652
6		1:39.267	31.490	30.745	37.032	231.7	9:15:50.433	6		1:40.533	31.816		9:15:01.185	231.2	9:15:01.185
7		1:38.805	31.430	30.358	37.017	232.2	9:17:29.238	7		1:39.963	31.685		9:16:41.148	232.2	9:16:41.148
8		1:39.094	31.604	30.483	37.007	233.2	9:19:08.332	8		1:40.471	31.790		9:18:21.619	232.7	9:18:21.619
9		1:38.898	31.375	30.479	37.044	232.7	9:20:47.230	9		1:45.872	32.910		9:20:07.491	232.7	9:20:07.491
10		1:51.371 P	31.379	33.693	46.299	232.2	9:22:38.601	10		1:50.729 P	31.918		9:21:58.220	233.2	9:21:58.220
11		5:44.024	4:25.151	37.750	41.123		9:28:22.625	11		10:46.680	9:33.965		9:32:44.900		9:32:44.900
12		2:01.399 P	35.384	35.875	50.140	228.3	9:30:24.024	12		1:41.851	32.560		9:34:26.751	227.8	9:34:26.751
13		6:36.953	5:19.254	36.443	41.256		9:37:00.977	13		1:38.340	31.207		9:36:05.091	231.7	9:36:05.091
14		1:45.487	34.381	33.257	37.849	224.5	9:38:46.464	14		1:38.212	31.144		9:37:43.303	231.7	9:37:43.303
15		1:38.281	31.392	30.337	36.552	231.7	9:40:24.745	15		1:51.243	35.674		9:39:34.546	232.7	9:39:34.546
16		1:37.718	31.100	30.026	36.592	232.7	9:42:02.463	16		1:38.753	31.338		9:41:13.299	231.2	9:41:13.299
17		1:37.765	31.016	30.081	36.668	232.2	9:43:40.228	17		1:52.190 P	31.483		9:43:05.489	232.7	9:43:05.489
18		1:54.400 P	33.018	34.605	46.777	232.7	9:45:34.628	18		2:39.933 P	1:18.063		9:45:45.422		9:45:45.422
19		6:59.455	5:42.832	34.637	41.986		9:52:34.083	19		9:13.856	8:01.998		9:54:59.278		9:54:59.278
20		1:44.225	33.778	32.303	38.144	228.3	9:54:18.308	20		1:41.038	32.869		9:56:40.316	228.8	9:56:40.316
21		1:39.728	32.218	31.002	36.508	235.8	9:55:58.036	21		1:37.677	31.547		9:58:17.993	233.7	9:58:17.993
22		1:36.349	30.583	29.684	36.082	234.7	9:57:34.385	22		1:36.959	30.778		9:59:54.952	232.7	9:59:54.952
23		1:39.127	30.677	30.416	38.034	233.7	9:59:13.512	23		1:37.127	30.945		10:01:32.079	233.7	10:01:32.079
24		1:36.880	30.796	29.694	36.390	233.2	10:00:50.392	24		1:48.785 P	32.587		10:03:20.864	232.7	10:03:20.864
25		1:57.624 P	37.440	35.072	45.112	234.2	10:02:48.016								

11

Levente Revesz

Dallara F320

Rookie

Fernando Barrichello

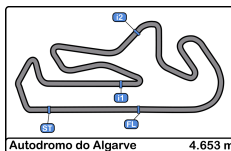
Dallara F320

Team Motopark

Team Motopark

Lap	D	Time	Sector 1	Sector 2	Sector 3	T. Spd	Elapsed	Lap	D	Time	Sector 1	Sector 2	Sector 3	T. Spd	Elapsed
1		9:02:45.456 P	9:01:15.975	37.744	51.737		9:02:45.456	1		9:03:08.284 P	9:01:38.221	35.945	54.118		9:03:08.284
2		6:21.354	5:06.206	34.524	40.624		9:09:06.810	2		6:11.557	4:58.533	33.707	39.317		9:09:19.841
3		1:51.529	36.494	32.433	42.602	183.9	9:10:58.339	3		1:45.114	33.639	32.481	38.994	228.3	9:11:04.955
4		1:40.772	32.055	31.144	37.573	232.2	9:12:39.111	4		1:53.016 P	34.452	31.818	46.746	232.7	9:12:57.971
5		1:40.238	31.743	30.941	37.554	232.7	9:14:19.349	5		4:57.344	3:47.382	31.836	38.126		9:17:55.315
6		1:40.056	31.798	30.947	37.311	233.2	9:15:59.405	6		1:41.939	32.571	31.340	38.028	232.7	9:19:37.254
7		1:47.497	34.832	33.826	38.839	233.7	9:17:46.902	7		1:40.622	31.964	30.916	37.742	232.7	9:21:17.876
8		1:40.112	31.812	30.799	37.501	233.2	9:19:27.014	8		1:40.088	31.923	30.726	37.439	233.2	9:22:57.964
9		1:47.119 P	31.624	30.792	44.703	233.2	9:21:14.133	9		1:39.808	31.942	30.588	37.278	232.2	9:24:37.772
10		10:20.208	9:04.072	36.066	40.070		9:31:34.341	10		2:15.951 P	31.956	44.260	59.735	232.7	9:26:53.723
11		1:44.431	35.013	31.850	37.568	198.5	9:33:18.772	11		18:08.098 P	16:04.354	37.588	1:26.156		9:45:01.821
12		1:38.516	31.338	30.321	36.857	233.2	9:34:57.288								
13		1:38.791	31.295	30.242	37.254	233.7	9:36:36.079								
14		1:38.842	31.328	30.361	37.153	233.7	9:38:14.921								
15		1:45.632 P	31.198	30.473	43.961	234.2	9:40:00.553								
16		12:22.962	11:05.573	36.002	41.387		9:52:23.515								
17		1:43.866	34.628	31.923	37.315	203.3	9:54:07.381								
18		1:37.499	30.937	30.252	36.310	235.8	9:55:44.880								
19		1:37.091	30.685	29.937	36.469	235.8	9:57:21.971								
20		1:37.401	30.796	30.117	36.488	234.2	9:58:59.372								
21		1:48.559 P	31.821	30.993	45.745	233.7	10:00:47.931								





**Autodromo Int. do Algarve**  
**Euroformula Open**  
**Private test - 1**  
**Lap Analysis**



**71** Brad Benavides Dallara F320

Team Motopark

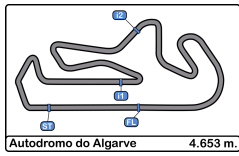
Lap	D	Time	Sector 1	Sector 2	Sector 3	T. Spd	Elapsed
1		9:03:12.047 P	9:01:50.783	34.743	46.521		9:03:12.047
2		6:38.574	5:26.388	33.462	38.724		9:09:50.621
3		1:42.207	33.263	31.799	37.145	216.8	9:11:32.828
4		1:38.881	31.653	30.471	36.757	232.2	9:13:11.709
5		1:38.125	31.230	30.185	36.710	231.7	9:14:49.834
6		1:53.780	34.646	35.984	43.150	233.7	9:16:43.614
7		1:38.461	31.351	30.244	36.866	234.7	9:18:22.075
8		1:40.774	31.466	30.306	39.002	239.4	9:20:02.849
9		1:44.234 P	31.510	30.452	42.272	233.7	9:21:47.083
10		7:56.838 P	6:41.084	31.570	44.184		9:29:43.921
11		4:58.393	3:44.838	34.326	39.229		9:34:42.314
12		1:42.069	33.272	31.873	36.924	214.7	9:36:24.383
13		1:37.168	30.982	29.891	36.295	233.2	9:38:01.551
14		1:37.319	31.091	29.978	36.250	232.7	9:39:38.870
15		1:37.710	31.222	29.975	36.513	233.2	9:41:16.580
16		1:42.249 P	30.975	29.991	41.283	234.7	9:42:58.829
17		11:01.952	9:47.419	35.545	38.988		9:54:00.781
18		1:40.379	33.011	31.104	36.264	216.8	9:55:41.160
19		<u>1:35.891</u>	<u>30.432</u>	29.613	<u>35.846</u>	235.8	9:57:17.051
20		1:36.474	30.661	<u>29.550</u>	36.263	234.7	9:58:53.525
21		1:38.198	30.702	30.828	36.668	234.7	10:00:31.723
22		1:42.260 P	30.929	29.995	41.336	235.8	10:02:13.983

**84** Francesco Simonazzi Dallara F320

BVM Racing

Lap	D	Time	Sector 1	Sector 2	Sector 3	T. Spd	Elapsed
1		9:09:00.808 P	9:07:36.538	36.761	47.509		9:09:00.808
2		4:36.441	3:25.793	32.568	38.080		9:13:37.249
3		1:41.088	32.601	31.289	37.198	226.4	9:15:18.337
4		1:39.297	31.681	30.709	36.907	230.7	9:16:57.634
5		1:38.791	31.529	30.519	36.743	232.7	9:18:36.425
6		1:38.647	31.427	30.458	36.762	233.7	9:20:15.072
7		1:38.635	31.369	30.614	36.652	235.8	9:21:53.707
8		1:45.618 P	31.549	30.382	43.687	232.7	9:23:39.325
9		10:20.705	9:09.238	33.897	37.570		9:34:00.030
10		1:41.330	32.639	31.462	37.229	230.7	9:35:41.360
11		1:38.305	31.310	30.267	36.728	231.2	9:37:19.665
12		1:37.993	31.208	30.200	36.585	232.2	9:38:57.658
13		1:37.908	31.147	30.065	36.696	234.2	9:40:35.566
14		1:44.284 P	31.221	30.341	42.722	232.2	9:42:19.850
15		10:13.241	8:58.198	34.562	40.481		9:52:33.091
16		1:40.603	32.468	31.296	36.839	233.7	9:54:13.694
17		1:37.127	31.072	30.026	<u>36.029</u>	235.2	9:55:50.821
18		<u>1:37.042</u>	<u>30.900</u>	<u>29.838</u>	36.304	235.2	9:57:27.863
19		1:37.124	30.990	29.913	36.221	233.2	9:59:04.987
20		1:45.473 P	30.908	29.910	44.655	234.7	10:00:50.460



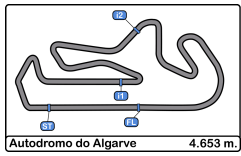


**Autodromo Int. do Algarve**  
**Euroformula Open**  
**Private test - 1**  
**Best Sectors Results**



Sector - 1				Sector - 2				Sector - 3				Ideal Lap vs Best Lap			
Clas	Nº	Driver	Time	Nº	Driver	Time	Nº	Driver	Time	Clas	Nº	Driver	Ideal Lap	Best Lap	Clas
1	71	Brad Benavides	30.432	71	Brad Benavides	29.550	71	Brad Benavides	35.846	1	71	Brad Benavides	1:35.828	1:35.891	1
2	7	Lorenzo Fluxa	30.583	7	Lorenzo Fluxa	29.684	84	Francesco Simonazzi	36.029	2	7	Lorenzo Fluxa	1:36.349	1:36.349	2
3	11	Levente Revesz	30.685	84	Francesco Simonazzi	29.838	7	Lorenzo Fluxa	36.082	3	84	Francesco Simonazzi	1:36.767	1:37.042	4
4	26	Jakob Bergmeister	30.778	11	Levente Revesz	29.937	11	Levente Revesz	36.310	4	11	Levente Revesz	1:36.932	1:37.091	5
5	84	Francesco Simonazzi	30.900	41	Fernando Barrichello	30.588	41	Fernando Barrichello	37.278	5	41	Fernando Barrichello	1:39.789	1:39.808	6
6	41	Fernando Barrichello	31.923	26	Jakob Bergmeister	Transpo	26	Jakob Bergmeister	Transpo	6	26	Jakob Bergmeister	Transpo	1:36.959	3




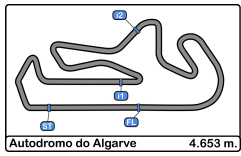


**Autodromo Int. do Algarve**  
**Euroformula Open**  
**Private test - 1**  
**Best 5 Lap Times**



Cls	Nº	Driver	Nat	Cat	Cls	Team	Nat	Vehicle	Best 1		Best 2		Best 3		Best 4		Best 5	
									Time	Lap	Time	Lap	Time	Lap	Time	Lap	Time	Lap
1	71	Brad Benavides	USA			Team Motopark	DEU	Dallara F320	1:35.891	19	1:36.474	20	1:37.168	13	1:37.319	14	1:37.710	15
2	7	Lorenzo Fluxa	ESP			Team Motopark	DEU	Dallara F320	1:36.349	22	1:36.880	24	1:37.718	16	1:37.765	17	1:38.281	15
3	26	Jakob Bergmeister	DEU			Team Motopark	DEU	Dallara F320	1:36.959	22	1:37.127	23	1:37.677	21	1:38.212	14	1:38.340	13
4	84	Francesco Simonazzi	ITA			BVM Racing	ITA	Dallara F320	1:37.042	18	1:37.124	19	1:37.127	17	1:37.908	13	1:37.993	12
5	11	Levente Revesz	HUN			Team Motopark	DEU	Dallara F320	1:37.091	19	1:37.401	20	1:37.499	18	1:38.516	12	1:38.791	13
6	41	Fernando Barrichello	BRA	R	1	Team Motopark	DEU	Dallara F320	1:39.808	9	1:40.088	8	1:40.622	7	1:41.939	6	1:45.114	3



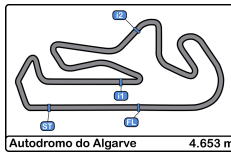


**Autodromo Int. do Algarve**  
**Euroformula Open**  
**Private test - 1**  
**Best 5 Top Speeds**



Clas	Nº	Driver	Nat	Cat	Cls	Team	Nat	Vehicle	Top 1		Top 2		Top 3		Top 4		Top 5		Avg	
									Km/h	Lap	Km/h	Lap	Km/h	Lap	Km/h	Lap	Km/h	Lap		
1	71	Brad Benavides		USA		Team Motopark		DEU	Dallara F320	239.4	8	235.8	19	235.8	22	234.7	7	234.7	16	236.1
2	7	Lorenzo Fluxa		ESP		Team Motopark		DEU	Dallara F320	235.8	21	234.7	22	234.2	25	233.7	23	233.2	8	234.3
3	11	Levente Revesz		HUN		Team Motopark		DEU	Dallara F320	235.8	18	235.8	19	234.2	15	234.2	20	233.7	7	234.7
4	84	Francesco Simonazzi		ITA		BVM Racing		ITA	Dallara F320	235.8	7	235.2	17	235.2	18	234.7	20	234.2	13	235.0
5	26	Jakob Bergmeister		DEU		Team Motopark		DEU	Dallara F320	233.7	21	233.7	23	233.2	10	232.7	4	232.7	8	233.2
6	41	Fernando Barrichello		BRA	R 1	Team Motopark		DEU	Dallara F320	233.2	8	232.7	4	232.7	6	232.7	7	232.7	10	232.8





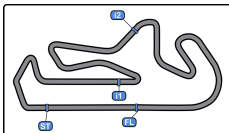
**Autodromo Int. do Algarve**  
**Euroformula Open**  
**Private test - 1**  
**Fastest Laps Sequence**



Lap	Time of Day	Session Time	Nº Driver	Nat	Cat	Team	Nat	Vehicle	Time	Km/h
2	9:08:14.667	8:14.667	26 Jakob Bergmeister		DEU	Team Motopark		DEU Dallara F320	5:34.154	50.1
3	9:09:57.965	9:57.965	26 Jakob Bergmeister		DEU	Team Motopark		DEU Dallara F320	1:43.298	162.1
3	9:11:32.828	11:32.828	71 Brad Benavides		USA	Team Motopark		DEU Dallara F320	1:42.207	163.8
4	9:11:39.482	11:39.482	26 Jakob Bergmeister		DEU	Team Motopark		DEU Dallara F320	1:41.517	165.0
4	9:12:31.382	12:31.382	7 Lorenzo Fluxa		ESP	Team Motopark		DEU Dallara F320	1:41.021	165.8
4	9:12:39.111	12:39.111	11 Levente Revesz		HUN	Team Motopark		DEU Dallara F320	1:40.772	166.2
4	9:13:11.709	13:11.709	71 Brad Benavides		USA	Team Motopark		DEU Dallara F320	1:38.881	169.4
5	9:14:49.834	14:49.834	71 Brad Benavides		USA	Team Motopark		DEU Dallara F320	1:38.125	170.7
13	9:38:01.551	38:01.551	71 Brad Benavides		USA	Team Motopark		DEU Dallara F320	1:37.168	172.3
17	9:55:50.821	55:50.821	84 Francesco Simonazzi		ITA	BVM Racing		ITA Dallara F320	1:37.127	172.4
19	9:57:17.051	57:17.051	71 Brad Benavides		USA	Team Motopark		DEU Dallara F320	1:35.891	174.6







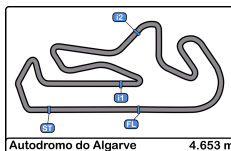
Autodromo do Algarve 4.653 m.

Autodromo Int. do Algarve  
Euroformula Open  
Private test - 1  
Event Best Maximum Speed



Nº	Driver	Nat	Cat	Clas	Team	Nat	Vehicle	Km/h	Session
71	Brad Benavides		USA		Team Motopark		DEU Dallara F320	239.4	Private test - 1
84	Francesco Simonazzi		ITA		BVM Racing		ITA Dallara F320	235.8	Private test - 1
11	Levente Revesz		HUN		Team Motopark		DEU Dallara F320	235.8	Private test - 1
7	Lorenzo Fluxa		ESP		Team Motopark		DEU Dallara F320	235.8	Private test - 1
26	Jakob Bergmeister		DEU		Team Motopark		DEU Dallara F320	233.7	Private test - 1
41	Fernando Barrichello		BRA	R 1	Team Motopark		DEU Dallara F320	233.2	Private test - 1





**Autodromo Int. do Algarve**  
**Euroformula Open**  
**Private test - 1**  
**Pit Stop Analysis**



**7** Lorenzo Fluxa Dallara F320

Team Motopark

Nº	In Day Time	In Time	Out Time	Pit Time	T. Pit Time	Handicap	Diff.
1	9:02:54.317	9:02:54.317	9:07:12.904	4:18.587	4:18.587		
2	9:22:34.196	9:22:34.196	9:26:14.001	3:39.805	7:58.392		
3	9:30:19.144	9:30:19.144	9:35:05.487	4:46.343	12:44.735		
4	9:45:30.059	9:45:30.059	9:50:39.082	5:09.023	17:53.758		

**11** Levente Revesz Dallara F320

Team Motopark

Nº	In Day Time	In Time	Out Time	Pit Time	T. Pit Time	Handicap	Diff.
1	9:02:41.036	9:02:41.036	9:07:15.699	4:34.663	4:34.663		
2	9:21:09.874	9:21:09.874	9:29:43.363	8:33.489	13:08.152		
3	9:39:56.460	9:39:56.460	9:50:28.778	10:32.318	23:40.470		

**26** Jakob Bergmeister Dallara F320

Team Motopark

Nº	In Day Time	In Time	Out Time	Pit Time	T. Pit Time	Handicap	Diff.
1	9:02:36.022	9:02:36.022	9:06:29.054	3:53.032	3:53.032		
2	9:21:53.718	9:21:53.718	9:30:58.283	9:04.565	12:57.597		
3	9:43:00.905	9:43:00.905	9:43:37.205	36.300	13:33.897		
4	9:45:40.764	9:45:40.764	9:53:10.202	7:29.438	21:03.335		

**41** Fernando Barrichello Dallara F320

Rookie

Team Motopark

Nº	In Day Time	In Time	Out Time	Pit Time	T. Pit Time	Handicap	Diff.
1	9:03:03.261	9:03:03.261	9:07:31.809	4:28.548	4:28.548		
2	9:12:53.245	9:12:53.245	9:16:11.772	3:18.527	7:47.075		
3	9:26:49.393	9:26:49.393	9:42:24.268	15:34.875	23:21.950		

**71** Brad Benavides Dallara F320

Team Motopark

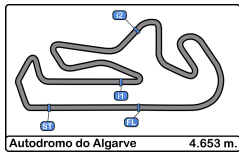
Nº	In Day Time	In Time	Out Time	Pit Time	T. Pit Time	Handicap	Diff.
1	9:03:07.459	9:03:07.459	9:08:02.869	4:55.410	4:55.410		
2	9:21:42.584	9:21:42.584	9:27:43.515	6:00.931	10:56.341		
3	9:29:39.492	9:29:39.492	9:32:54.080	3:14.588	14:10.929		
4	9:42:54.655	9:42:54.655	9:52:06.984	9:12.329	23:23.258		

**84** Francesco Simonazzi Dallara F320

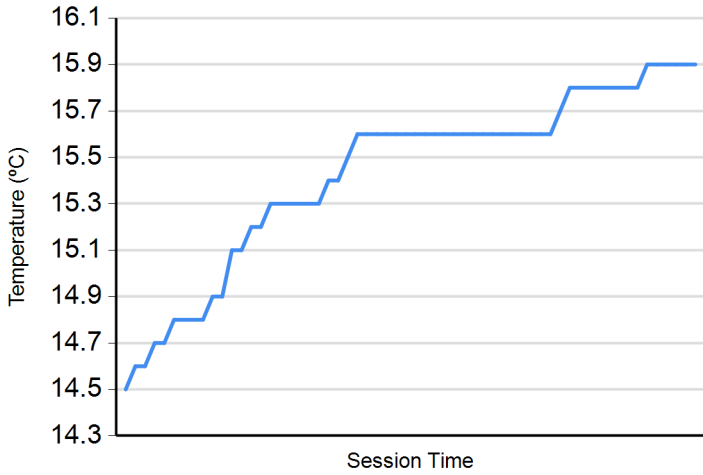
BVM Racing

Nº	In Day Time	In Time	Out Time	Pit Time	T. Pit Time	Handicap	Diff.
1	9:08:56.232	9:08:56.232	9:11:53.972	2:57.740	2:57.740		
2	9:23:34.811	9:23:34.811	9:32:11.421	8:36.610	11:34.350		
3	9:42:15.508	9:42:15.508	9:50:41.141	8:25.633	19:59.983		

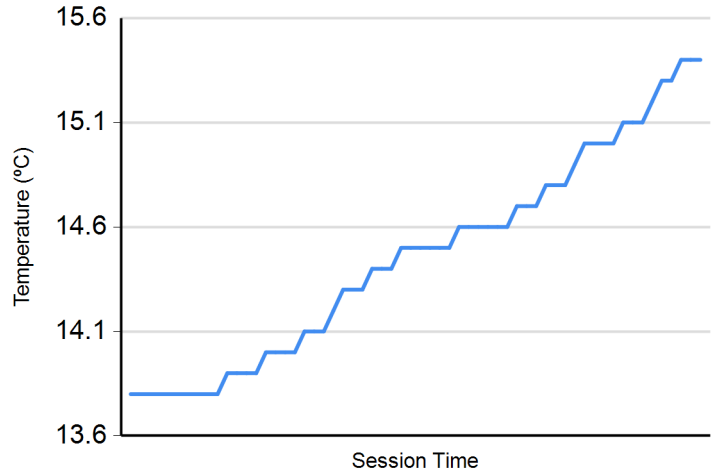




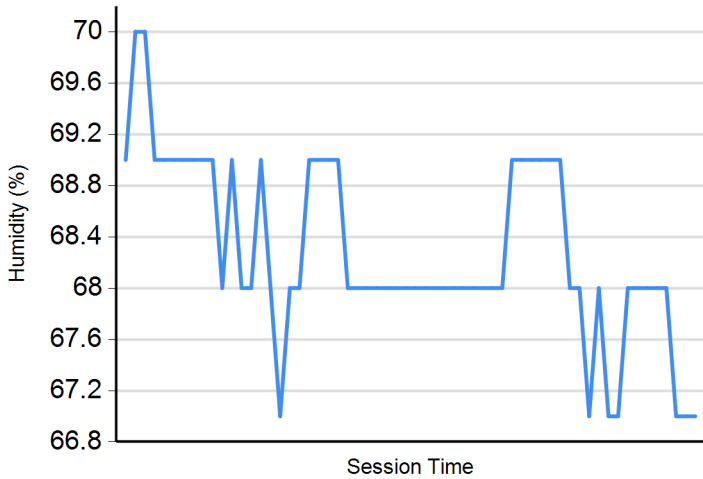
**Air Temperature**



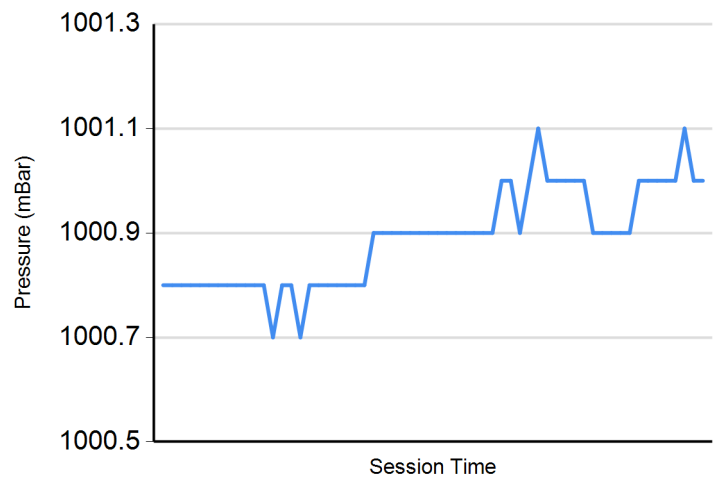
**Track Temperature**



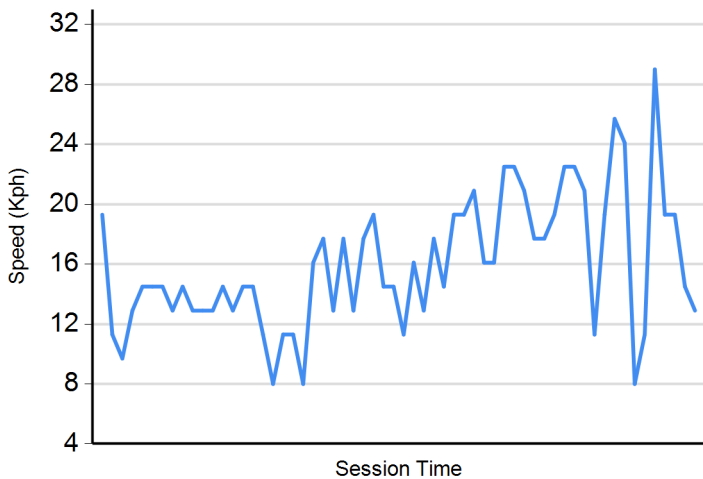
**Humidity**



**Pressure**



**Wind Speed**



**Wind direction**

North = 0°/360° Est = 90° South = 180° West = 270°

