

Autodromo Int. do Algarve
Euroformula Open
Private test - 2
Provisional Results



Clas	Nº	Driver	Nat	Cat	Clas	Team	Nat	Vehicle	Laps	Best	Time	Gap	Interval	Km/h
1	71	Brad Benavides				Team Motopark		Dallara F320	19	18	1:36.581			173.4
2	7	Lorenzo Fluxa				Team Motopark		Dallara F320	19	18	1:37.145	0.564	0.564	172.4
3	84	Francesco Simonazzi				BVM Racing		Dallara F320	25	20	1:37.173	0.592	0.028	172.3
4	26	Jakob Bergmeister				Team Motopark		Dallara F320	23	21	1:37.330	0.749	0.157	172.1
5	11	Levente Revesz				Team Motopark		Dallara F320	22	20	1:37.458	0.877	0.128	171.8
6	41	Fernando Barrichello		R	1	Team Motopark		Dallara F320	24	22	1:37.734	1.153	0.276	171.3

Published at:.....

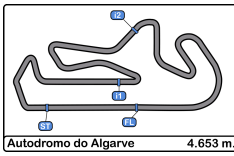
Track Temp: 28.4 °C Air Temp: 20.1 °C Humidity: 55 % Track Status: DRY

Race Director:



Timekeeper:





Autodromo Int. do Algarve
Euroformula Open
Private test - 2
Provisional Results by Category



Rookie														
Clas	Nº	Driver	Nat	Cat	Clas	Team	Nat	Vehicle	Laps	Best	Time	Gap	Interval	Km/h
1	41	Fernando Barrichello		R	1	Team Motopark		Dallara F320	24	22	1:37.734			171.3
Clas	Nº	Driver	Nat	Cat	Clas	Team	Nat	Vehicle	Laps	Best	Time	Gap	Interval	Km/h
1	71	Brad Benavides				Team Motopark		Dallara F320	19	18	1:36.581			173.4
2	7	Lorenzo Fluxa				Team Motopark		Dallara F320	19	18	1:37.145	0.564	0.564	172.4
3	84	Francesco Simonazzi				BVM Racing		Dallara F320	25	20	1:37.173	0.592	0.028	172.3
4	26	Jakob Bergmeister				Team Motopark		Dallara F320	23	21	1:37.330	0.749	0.157	172.1
5	11	Levente Revesz				Team Motopark		Dallara F320	22	20	1:37.458	0.877	0.128	171.8

Published at:.....

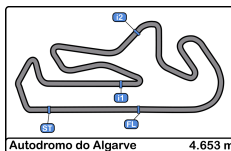
Track Temp: 28.4 °C Air Temp: 20.1 °C Humidity: 55 % Track Status: DRY

Race Director:



Timekeeper:





Autodromo Int. do Algarve
Euroformula Open
Private test - 2
Lap Analysis



7

Lorenzo Fluxa

Dallara F320 **26**

Jakob Bergmeister

Dallara F320

Team Motopark

Team Motopark

Lap	D	Time	Sector 1	Sector 2	Sector 3	T. Spd	Elapsed	Lap	D	Time	Sector 1	Sector 2	Sector 3	T. Spd	Elapsed
1		13:18:14.473	13:16:57.221	35.340	41.912		13:18:14.473	1		13:18:11.203 P	13:16:49.789	33.851	47.563		13:18:11.203
2		1:51.609	35.207	35.654	40.748	219.0	13:20:06.082	2		2:27.652	1:15.121	33.405	39.126		13:20:38.855
3		1:39.068	31.451	30.568	37.049	229.2	13:21:45.150	3		1:55.853 P	34.698	33.998	47.157	229.2	13:22:34.708
4		1:38.833	31.491	30.509	36.833	230.7	13:23:23.983	4		2:31.924	1:15.032	34.524	42.368		13:25:06.632
5		1:38.481	31.338	30.317	36.826	230.7	13:25:02.464	5		1:58.354 P	34.340	33.364	50.650	228.8	13:27:04.986
6		1:47.138 P	31.413	30.774	44.951	232.7	13:26:49.602	6		2:30.247	1:19.436	32.152	38.659		13:29:35.233
7		4:58.930	3:43.107	36.118	39.705		13:31:48.532	7		1:40.497	32.046	31.323	37.128	233.7	13:31:15.730
8		1:57.581 P	35.024	34.393	48.164	228.3	13:33:46.113	8		1:52.401 P	34.353	32.475	45.573	230.7	13:33:08.131
9		2:37.326	1:20.848	35.631	40.847		13:36:23.439	9		4:54.968	3:45.660	31.697	37.611		13:38:03.099
10		1:55.695 P	34.744	33.656	47.295	227.8	13:38:19.134	10		1:38.831	31.563	30.311	36.957	231.2	13:39:41.930
11		6:10.413	4:54.941	34.501	40.971		13:44:29.547	11		1:38.641	31.468	30.258	36.915	231.7	13:41:20.571
12		1:43.147	34.118	31.828	37.201	225.9	13:46:12.694	12		1:49.762 P	32.945	32.228	44.589	231.7	13:43:10.333
13		1:37.436	31.070	30.030	36.336	230.7	13:47:50.130	13		8:07.424	6:53.650	34.364	39.410		13:51:17.757
14		1:37.644	30.989	29.945	36.710	231.7	13:49:27.774	14		1:43.140	33.251	32.129	37.760	225.4	13:53:00.897
15		1:52.235 P	34.996	30.870	46.369	232.2	13:51:20.009	15		1:38.023	31.251	30.122	36.650	232.7	13:54:38.920
16		14:25.955	13:12.127	34.174	39.654		14:05:45.964	16		1:38.113	31.183	30.013	36.917	231.7	13:56:17.033
17		1:42.410	33.394	31.998	37.018	227.3	14:07:28.374	17		1:46.540 P	31.212	30.250	45.078	232.2	13:58:03.573
18		1:37.145	30.984	29.875	36.286	232.7	14:09:05.519	18		8:02.850	6:48.661	34.580	39.609		14:06:06.423
19		1:46.411 P	30.893	29.754	45.764	232.7	14:10:51.930	19		1:42.782	33.557	32.096	37.129	224.0	14:07:49.205
20		1:37.449		30.976	30.053	232.2	14:09:26.654	20		1:37.449	30.976	30.053	36.442	231.7	14:11:03.984
21		1:37.330		29.783	36.442	231.7	14:11:03.984	21		1:50.195	31.137	39.363	39.695	233.7	14:12:54.179
22		1:50.195		31.137	39.363	233.7	14:12:54.179	22		1:52.728 P	31.416	32.510	48.802	231.7	14:14:46.907
23		1:52.728 P		31.416	32.510	231.7	14:14:46.907	23							

11

Levente Revesz

Dallara F320

Team Motopark

Lap	D	Time	Sector 1	Sector 2	Sector 3	T. Spd	Elapsed
1		13:18:25.983	13:17:10.624	35.866	39.493		13:18:25.983
2		1:43.668	34.620	31.406	37.642	191.8	13:20:09.651
3		1:39.187	31.395	30.611	37.181	233.2	13:21:48.838
4		1:47.484	33.764	35.970	37.750	235.2	13:23:36.322
5		1:39.647	31.757	30.572	37.318	231.7	13:25:15.969
6		1:46.936 P	31.458	30.473	45.005	234.7	13:27:02.905
7		2:31.687	1:16.819	35.828	39.040		13:29:34.592
8		1:52.496 P	33.430	32.671	46.395	232.7	13:31:27.088
9		2:22.269	1:08.926	34.296	39.047		13:33:49.357
10		1:51.560 P	33.107	32.832	45.621	229.7	13:35:40.917
11		11:42.193	10:28.192	35.198	38.803		13:47:23.110
12		1:43.282	33.337	32.391	37.554	229.7	13:49:06.392
13		1:38.246	31.231	30.230	36.785	231.2	13:50:44.638
14		1:38.380	31.030	30.374	36.976	233.7	13:52:23.018
15		1:42.647	34.300	31.134	37.213	235.2	13:54:05.665
16		1:38.002	31.083	30.135	36.784	235.2	13:55:43.667
17		1:48.375 P	31.610	31.560	45.205	233.7	13:57:32.042
18		12:05.045	10:50.764	34.843	39.438		14:09:37.087
19		1:49.253	33.503	33.935	41.815	216.0	14:11:26.340
20		1:37.458	30.866	30.111	36.481	235.2	14:13:03.798
21		1:37.594	30.935	29.866	36.793	234.7	14:14:41.392
22		1:45.075 P	31.104	29.966	44.005	234.7	14:16:26.467

41

Fernando Barrichello

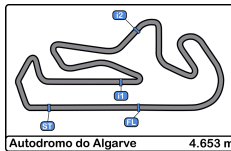
Dallara F320

Rookie

Team Motopark

Lap	D	Time	Sector 1	Sector 2	Sector 3	T. Spd	Elapsed
1		13:18:29.728 P	13:17:05.213	34.408	50.107		13:18:29.728
2		2:50.229	1:39.977	32.564	37.688		13:21:19.957
3		1:40.468	32.137	30.932	37.399	231.2	13:23:00.425
4		1:39.322	31.749	30.443	37.130	230.2	13:24:39.747
5		1:39.184	31.650	30.535	36.999	232.7	13:26:18.931
6		1:38.732	31.471	30.175	37.086	233.7	13:27:57.663
7		1:51.254	35.602	36.220	39.432	233.7	13:29:48.917
8		1:38.736	31.421	30.214	37.101	232.7	13:31:27.653
9		1:50.988 P	31.481	32.407	47.100	233.2	13:33:18.641
10		4:43.309 P	3:22.252	33.858	47.199		13:38:01.950
11		2:33.536 P	1:13.201	33.412	46.923		13:40:35.486
12		2:30.724	1:19.078	32.749	38.897		13:43:06.210
13		1:53.705 P	33.780	32.995	46.930	231.2	13:44:59.915
14		2:41.112 P	1:21.760	32.544	46.808		13:47:41.027
15		9:19.657	8:07.140	33.787	38.730		13:57:00.684
16		1:42.810	33.218	31.426	38.166	229.7	13:58:43.494
17		1:37.740	31.003	29.994	36.743	234.2	14:00:21.234
18		1:38.077	31.022	29.791	37.264	233.7	14:01:59.311
19		1:52.541 P	33.482	32.428	46.631	234.7	14:03:51.852
20		5:20.306	4:02.848	38.417	39.041		14:09:12.158
21		1:43.329	33.349	32.302	37.678	229.7	14:10:55.487
22		1:37.734	31.069	29.939	36.726	234.7	14:12:33.221
23		1:37.823	31.126	29.958	36.739	233.7	14:14:11.044
24		1:52.085 P	31.157	32.748	48.180	234.2	14:16:03.129





Autodromo Int. do Algarve
Euroformula Open
Private test - 2
Lap Analysis



71

Brad Benavides

Dallara F320

Team Motopark

Lap	D	Time	Sector 1	Sector 2	Sector 3	T. Spd	Elapsed
1		13:19:29.929	13:18:17.078	33.532	39.319		13:19:29.929
2		1:43.105	33.536	32.183	37.386	214.2	13:21:13.034
3		1:38.377	31.520	30.245	36.612	230.7	13:22:51.411
4		1:38.635	31.487	30.343	36.805	230.7	13:24:30.046
5		1:38.185	31.288	30.190	36.707	233.2	13:26:08.231
6		1:44.048 P	31.367	30.150	42.531	233.7	13:27:52.279
7		6:17.191	5:05.942	32.914	38.335		13:34:09.470
8		1:46.866 P	32.165	31.578	43.123	231.7	13:35:56.336
9		2:30.648 P	1:16.853	31.092	42.703		13:38:26.984
10		5:14.606	4:03.214	33.239	38.153		13:43:41.590
11		1:41.564	32.825	31.798	36.941	218.1	13:45:23.154
12		1:37.729	31.138	30.099	36.492	233.7	13:47:00.883
13		1:39.501	31.058	30.061	38.382	233.2	13:48:40.384
14		1:38.951	31.679	30.165	37.107	233.7	13:50:19.335
15		1:45.339 P	32.681	30.604	42.054	234.7	13:52:04.674
16		13:56.487	12:42.618	34.395	39.474		14:06:01.161
17		1:42.383	33.035	32.197	37.151	218.6	14:07:43.544
18		1:36.581	30.796	29.739	36.046	234.7	14:09:20.125
19		1:43.584 P	31.744	30.017	41.823	234.7	14:11:03.709

84

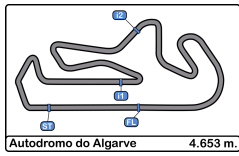
Francesco Simonazzi

Dallara F320

BVM Racing

Lap	D	Time	Sector 1	Sector 2	Sector 3	T. Spd	Elapsed
1		13:18:15.346	13:17:00.531	35.149	39.666		13:18:15.346
2		1:46.545	35.127	33.030	38.388	224.0	13:20:01.891
3		1:45.445	32.933	32.001	40.511	231.7	13:21:47.336
4		1:41.868	32.166	31.680	38.022	233.2	13:23:29.204
5		1:41.500	32.034	31.469	37.997	232.2	13:25:10.704
6		1:56.307	36.749	36.815	42.743	235.8	13:27:07.011
7		1:38.899	31.470	30.607	36.822	232.2	13:28:45.910
8		1:38.444	31.449	30.361	36.634	234.7	13:30:24.354
9		2:04.336 P	36.949	39.400	47.987	235.8	13:32:28.690
10		7:38.444	6:26.788	33.301	38.355		13:40:07.134
11		1:39.368	31.805	30.679	36.884	233.2	13:41:46.502
12		1:37.556	31.174	30.007	36.375	233.2	13:43:24.058
13		1:38.031	31.221	29.982	36.828	234.7	13:45:02.089
14		1:38.434	31.253	30.317	36.864	234.7	13:46:40.523
15		1:59.800	39.501	38.381	41.918	212.1	13:48:40.323
16		1:45.766 P	32.639	30.663	42.464	231.2	13:50:26.089
17		3:34.297 P	2:21.575	30.550	42.172		13:54:00.386
18		12:23.013	11:09.155	35.025	38.833		14:06:23.399
19		1:40.196	32.165	31.342	36.689	233.7	14:08:03.595
20		1:37.173	31.019	29.923	36.231	234.2	14:09:40.768
21		1:41.593	30.976	30.152	40.465	235.2	14:11:22.361
22		1:37.558	30.926	30.074	36.558	234.7	14:12:59.919
23		1:54.097	36.245	39.422	38.430	235.2	14:14:54.016
24		1:37.338	31.070	30.016	36.252	233.7	14:16:31.354
25		1:43.442 P	31.102	30.057	42.283	235.2	14:18:14.796



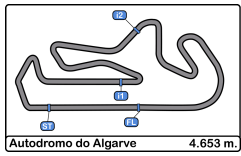


Autodromo Int. do Algarve
Euroformula Open
Private test - 2
Best Sectors Results



Sector - 1			Sector - 2			Sector - 3			Ideal Lap vs Best Lap						
Clas	Nº	Driver	Time	Nº	Driver	Time	Nº	Driver	Time	Clas	Nº	Driver	Ideal Lap	Best Lap	Clas
1	71	Brad Benavides	30.796	71	Brad Benavides	29.739	71	Brad Benavides	36.046	1	71	Brad Benavides	1:36.581	1:36.581	1
2	11	Levente Revesz	30.866	7	Lorenzo Fluxa	29.754	84	Francesco Simonazzi	36.231	2	7	Lorenzo Fluxa	1:36.933	1:37.145	2
3	7	Lorenzo Fluxa	30.893	26	Jakob Bergmeister	29.783	7	Lorenzo Fluxa	36.286	3	84	Francesco Simonazzi	1:37.080	1:37.173	3
4	84	Francesco Simonazzi	30.926	41	Fernando Barrichello	29.791	26	Jakob Bergmeister	36.420	4	26	Jakob Bergmeister	1:37.179	1:37.330	4
5	26	Jakob Bergmeister	30.976	11	Levente Revesz	29.866	11	Levente Revesz	36.481	5	11	Levente Revesz	1:37.213	1:37.458	5
6	41	Fernando Barrichello	31.003	84	Francesco Simonazzi	29.923	41	Fernando Barrichello	36.726	6	41	Fernando Barrichello	1:37.520	1:37.734	6



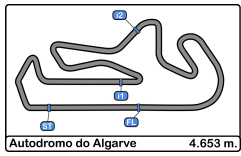


Autodromo Int. do Algarve
Euroformula Open
Private test - 2
Best 5 Lap Times



Cls	Nº	Driver	Nat	Cat	Cls	Team	Nat	Vehicle	Best 1		Best 2		Best 3		Best 4		Best 5			
									Time	Lap	Time	Lap	Time	Lap	Time	Lap	Time	Lap		
1	71	Brad Benavides		USA		Team Motopark		DEU	Dallara F320	1:36.581	18	1:37.729	12	1:38.185	5	1:38.377	3	1:38.635	4	
2	7	Lorenzo Fluxa		ESP		Team Motopark		DEU	Dallara F320	1:37.145	18	1:37.436	13	1:37.644	14	1:38.481	5	1:38.833	4	
3	84	Francesco Simonazzi		ITA		BVM Racing		ITA	Dallara F320	1:37.173	20	1:37.338	24	1:37.556	12	1:37.558	22	1:38.031	13	
4	26	Jakob Bergmeister		DEU		Team Motopark		DEU	Dallara F320	1:37.330	21	1:37.449	20	1:38.023	15	1:38.113	16	1:38.641	11	
5	11	Levente Revesz		HUN		Team Motopark		DEU	Dallara F320	1:37.458	20	1:37.594	21	1:38.002	16	1:38.246	13	1:38.380	14	
6	41	Fernando Barrichello		BRA	R	1	Team Motopark		DEU	Dallara F320	1:37.734	22	1:37.740	17	1:37.823	23	1:38.077	18	1:38.732	6



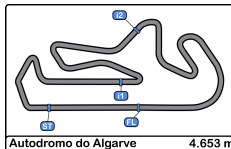


Autodromo Int. do Algarve
Euroformula Open
Private test - 2
Best 5 Top Speeds



Clas	Nº	Driver	Nat	Cat	Cls	Team	Nat	Vehicle	Top 1		Top 2		Top 3		Top 4		Top 5		Avg
									Km/h	Lap	Km/h	Lap	Km/h	Lap	Km/h	Lap	Km/h	Lap	
1	84	Francesco Simonazzi	ITA			BVM Racing	ITA	Dallara F320	235.8	6	235.8	9	235.2	21	235.2	23	235.2	25	235.4
2	11	Levente Revesz	HUN			Team Motopark	DEU	Dallara F320	235.2	4	235.2	15	235.2	16	235.2	20	234.7	6	235.1
3	41	Fernando Barrichello	BRA	R	1	Team Motopark	DEU	Dallara F320	234.7	19	234.7	22	234.2	17	234.2	24	233.7	6	234.3
4	71	Brad Benavides	USA			Team Motopark	DEU	Dallara F320	234.7	15	234.7	18	234.7	19	233.7	6	233.7	12	234.3
5	26	Jakob Bergmeister	DEU			Team Motopark	DEU	Dallara F320	233.7	7	233.7	22	232.7	15	232.2	17	232.2	20	232.9
6	7	Lorenzo Fluxa	ESP			Team Motopark	DEU	Dallara F320	232.7	6	232.7	18	232.7	19	232.2	15	231.7	14	232.4



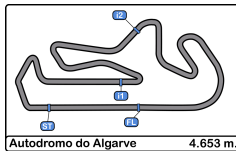


Autodromo Int. do Algarve
Euroformula Open
Private test - 2
Fastest Laps Sequence



Lap	Time of Day	Session Time	Nº Driver	Nat	Cat	Team	Nat	Vehicle	Time	Km/h
2	13:20:01.891	4:01.891	84 Francesco Simonazzi	ITA	ITA	BVM Racing	ITA	Dallara F320	1:46.545	157.2
2	13:20:09.651	4:09.651	11 Levente Revesz	HUN	HUN	Team Motopark	DEU	Dallara F320	1:43.668	161.5
2	13:21:13.034	5:13.034	71 Brad Benavides	USA	USA	Team Motopark	DEU	Dallara F320	1:43.105	162.4
3	13:21:45.150	5:45.150	7 Lorenzo Fluxa	ESP	ESP	Team Motopark	DEU	Dallara F320	1:39.068	169.0
3	13:22:51.411	6:51.411	71 Brad Benavides	USA	USA	Team Motopark	DEU	Dallara F320	1:38.377	170.2
5	13:26:08.231	10:08.231	71 Brad Benavides	USA	USA	Team Motopark	DEU	Dallara F320	1:38.185	170.6
12	13:43:24.058	27:24.058	84 Francesco Simonazzi	ITA	ITA	BVM Racing	ITA	Dallara F320	1:37.556	171.7
13	13:47:50.130	31:50.130	7 Lorenzo Fluxa	ESP	ESP	Team Motopark	DEU	Dallara F320	1:37.436	171.9
18	14:09:05.519	53:05.519	7 Lorenzo Fluxa	ESP	ESP	Team Motopark	DEU	Dallara F320	1:37.145	172.4
18	14:09:20.125	53:20.125	71 Brad Benavides	USA	USA	Team Motopark	DEU	Dallara F320	1:36.581	173.4



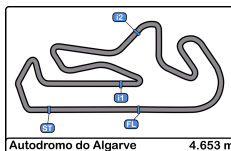


Autodromo Int. do Algarve
Euroformula Open
Private test - 2
Event Best Maximum Speed



Nº	Driver	Nat	Cat	Clas	Team	Nat	Vehicle	Km/h	Session
71	Brad Benavides	USA			Team Motopark	DEU	Dallara F320	239.4	Private test - 1
84	Francesco Simonazzi	ITA			BVM Racing	ITA	Dallara F320	235.8	Private test - 1
11	Levente Revesz	HUN			Team Motopark	DEU	Dallara F320	235.8	Private test - 1
7	Lorenzo Fluxa	ESP			Team Motopark	DEU	Dallara F320	235.8	Private test - 1
41	Fernando Barrichello	BRA	R	1	Team Motopark	DEU	Dallara F320	234.7	Private test - 2
26	Jakob Bergmeister	DEU			Team Motopark	DEU	Dallara F320	233.7	Private test - 1





Autodromo Int. do Algarve
Euroformula Open
Private test - 2
Pit Stop Analysis



7 Lorenzo Fluxa Dallara F320

Team Motopark

Nº	In Day Time	In Time	Out Time	Pit Time	T. Pit Time	Handicap	Diff.
1	13:26:44.425	13:26:44.425	13:29:42.314	2:57.889	2:57.889		
2	13:33:40.912	13:33:40.912	13:34:17.470	36.558	3:34.447		
3	13:38:14.246	13:38:14.246	13:42:37.405	4:23.159	7:57.606		
4	13:51:15.111	13:51:15.111	14:03:55.906	12:40.795	20:38.401		

11 Levente Revesz Dallara F320

Team Motopark

Nº	In Day Time	In Time	Out Time	Pit Time	T. Pit Time	Handicap	Diff.
1	13:26:58.847	13:26:58.847	13:27:34.437	35.590	35.590		
2	13:31:22.849	13:31:22.849	13:31:54.472	31.623	1:07.213		
3	13:35:36.900	13:35:36.900	13:45:33.333	9:56.433	11:03.646		
4	13:57:27.885	13:57:27.885	14:07:44.088	10:16.203	21:19.849		

26 Jakob Bergmeister Dallara F320

Team Motopark

Nº	In Day Time	In Time	Out Time	Pit Time	T. Pit Time	Handicap	Diff.
1	13:18:06.788	13:18:06.788	13:18:40.232	33.444	33.444		
2	13:22:30.328	13:22:30.328	13:23:03.485	33.157	1:06.601		
3	13:27:00.256	13:27:00.256	13:27:39.361	39.105	1:45.706		
4	13:33:03.551	13:33:03.551	13:36:21.059	3:17.508	5:03.214		
5	13:43:05.849	13:43:05.849	13:49:25.748	6:19.899	11:23.113		
6	13:57:59.093	13:57:59.093	14:04:16.201	6:17.108	17:40.221		

41 Fernando Barrichello Dallara F320

Rookie

Team Motopark

Nº	In Day Time	In Time	Out Time	Pit Time	T. Pit Time	Handicap	Diff.
1	13:18:24.418	13:18:24.418	13:19:04.544	40.126	40.126		
2	13:33:13.998	13:33:13.998	13:35:40.428	2:26.430	3:06.556		
3	13:37:57.177	13:37:57.177	13:38:32.269	35.092	3:41.648		
4	13:40:30.803	13:40:30.803	13:41:04.550	33.747	4:15.395		
5	13:44:55.227	13:44:55.227	13:45:30.477	35.250	4:50.645		
6	13:47:36.249	13:47:36.249	13:55:11.234	7:34.985	12:25.630		
7	14:03:47.080	14:03:47.080	14:07:19.138	3:32.058	15:57.688		

71 Brad Benavides Dallara F320

Team Motopark

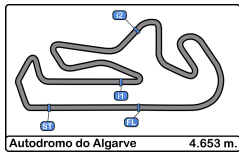
Nº	In Day Time	In Time	Out Time	Pit Time	T. Pit Time	Handicap	Diff.
1	13:27:47.652	13:27:47.652	13:32:10.864	4:23.212	4:23.212		
2	13:35:51.892	13:35:51.892	13:36:24.733	32.841	4:56.053		
3	13:38:22.638	13:38:22.638	13:41:54.362	3:31.724	8:27.777		
4	13:52:00.378	13:52:00.378	14:04:08.986	12:08.608	20:36.385		

84 Francesco Simonazzi Dallara F320

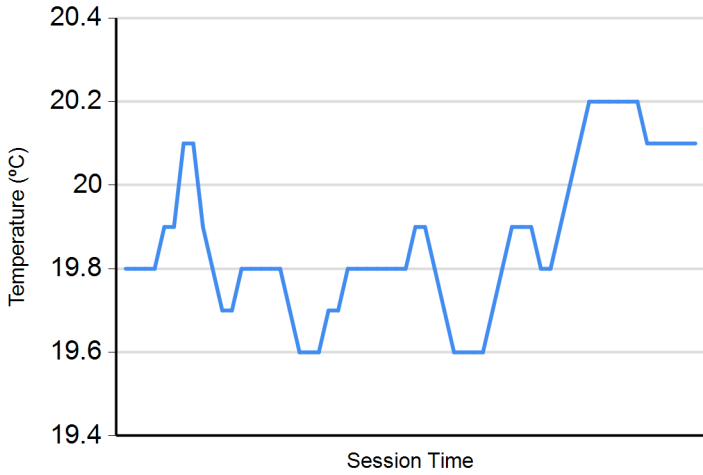
BVM Racing

Nº	In Day Time	In Time	Out Time	Pit Time	T. Pit Time	Handicap	Diff.
1	13:32:24.083	13:32:24.083	13:38:19.302	5:55.219	5:55.219		
2	13:50:21.885	13:50:21.885	13:52:05.793	1:43.908	7:39.127		
3	13:53:56.095	13:53:56.095	14:04:33.414	10:37.319	18:16.446		

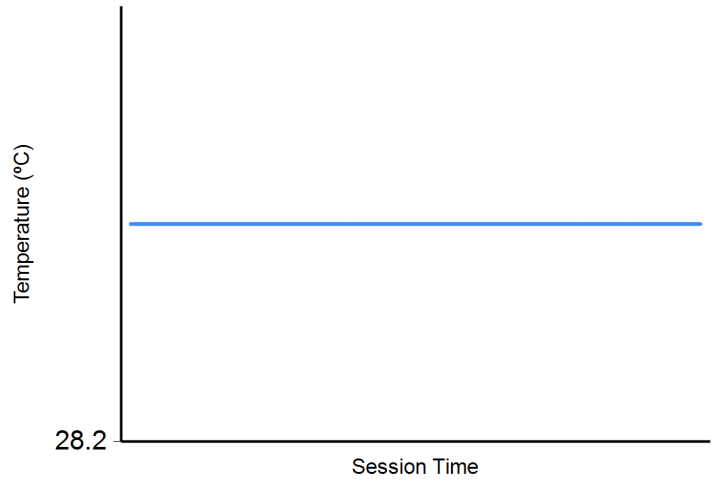




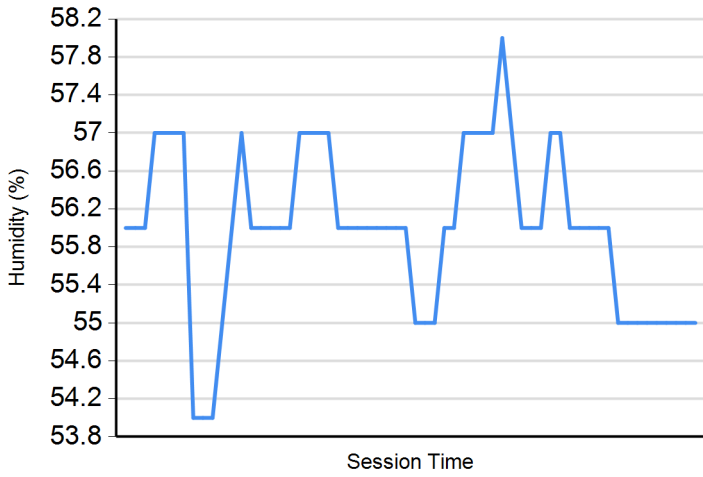
Air Temperature



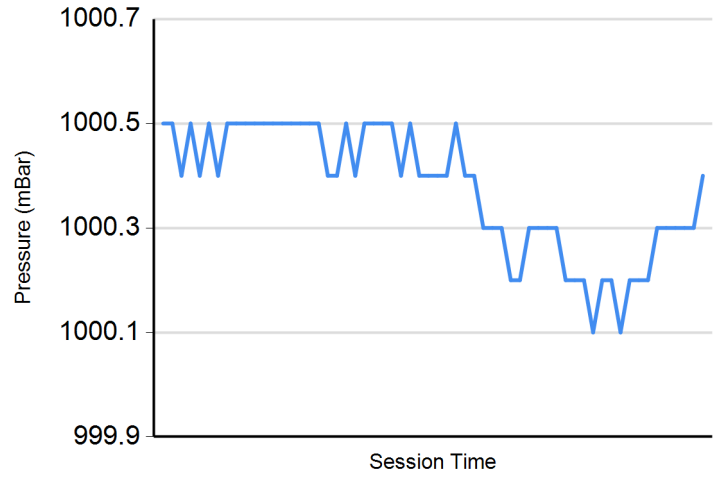
Track Temperature



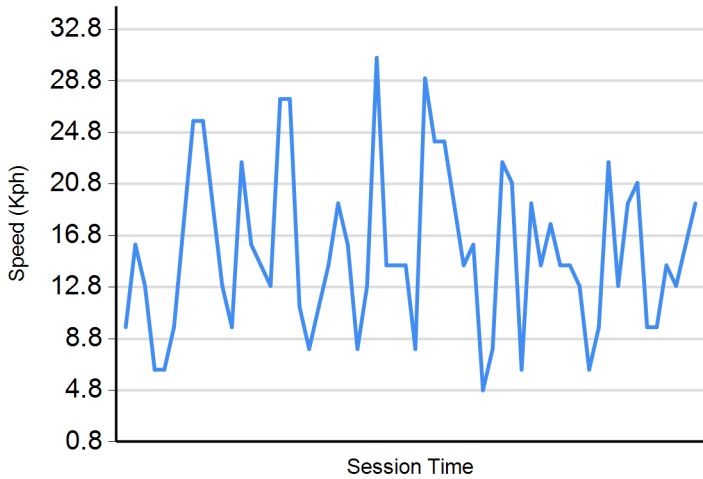
Humidity



Pressure

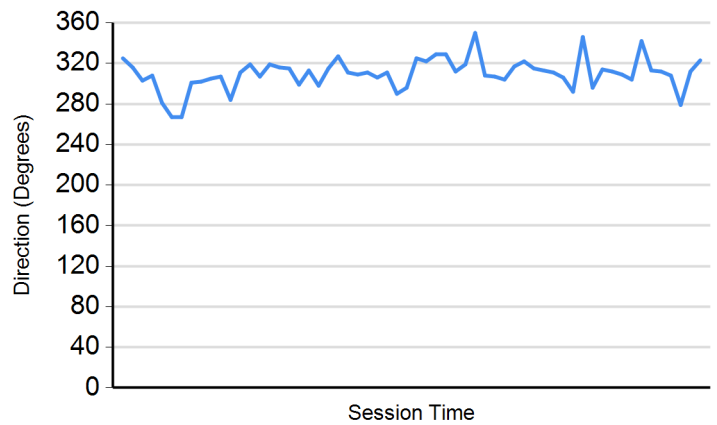


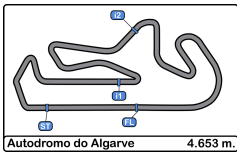
Wind Speed



Wind direction

North = 0°/360° Est = 90° South = 180° West = 270°





Autodromo Int. do Algarve
Euroformula Open
Private Test - 1 - 2
Combined Results



Cls	Nº	Driver	Nat	Cat	Clas	Team	Nat	Vehicle	Laps	PT1	PT2	Best	Gap	Interval	Km/h			
1	71	Brad Benavides		USA		Team Motopark		Dallara F320	41	1:35.891	19	1:36.581	18	1:35.891	174.6			
2	7	Lorenzo Fluxa		ESP		Team Motopark		Dallara F320	44	1:36.349	22	1:37.145	18	1:36.349	0.458	0.458	173.8	
3	26	Jakob Bergmeister		DEU		Team Motopark		Dallara F320	47	1:36.959	22	1:37.330	21	1:36.959	1.068	0.610	172.7	
4	84	Francesco Simonazzi		ITA		BVM Racing		Dallara F320	45	1:37.042	18	1:37.173	20	1:37.042	1.151	0.083	172.6	
5	11	Levente Revesz		HUN		Team Motopark		Dallara F320	43	1:37.091	19	1:37.458	20	1:37.091	1.200	0.049	172.5	
6	41	Fernando Barrichello		BRA	R	1	Team Motopark		Dallara F320	35	1:39.808	9	1:37.734	22	1:37.734	1.843	0.643	171.3

Published at:.....

Race Director:	Timekeeper:
-----------------------	------------------------

