

Autodromo Int. do Algarve
Euroformula Open
Race - 1
Provisional Results



Clas	Nº	Driver	Nat	Cat	Clas	Team	Nat	Vehicle	Laps	Total Time	Gap	Interval	Km/h	Best	Time	Km/h
1	84	Francesco Simonazzi	ITA			BVM Racing	ITA	Dallara F320 Spiess	18	29:27.392			170.5	3	1:37.758	171.3
2	71	Brad Benavides	USA			Team Motopark	DEU	Dallara F320 Spiess	18	29:30.443	3.051	3.051	170.3	2	1:37.764	171.3
3	7	Lorenzo Fluxa	ESP			Team Motopark	DEU	Dallara F320 Spiess	18	29:30.511	3.119	0.068	170.2	16	1:37.730	171.3
4	11	Levente Revesz	HUN			Team Motopark	DEU	Dallara F320 Spiess	18	29:34.714	7.322	4.203	169.8	2	1:37.924	171.0
5	26	Jakob Bergmeister	DEU			Team Motopark	DEU	Dallara F320 Spiess	18	29:42.593	15.201	7.879	169.1	4	1:38.475	170.1
6	41	Fernando Barrichello	BRA	R	1	Team Motopark	DEU	Dallara F320 Spiess	18	29:52.371	24.979	9.778	168.2	2	1:37.843	171.2

Fastest lap Lorenzo Fluxa in 1:37.730 at 171.3 Km/h in lap 16

Published at:.....

Track Temp: 29.0 °C Air Temp: 18.2 °C Humidity: 50 % Track Status: DRY

Race Director:

Neus Santamaría Sanromà

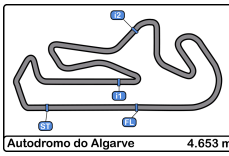
DPB-0825-ESP/CAT

Timekeeper:


Luis Garcia

JOB-2654-ESP/M





Autodromo Int. do Algarve

Euroformula Open

Race - 1

Provisional Results by Category



Rookie																
Clas	Nº	Driver	Nat	Cat	Clas	Team	Nat	Vehicle	Laps	Total Time	Gap	Interval	Km/h	Best	Time	Km/h
1	41	Fernando Barrichello		R	1	Team Motopark		Dallara F320 Spiess	18	29:52.371			168.2	2	1:37.843	171.2
1	84	Francesco Simonazzi				BVM Racing		Dallara F320 Spiess	18	29:27.392			170.5	3	1:37.758	171.3
2	71	Brad Benavides				Team Motopark		Dallara F320 Spiess	18	29:30.443	3.051	3.051	170.3	2	1:37.764	171.3
3	7	Lorenzo Fluxa				Team Motopark		Dallara F320 Spiess	18	29:30.511	3.119	0.068	170.2	16	1:37.730	171.3
4	11	Levente Revesz				Team Motopark		Dallara F320 Spiess	18	29:34.714	7.322	4.203	169.8	2	1:37.924	171.0
5	26	Jakob Bergmeister				Team Motopark		Dallara F320 Spiess	18	29:42.593	15.201	7.879	169.1	4	1:38.475	170.1

Fastest lap Lorenzo Fluxa in 1:37.730 at 171.3 Km/h in lap 16

Published at:.....

Track Temp: 29.0 °C Air Temp: 18.2 °C Humidity: 50 % Track Status: DRY

Race Director:

Neus Santamaría Sanromà

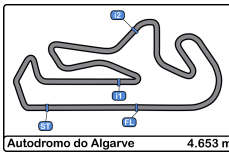
DPB-0825-ESP/CAT

Timekeeper:

Luis Garcia

JOB-2654-ESP/M





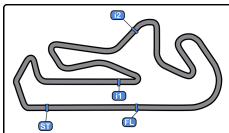
Autodromo Int. do Algarve
Euroformula Open
Race - 1



Provisional Classification by Driver Fastest Lap

Cl	Nº	Entrant/Team	Nat	Vehicle	Driver	Nat	Cat	Cl	Laps	Best	Time	Gap	Interval	Km/h
1	7	Team Motopark	DEU	Dallara F320 Spiess	Lorenzo Fluxa	ESP			18	16	1:37.730			171.3
2	84	BVM Racing	ITA	Dallara F320 Spiess	Francesco Simonazzi	ITA			18	3	1:37.758	0.028	0.028	171.3
3	71	Team Motopark	DEU	Dallara F320 Spiess	Brad Benavides	USA			18	2	1:37.764	0.034	0.006	171.3
4	41	Team Motopark	DEU	Dallara F320 Spiess	Fernando Barrichello	BRA	R	1	18	2	1:37.843	0.113	0.079	171.2
5	11	Team Motopark	DEU	Dallara F320 Spiess	Levente Revesz	HUN			18	2	1:37.924	0.194	0.081	171.0
6	26	Team Motopark	DEU	Dallara F320 Spiess	Jakob Bergmeister	DEU			18	4	1:38.475	0.745	0.551	170.1





Autodromo do Algarve 4.653 m.

Autodromo Int. do Algarve


Euroformula Open

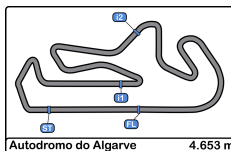
Race - 1

Distance and Speed Average



Clas	Nº	Driver	Nat	Cat	Clas	Team	Nat	Vehicle	Laps	Distance	Total Time	Km/h
1	84	Francesco Simonazzi	ITA			BVM Racing	ITA	Dallara F320 Spiess	18	83.75	29:27.392	170.5
2	71	Brad Benavides	USA			Team Motopark	DEU	Dallara F320 Spiess	18	83.75	29:30.443	170.3
3	7	Lorenzo Fluxa	ESP			Team Motopark	DEU	Dallara F320 Spiess	18	83.75	29:30.511	170.2
4	11	Levente Revesz	HUN			Team Motopark	DEU	Dallara F320 Spiess	18	83.75	29:34.714	169.8
5	26	Jakob Bergmeister	DEU			Team Motopark	DEU	Dallara F320 Spiess	18	83.75	29:42.593	169.1
6	41	Fernando Barrichello	BRA	R	1	Team Motopark	DEU	Dallara F320 Spiess	18	83.75	29:52.371	168.2





Autodromo Int. do Algarve
Euroformula Open
Race - 1
Lap Analysis



7

Lorenzo Fluxa

Dallara F320 Spiess **26**

Jakob Bergmeister

Dallara F320 Spiess

Team Motopark

Team Motopark

Lap	D	Time	Sector 1	Sector 2	Sector 3	T. Spd	Elapsed	Lap	D	Time	Sector 1	Sector 2	Sector 3	T. Spd	Elapsed
1		1:40.965	33.555	30.611	36.799	164.8	1:40.965	1		1:40.634	33.304	30.429	36.901	158.3	1:40.634
2		1:38.155	31.040	30.481	36.634	243.2	3:19.120	2		1:39.223	31.378	30.801	37.044	238.4	3:19.857
3		1:37.972	31.254	30.135	36.583	237.8	4:57.092	3		1:38.568	31.294	30.331	36.943	239.4	4:58.425
4		1:37.759	31.035	30.138	36.586	237.3	6:34.851	4		1:38.475	31.241	30.224	37.010	237.3	6:36.900
5		1:38.095	31.141	30.225	36.729	236.8	8:12.946	5		1:38.961	31.231	30.340	37.390	234.7	8:15.861
6		1:38.340	31.212	30.219	36.909	236.3	9:51.286	6		1:38.966	31.325	30.322	37.319	234.7	9:54.827
7		1:37.961	31.070	30.151	36.740	240.0	11:29.247	7		1:38.650	31.303	30.184	37.163	236.3	11:33.477
8		1:38.086	31.135	30.109	36.842	239.4	13:07.333	8		1:38.797	31.363	30.271	37.163	235.2	13:12.274
9		1:38.257	31.155	30.348	36.754	246.0	14:45.590	9		1:38.606	31.335	30.315	36.956	237.3	14:50.880
10		1:38.527	31.331	30.385	36.811	243.2	16:24.117	10		1:39.004	31.400		2:15.960	236.3	16:29.884
11		1:38.514	31.215	30.303	36.996	242.1	18:02.631	11		1:38.884	31.360	30.296	37.228	234.7	18:08.768
12		1:39.258	31.815	30.300	37.143	243.7	19:41.889	12		1:40.009	31.862	30.112	38.035	236.3	19:48.777
13		1:38.497	31.256	30.290	36.951	238.4	21:20.386	13		1:38.863	31.499		2:16.898	235.8	21:27.640
14		1:38.302	31.227	30.199	36.876	236.3	22:58.688	14		1:39.310	31.716	30.501	37.093	234.7	23:06.950
15		1:38.187	31.093	30.230	36.864	237.8	24:36.875	15		1:38.852	31.493	30.214	37.145	236.3	24:45.802
16		1:37.730	30.920		2:14.594	238.9	26:14.605	16		1:38.696	31.295	30.252	37.149	236.3	26:24.498
17		1:37.894	31.002	30.138	36.754	238.4	27:52.499	17		1:39.063	31.397	30.528	37.138	235.8	28:03.561
18		1:38.012	30.970	30.176	36.866	240.5	29:30.511	18		1:39.032	31.363	30.486	37.183	235.2	29:42.593

11

Levente Revesz

Dallara F320 Spiess **41**

Fernando Barrichello

Dallara F320 Spiess

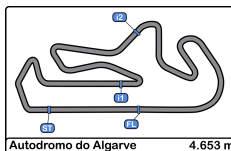
Team Motopark

Rookie

Team Motopark

Lap	D	Time	Sector 1	Sector 2	Sector 3	T. Spd	Elapsed	Lap	D	Time	Sector 1	Sector 2	Sector 3	T. Spd	Elapsed
1		1:39.365	32.448	30.246	36.671	157.4	1:39.365	1		1:43.890	36.738	30.361	36.791	152.5	1:43.890
2		1:37.924	30.998	30.212	36.714	240.0	3:17.289	2		1:37.843	31.220	30.066	36.557	236.3	3:21.733
3		1:38.141	31.118	30.272	36.751	240.5	4:55.430	3		1:38.152	31.106	30.147	36.899	238.4	4:59.885
4		1:37.836	31.145	30.086	36.604	240.0	6:33.265	4		1:38.120	31.164	30.140	36.816	237.8	6:38.005
5		1:38.214	31.123	30.163	36.928	236.8	8:11.479	5		1:43.973	31.149	30.090	42.734	236.8	8:21.978
6		1:38.384	31.230	30.133	37.021	236.3	9:49.863	6		1:39.299	31.470	30.637	37.192	235.2	10:01.277
7		1:38.247	31.158	30.127	36.962	237.3	11:28.110	7		1:38.544	31.300	30.364	36.880	236.3	11:39.821
8		1:38.531	31.194	30.114	37.223	237.3	13:06.641	8		1:38.901	31.341	30.312	37.248	235.8	13:18.722
9		1:38.283	31.173	30.194	36.916	237.3	14:44.924	9		1:39.604	31.805	30.659	37.137	236.8	14:58.323
10		1:38.386	31.268	30.116	37.002	237.8	16:23.310	10		1:39.243	31.460	30.649	37.134	236.3	16:37.566
11		1:39.022	31.180	30.396	37.446	235.8	18:02.332	11		1:38.960	31.396	30.430	37.134	234.7	18:16.526
12		1:40.469	32.342	30.847	37.270	237.3	19:42.791	12		1:39.090	31.371	30.389	37.330	236.8	19:55.616
13		1:38.672	31.177	30.370	37.125	237.8	21:21.463	13		1:39.716	31.409	30.739	37.568	235.2	21:35.332
14		1:38.927	31.419	30.311	37.197	236.8	23:00.390	14		1:39.587	31.491	30.696	37.400	235.2	23:14.919
15		1:38.488	31.330	30.190	36.968	236.8	24:38.878	15		1:39.139	31.478	30.439	37.222	236.8	24:54.058
16		1:38.403	31.152	30.166	37.085	237.3	26:17.281	16		1:38.843	31.309	30.472	37.062	235.8	26:32.901
17		1:38.465	31.259	30.229	36.977	236.8	27:55.746	17		1:39.040	31.305	30.497	37.238	235.8	28:11.941
18		1:38.968	31.369	30.468	37.131	236.8	29:34.714	18		1:40.430	32.066	30.703	37.661	234.7	29:52.371





Autodromo Int. do Algarve
Euroformula Open
Race - 1
Lap Analysis



71 Brad Benavides Dallara F320 Spiess

Team Motopark

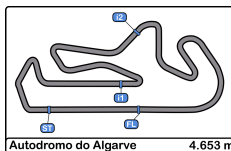
Lap	D	Time	Sector 1	Sector 2	Sector 3	T. Spd	Elapsed
1		1:39.941	32.973	30.295	36.673	161.9	1:39.941
2		1:37.764	31.039	30.135	36.590	240.5	3:17.705
3		1:37.932	31.004	30.075	36.853	243.2	4:55.637
4		1:38.152	31.189	30.161	36.802	242.6	6:33.789
5		1:38.237	31.152	30.237	36.848	241.0	8:12.026
6		1:38.388	31.200	30.234	36.954	240.0	9:50.414
7		1:38.234	31.212	30.234	36.788	242.1	11:28.648
8		1:38.419	31.218	30.269	36.932	241.6	13:07.067
9		1:38.376	31.157	30.265	36.954	244.3	14:45.443
10		1:38.285	31.182	30.227	36.876	241.6	16:23.728
11		1:38.735	31.125	30.340	37.270	243.2	18:02.463
12		1:38.420	31.042	30.289	37.089	240.0	19:40.883
13		1:38.307	31.167	30.271	36.869	237.3	21:19.190
14		1:38.407	31.282	30.250	36.875	235.8	22:57.597
15		1:38.138	31.158	30.214	36.766	237.3	24:35.735
16		1:38.086	31.055	30.212	36.819	237.3	26:13.821
17		1:38.089	31.123	30.173	36.793	236.3	27:51.910
18		1:38.533	31.229	30.122	37.182	236.8	29:30.443

84 Francesco Simonazzi Dallara F320 Spiess

BVM Racing

Lap	D	Time	Sector 1	Sector 2	Sector 3	T. Spd	Elapsed
1		1:38.805	31.781	30.268	36.756	152.1	1:38.805
2		1:37.915	31.067	30.268	36.580	235.8	3:16.720
3		1:37.758	31.119	30.112	36.527	235.8	4:54.478
4		1:37.780	31.047	30.164	36.569	236.3	6:32.258
5		1:37.802	31.150	30.079	36.573	234.7	8:10.060
6		1:38.284	31.249	30.194	36.841	234.2	9:48.344
7		1:37.994	31.194	30.242	36.558	234.7	11:26.338
8		1:38.448	31.197	30.349	36.902	235.2	13:04.786
9		1:38.150	31.202	30.230	36.718	235.2	14:42.936
10		1:38.075	31.199	30.184	36.692	235.8	16:21.011
11		1:38.416	31.184	30.307	36.925	234.2	17:59.427
12		1:38.418	31.284	30.179	36.955	235.8	19:37.845
13		1:38.303	31.207	30.185	36.911	235.8	21:16.148
14		1:38.291	31.256	30.294	36.741	234.2	22:54.439
15		1:38.105	31.095	30.211	36.799	235.8	24:32.544
16		1:38.137	31.188	30.230	36.719	235.2	26:10.681
17		1:38.205	31.187	30.250	36.768	235.2	27:48.886
18		1:38.506	31.318	30.232	36.956	235.2	29:27.392





Autodromo Int. do Algarve

Euroformula Open

Race - 1

Analysis by Lap



Autodromo do Algarve 4.653 m.

Num	Lap Time	Gap
Lap 1		

84	1:38.805	
11	1:39.365	00.560
71	1:39.941	01.136
26	1:40.634	01.829
7	1:40.965	02.160
41	1:43.890	05.085

Num	Lap Time	Gap
Lap 2		

84	1:37.915	
11	1:37.924	00.569
71	1:37.764	00.985
7	1:38.155	02.400
26	1:39.223	03.137
41	1:37.843	05.013

Num	Lap Time	Gap
Lap 3		

84	1:37.758	
11	1:38.141	00.952
71	1:37.932	01.159
7	1:37.972	02.614
26	1:38.568	03.947
41	1:38.152	05.407

Num	Lap Time	Gap
Lap 4		

84	1:37.780	
11	1:37.835	01.007
71	1:38.152	01.531
7	1:37.759	02.593
26	1:38.475	04.642
41	1:38.120	05.747

Num	Lap Time	Gap
Lap 5		

84	1:37.802	
11	1:38.214	01.419
71	1:38.237	01.966
7	1:38.095	02.886
26	1:38.961	05.801
41	1:43.973	11.918

Num	Lap Time	Gap
Lap 6		

84	1:38.284	
11	1:38.384	01.519
71	1:38.388	02.070
7	1:38.340	02.942
26	1:38.966	06.483
41	1:39.299	12.933

Num	Lap Time	Gap
Lap 7		

84	1:37.994	
11	1:38.247	01.772
71	1:38.234	02.310
7	1:37.961	02.909
26	1:38.650	07.139
41	1:38.544	13.483

Num	Lap Time	Gap
Lap 8		

84	1:38.448	
11	1:38.531	01.855
71	1:38.419	02.281
7	1:38.086	02.547
26	1:38.797	07.488
41	1:38.901	13.936

Num	Lap Time	Gap
Lap 9		

84	1:38.150	
11	1:38.283	01.988
71	1:38.376	02.507
7	1:38.257	02.654
26	1:38.606	07.944
41	1:39.601	15.387

Num	Lap Time	Gap
Lap 10		

84	1:38.075	
11	1:38.386	02.299
71	1:38.285	02.717
7	1:38.527	03.106
26	1:39.004	08.873
41	1:39.243	16.555

Num	Lap Time	Gap
Lap 11		

84	1:38.416	
11	1:39.022	02.905
71	1:38.735	03.036
7	1:38.514	03.204
26	1:38.884	09.341
41	1:38.960	17.099

Num	Lap Time	Gap
Lap 12		

84	1:38.418	
71	1:38.420	03.038
7	1:39.258	04.044
11	1:40.459	04.946
26	1:40.009	10.932
41	1:39.090	17.771

Num	Lap Time	Gap
Lap 13		

84	1:38.303	
71	1:38.307	03.042
7	1:38.497	04.238
11	1:38.672	05.315
26	1:38.863	11.492
41	1:39.716	19.184

Num	Lap Time	Gap
Lap 14		

84	1:38.291	
71	1:38.407	03.158
7	1:38.302	04.249
11	1:38.927	05.951
26	1:39.310	12.511
41	1:39.587	20.480

Num	Lap Time	Gap
Lap 15		

84	1:38.105	
71	1:38.138	03.191
7	1:38.187	04.331
11	1:38.488	06.334
26	1:38.852	13.258
41	1:39.139	21.514

Num	Lap Time	Gap
Lap 16		

84	1:38.137	
71	1:38.086	03.140
7	1:37.730	03.924
11	1:38.403	06.600
26	1:38.696	13.817
41	1:38.843	22.220

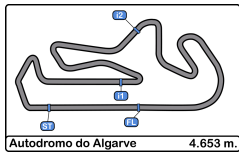
Num	Lap Time	Gap
Lap 17		

84	1:38.205	
71	1:38.089	03.024
7	1:37.894	03.613
11	1:38.465	06.860
26	1:39.063	14.675
41	1:39.040	23.055

Num	Lap Time	Gap
Lap 18		

84	1:38.506	
71	1:38.533	03.051
7	1:38.012	03.119
11	1:38.968	07.322
26	1:39.032	15.201
41	1:40.430	24.979





Autodromo Int. do Algarve

Euroformula Open

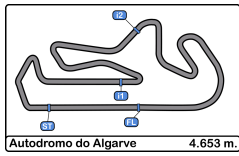
Race - 1

Best Sectors Results



Sector - 1				Sector - 2				Sector - 3				Ideal Lap vs Best Lap				
Clas	Nº	Driver	Time	Nº	Driver	Time	Nº	Driver	Time	Clas	Nº	Driver	Ideal Lap	Best Lap	Clas	
1	7	Lorenzo Fluxa	30.920	41	Fernando Barrichello	30.066	84	Francesco Simonazzi	36.527	1	7	Lorenzo Fluxa	1:37.612	1:37.730	1	
2	11	Levente Revesz	30.998	71	Brad Benavides	30.075	41	Fernando Barrichello	36.557	2	84	Francesco Simonazzi	1:37.653	1:37.758	2	
3	71	Brad Benavides	31.004	84	Francesco Simonazzi	30.079	7	Lorenzo Fluxa	36.583	3	71	Brad Benavides	1:37.669	1:37.764	3	
4	84	Francesco Simonazzi	31.047	11	Levente Revesz	30.086	71	Brad Benavides	36.590	4	11	Levente Revesz	1:37.688	1:37.924	5	
5	41	Fernando Barrichello	31.106	7	Lorenzo Fluxa	30.109	11	Levente Revesz	36.604	5	41	Fernando Barrichello	1:37.729	1:37.843	4	
6	26	Jakob Bergmeister	31.231	26	Jakob Bergmeister	30.112	26	Jakob Bergmeister	36.901	6	26	Jakob Bergmeister	1:38.244	1:38.475	6	




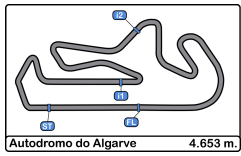


Autodromo Int. do Algarve
Euroformula Open
Race - 1
Leader Sequence



N°	Driver	Nat	Cat	Clas	Team	Nat	Vehicle	Start Lap	End Lap	Laps	Total Laps
84	Francesco Simonazzi		€		BVM Racing		Dallara F320 Spiess	1	18	18	18



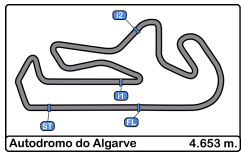


Autodromo Int. do Algarve
Euroformula Open
Race - 1
Best 5 Lap Times



Cls	Nº	Driver	Nat	Cat	Cls	Team	Nat	Vehicle	Best 1		Best 2		Best 3		Best 4		Best 5		
									Time	Lap	Time	Lap	Time	Lap	Time	Lap	Time	Lap	
1	7	Lorenzo Fluxa		ESP		Team Motopark		DEU	Dallara F320 Spiess	1:37.730	16	1:37.759	4	1:37.894	17	1:37.961	7	1:37.972	3
2	84	Francesco Simonazzi		ITA		BVM Racing		ITA	Dallara F320 Spiess	1:37.758	3	1:37.780	4	1:37.802	5	1:37.915	2	1:37.994	7
3	71	Brad Benavides		USA		Team Motopark		DEU	Dallara F320 Spiess	1:37.764	2	1:37.932	3	1:38.086	16	1:38.089	17	1:38.138	15
4	41	Fernando Barrichello		BRA	R 1	Team Motopark		DEU	Dallara F320 Spiess	1:37.843	2	1:38.120	4	1:38.152	3	1:38.544	7	1:38.843	16
5	11	Levente Revesz		HUN		Team Motopark		DEU	Dallara F320 Spiess	1:37.924	2	1:38.141	3	1:38.247	7	1:38.283	9	1:38.384	6
6	26	Jakob Bergmeister		DEU		Team Motopark		DEU	Dallara F320 Spiess	1:38.475	4	1:38.606	9	1:38.696	16	1:38.852	15	1:38.863	13





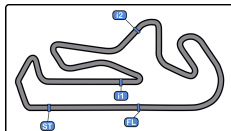
Autodromo Int. do Algarve
Euroformula Open
Race - 1
Best 5 Top Speeds



Autodromo do Algarve 4.653 m.

Clas	Nº	Driver	Nat	Cat	Cls	Team	Nat	Vehicle	Top 1		Top 2		Top 3		Top 4		Top 5		Avg	
									Km/h	Lap	Km/h	Lap	Km/h	Lap	Km/h	Lap	Km/h	Lap		
1	7	Lorenzo Fluxa		ESP		Team Motopark		Dallara F320 Spiess	246.0	9	243.7	12	243.2	2	243.2	10	242.1	11	243.6	
2	71	Brad Benavides		USA		Team Motopark		Dallara F320 Spiess	244.3	9	243.2	3	243.2	11	242.6	4	242.1	7	243.1	
3	11	Levente Revesz		HUN		Team Motopark		Dallara F320 Spiess	240.5	3	240.0	2	240.0	4	237.8	10	237.8	13	239.2	
4	26	Jakob Bergmeister		DEU		Team Motopark		Dallara F320 Spiess	239.4	3	238.4	2	237.3	4	237.3	9	236.3	7	237.7	
5	41	Fernando Barrichello		BRA	R	1	Team Motopark		Dallara F320 Spiess	238.4	3	237.8	4	236.8	5	236.8	9	236.8	12	237.3
6	84	Francesco Simonazzi		ITA		BVM Racing		Dallara F320 Spiess	236.3	4	235.8	2	235.8	3	235.8	10	235.8	12	235.9	





Autodromo do Algarve 4.653 m.

Autodromo Int. do Algarve

Euroformula Open

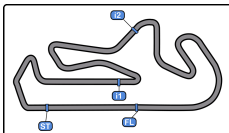
Race - 1

Fastest Laps Sequence



Lap	Time of Day	Session Time	Nº Driver	Nat	Cat	Team	Nat	Vehicle	Time	Km/h
2	16:06:27.054	3:17.054	84 Francesco Simonazzi	ITA	ITA	BVM Racing	ITA	Dallara F320 Spiess	1:37.915	171.0
2	16:06:28.038	3:18.038	71 Brad Benavides	USA	USA	Team Motopark	DEU	Dallara F320 Spiess	1:37.764	171.3
3	16:08:04.811	4:54.811	84 Francesco Simonazzi	ITA	ITA	BVM Racing	ITA	Dallara F320 Spiess	1:37.758	171.3
16	16:29:24.938	26:14.938	7 Lorenzo Fluxa	ESP	ESP	Team Motopark	DEU	Dallara F320 Spiess	1:37.730	171.3






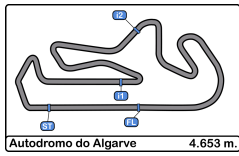
Autodromo do Algarve 4.653 m.

Autodromo Int. do Algarve Euroformula Open Race - 1 Event Best Maximum Speed



Nº	Driver	Nat	Cat	Clas	Team	Nat	Vehicle	Km/h	Session
7	Lorenzo Fluxa		ESP		Team Motopark		Dallara F320 Spiess	246.0	Race - 1
71	Brad Benavides		USA		Team Motopark		Dallara F320 Spiess	244.3	Race - 1
41	Fernando Barrichello		BRA	R 1	Team Motopark		Dallara F320 Spiess	242.6	Free Practice - 2
26	Jakob Bergmeister		DEU		Team Motopark		Dallara F320 Spiess	241.6	Free Practice - 2
11	Levente Revesz		HUN		Team Motopark		Dallara F320 Spiess	241.0	Free Practice - 2
84	Francesco Simonazzi		ITA		BVM Racing		Dallara F320 Spiess	240.5	Free Practice - 2





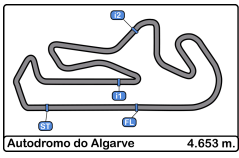
Autodromo Int. do Algarve
Euroformula Open
Race - 1
Lap Chart



LAP

Nr	Pos	Grid	1	2	3	4	5	6	7	8	9	10	11	12	13	14	15	16	17	18
84	1	84	84	84	84	84	84	84	84	84	84	84	84	84	84	84	84	84	84	84
41	2	41	11	11	11	11	11	11	11	11	11	11	11	71	71	71	71	71	71	71
11	3	11	71	71	71	71	71	71	71	71	71	71	71	7	7	7	7	7	7	7
26	4	26	26	7	7	7	7	7	7	7	7	7	7	11	11	11	11	11	11	11
71	5	71	7	26	26	26	26	26	26	26	26	26	26	26	26	26	26	26	26	26
7	6	7	41	41	41	41	41	41	41	41	41	41	41	41	41	41	41	41	41	41

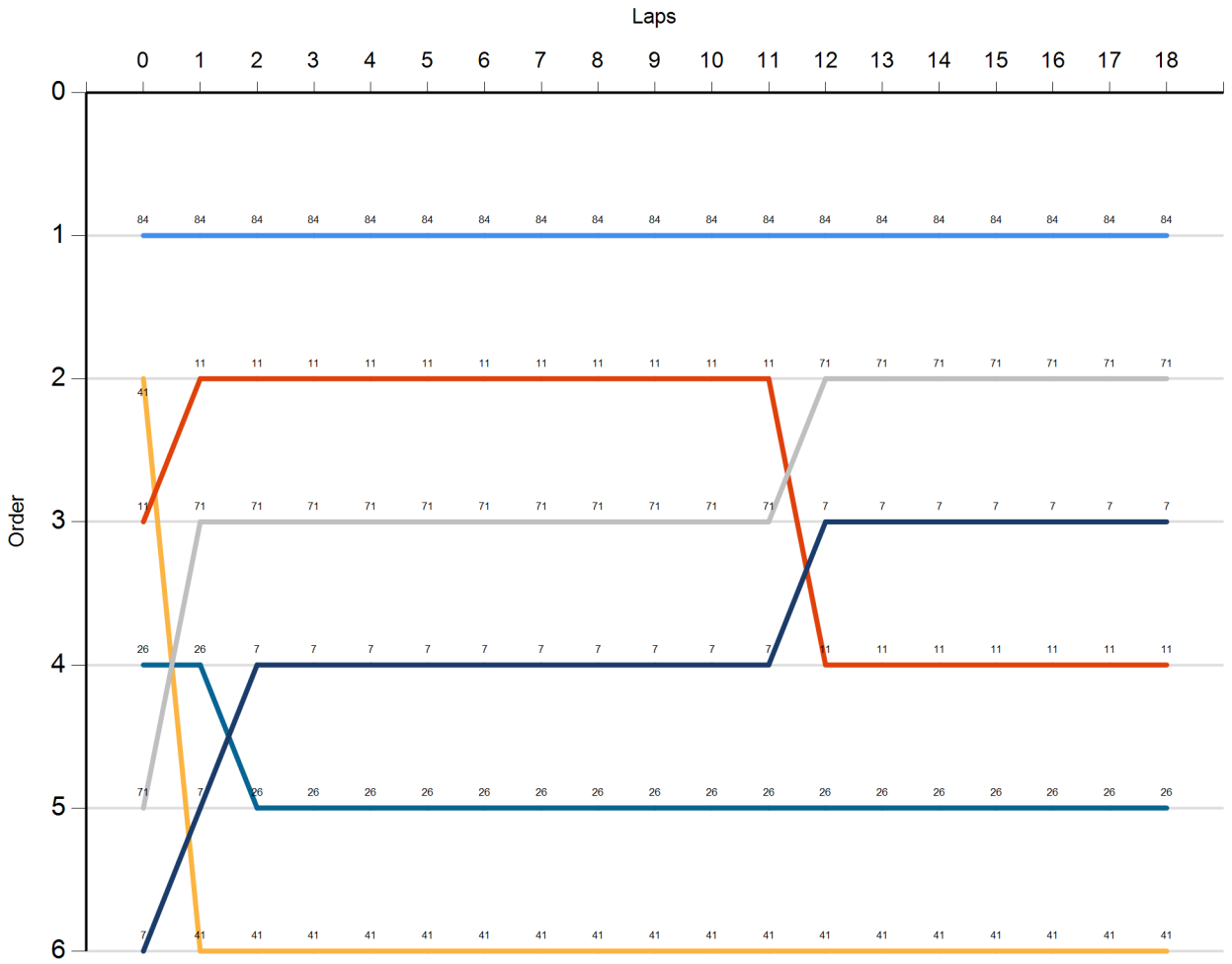


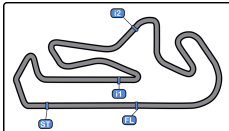


Autodromo Int. do Algarve
Euroformula Open
Race - 1
Graphic Lap Chart



- 84
- 41
- 11
- 26
- 71
- 7





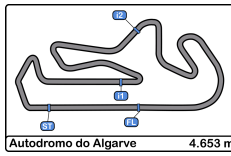
Autodromo do Algarve 4.653 m.

Autodromo Int. do Algarve
Euroformula Open
Race - 1
Pit Stop Analysis

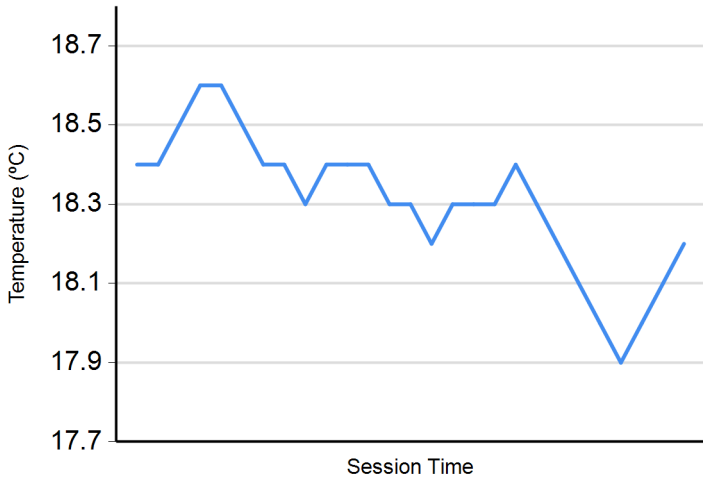


Or d.	Nr.	In Day	Time	Entrant/Team	Nat	Driver 1	Nat	Driver 2	Nat	Vehicle	Cat	In Time	Stop N°	Pit Time	Handicap	Diff.
----------	-----	--------	------	--------------	-----	----------	-----	----------	-----	---------	-----	---------	---------	----------	----------	-------

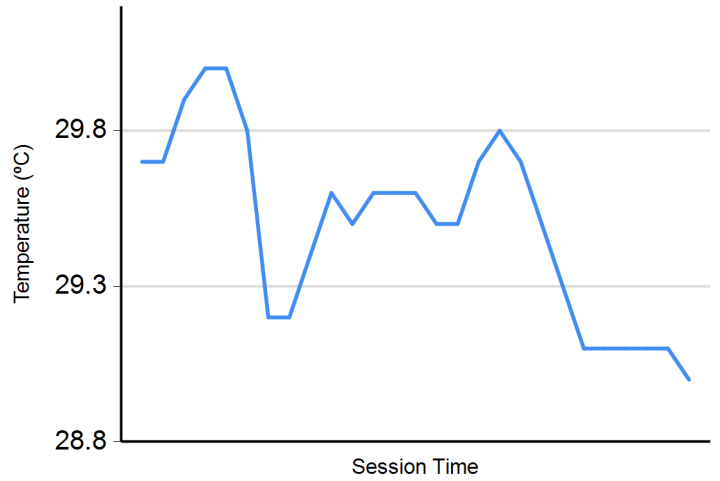




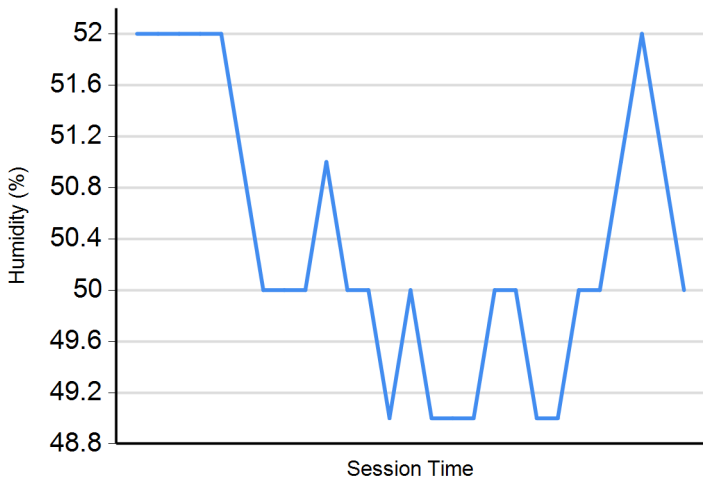
Air Temperature



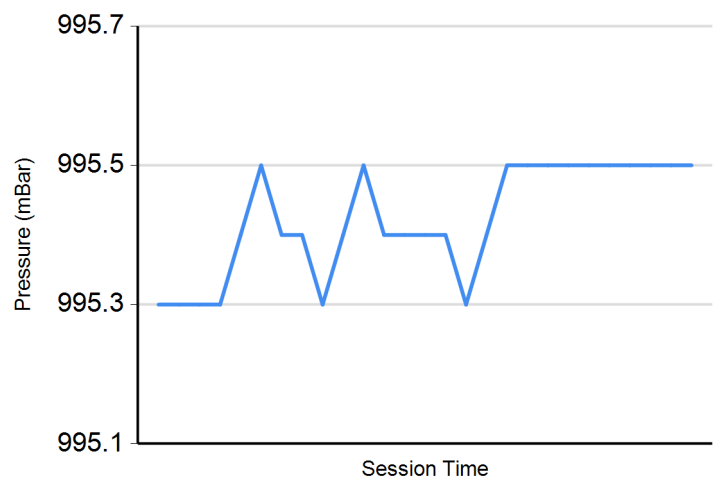
Track Temperature



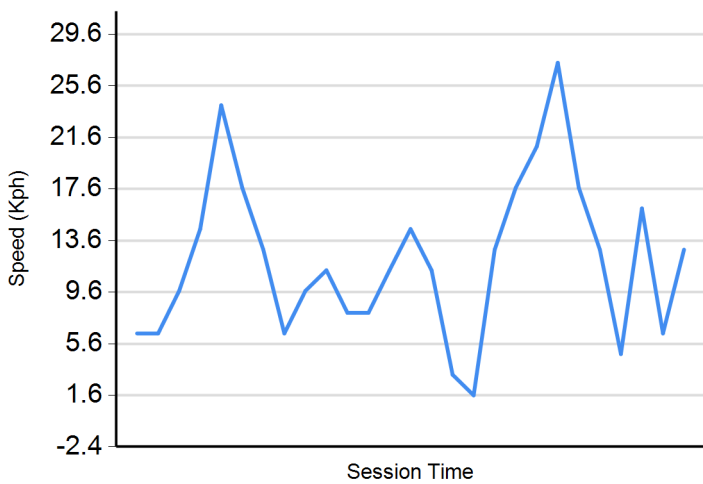
Humidity



Pressure



Wind Speed



Wind direction

North = 0°/360° Est = 90° South = 180° West = 270°

