

Autodromo Int. do Algarve
Euroformula Open
Race - 3
Provisional Results



Clas	Nº	Driver	Nat	Cat	Clas	Team	Nat	Vehicle	Laps	Total Time	Gap	Interval	Km/h	Best	Time	Km/h
1	7	Lorenzo Fluxa				Team Motopark		Dallara F320 Spiess	17	31:17.612			151.6	6	1:37.743	171.3
2	71	Brad Benavides				Team Motopark		Dallara F320 Spiess	17	31:17.935	0.323	0.323	151.6	3	1:37.617	171.5
3	84	Francesco Simonazzi				BVM Racing		Dallara F320 Spiess	17	31:18.411	0.799	0.476	151.5	17	1:37.910	171.0
4	41	Fernando Barrichello		R	1	Team Motopark		Dallara F320 Spiess	17	31:19.664	2.052	1.253	151.4	17	1:38.391	170.2
5	26	Jakob Bergmeister				Team Motopark		Dallara F320 Spiess	17	31:20.403	2.791	0.739	151.4	17	1:38.495	170.0
Not classified: (Requirements: 75% of number laps of leader = 13 Laps)																
	11	Levente Revesz				Team Motopark		Dallara F320 Spiess	9	14:54.122	8 Laps	8 Laps	168.6	2	1:38.519	170.0

Fastest lap Brad Benavides in 1:37.617 at 171.5 Km/h in lap 3

Published at:.....

Track Temp: 24.2 °C Air Temp: 17.2 °C Humidity: 51 % Track Status: DRY

Race Director:

Neus Santamaría Sanromà

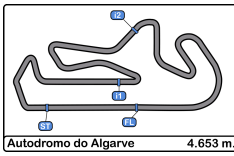
DPB-0825-ESP/CAT

Timekeeper:

Luis Garcia

JOB-2654-ESP/M





Autodromo Int. do Algarve
Euroformula Open
Race - 3
Provisional Results by Category



Rookie																
Clas	Nº	Driver	Nat	Cat	Clas	Team	Nat	Vehicle	Laps	Total Time	Gap	Interval	Km/h	Best	Time	Km/h
1	41	Fernando Barrichello		R	1	Team Motopark		Dallara F320 Spiess	17	31:19.664			151.4	17	1:38.391	170.2
1	7	Lorenzo Fluxa				Team Motopark		Dallara F320 Spiess	17	31:17.612			151.6	6	1:37.743	171.3
2	71	Brad Benavides				Team Motopark		Dallara F320 Spiess	17	31:17.935	0.323	0.323	151.6	3	1:37.617	171.5
3	84	Francesco Simonazzi				BVM Racing		Dallara F320 Spiess	17	31:18.411	0.799	0.476	151.5	17	1:37.910	171.0
4	26	Jakob Bergmeister				Team Motopark		Dallara F320 Spiess	17	31:20.403	2.791	1.992	151.4	17	1:38.495	170.0
Not classified: (Requirements: 75% of number laps of leader = 13 Laps)																
	11	Levente Revesz				Team Motopark		Dallara F320 Spiess	9	14:54.122	8 Laps	8 Laps	168.6	2	1:38.519	170.0

Fastest lap Brad Benavides in 1:37.617 at 171.5 Km/h in lap 3

Published at:.....

Track Temp: 24.2 °C Air Temp: 17.2 °C Humidity: 51 % Track Status: DRY

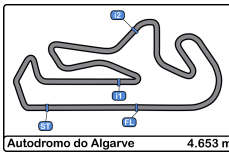
Race Director:

Neus Santamaría Sanromà
 DPB-0825-ESP/CAT

Timekeeper:

Luis Garcia
 JOB-2654-ESP/M





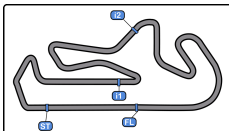
Autodromo Int. do Algarve
Euroformula Open
Race - 3



Provisional Classification by Driver Fastest Lap

Cl	Nº	Entrant/Team	Nat	Vehicle	Driver	Nat	Cat	Cl	Laps	Best	Time	Gap	Interval	Km/h
1	71	Team Motopark		Dallara F320 Spiess	Brad Benavides				17	3	1:37.617			171.5
2	7	Team Motopark		Dallara F320 Spiess	Lorenzo Fluxa				17	6	1:37.743	0.126	0.126	171.3
3	84	BVM Racing		Dallara F320 Spiess	Francesco Simonazzi				17	17	1:37.910	0.293	0.167	171.0
4	41	Team Motopark		Dallara F320 Spiess	Fernando Barrichello		R	1	17	17	1:38.391	0.774	0.481	170.2
5	26	Team Motopark		Dallara F320 Spiess	Jakob Bergmeister				17	17	1:38.495	0.878	0.104	170.0
6	11	Team Motopark		Dallara F320 Spiess	Levente Revesz				9	2	1:38.519	0.902	0.024	170.0





Autodromo do Algarve 4.653 m.

Autodromo Int. do Algarve

Euroformula Open

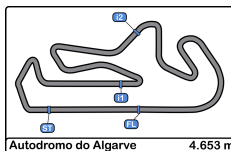
Race - 3

Distance and Speed Average



Clas	Nº	Driver	Nat	Cat	Clas	Team	Nat	Vehicle	Laps	Distance	Total Time	Km/h
1	7	Lorenzo Fluxa		ESP		Team Motopark		Dallara F320 Spiess	17	79.10	31:17.612	151.6
2	71	Brad Benavides		USA		Team Motopark		Dallara F320 Spiess	17	79.10	31:17.935	151.6
3	84	Francesco Simonazzi		ITA		BVM Racing		Dallara F320 Spiess	17	79.10	31:18.411	151.5
4	41	Fernando Barrichello		BRA	R 1	Team Motopark		Dallara F320 Spiess	17	79.10	31:19.664	151.4
5	26	Jakob Bergmeister		DEU		Team Motopark		Dallara F320 Spiess	17	79.10	31:20.403	151.4
6	11	Levente Revesz		HUN		Team Motopark		Dallara F320 Spiess	9	41.87	14:54.122	168.6





Autodromo Int. do Algarve
Euroformula Open
Race - 3
Lap Analysis



7

Lorenzo Fluxa

Dallara F320 Spiess 41

Fernando Barrichello

Dallara F320 Spiess

Team Motopark Rookie

Team Motopark

Lap	D	Time	Sector 1	Sector 2	Sector 3	T. Spd	Elapsed	Lap	D	Time	Sector 1	Sector 2	Sector 3	T. Spd	Elapsed
1		1:39.027	31.960	30.416	36.651	151.4	1:39.027	1		1:41.834	34.119	30.730	36.985	162.4	1:41.834
2		1:37.795	31.066	30.165	36.564	233.2	3:16.822	2		1:39.236	31.520	30.778	36.938	244.3	3:21.070
3		1:37.875	31.101	30.055	36.719	232.7	4:54.697	3		1:38.853	31.358	30.338	37.157	240.5	4:59.923
4		1:38.005	31.047	30.166	36.792	234.7	6:32.702	4		1:39.347	31.163	30.458	37.726	237.3	6:39.270
5		1:37.762	31.010	30.018	36.734	233.7	8:10.464	5		1:38.678	31.210	30.285	37.183	237.8	8:17.948
6		1:37.743	31.021	30.066	36.656	234.2	9:48.207	6		1:39.404	31.366	30.641	37.397	236.3	9:57.352
7		1:37.963	31.096	30.061	36.806	235.2	11:26.170	7		1:39.763	31.799	30.715	37.249	245.4	11:37.115
8		1:37.897	31.070	30.120	36.707	235.2	13:04.067	8		1:39.299	31.415	30.715	37.169	244.3	13:16.414
9		1:38.283	31.186	30.308	36.789	235.8	14:42.350	9		1:39.350	31.563	30.628	37.159	240.0	14:55.764
10		1:49.383	31.118	30.175	48.090	236.3	16:31.733	10		1:42.033	31.450	31.243	39.340	240.0	16:37.797
11		2:43.395	58.963	46.504	57.928	125.1	19:15.128	11		2:39.042	54.655	46.622	57.765	160.2	19:16.839
12		2:40.018	57.588	45.539	56.891	126.1	21:55.146	12		2:40.164	57.918	45.122	57.124	125.0	21:57.003
13		2:46.508	42.850	41.024	1:22.634	208.8	24:41.654	13		2:45.770	43.175	40.623	1:21.972	170.6	24:42.773
14		1:40.055	32.651	30.564	36.840	222.6	26:21.709	14		1:40.608	32.543	30.768	37.297	227.8	26:23.381
15		1:39.871	31.851	30.897	37.123	235.2	28:01.580	15		1:39.428	31.266	30.825	37.337	236.8	28:02.809
16		1:38.013	31.133	30.137	36.743	236.3	29:39.593	16		1:38.464	31.151	30.329	36.984	242.6	29:41.273
17		1:38.019	31.121	30.138	36.760	235.2	31:17.612	17		1:38.391	31.031	30.312	37.048	240.5	31:19.664

11

Levente Revesz

Dallara F320 Spiess 71

Brad Benavides

Dallara F320 Spiess

Team Motopark

Team Motopark

Lap	D	Time	Sector 1	Sector 2	Sector 3	T. Spd	Elapsed	Lap	D	Time	Sector 1	Sector 2	Sector 3	T. Spd	Elapsed
1		1:41.430	33.159	30.904	37.367	161.6	1:41.430	1		1:39.946	32.889	30.408	36.649	154.7	1:39.946
2		1:38.519	31.320	30.405	36.794	239.4	3:19.949	2		1:37.736	31.241	30.002	36.493	236.8	3:17.682
3		1:38.629	31.333	30.256	37.040	237.8	4:58.578	3		1:37.617	31.089	29.996	36.532	237.8	4:55.299
4		1:39.358	31.997	30.273	37.088	240.0	6:37.936	4		1:37.820	31.041	30.120	36.659	240.5	6:33.119
5		1:38.646	31.204	30.253	37.189	236.3	8:16.582	5		1:37.896	31.083	30.108	36.705	241.0	8:11.015
6		1:39.894	31.991	30.492	37.411	242.1	9:56.476	6		1:37.883	31.155	30.122	36.606	239.4	9:48.898
7		1:38.800	31.393	30.222	37.185	235.2	11:35.276	7		1:37.968	30.999	30.150	36.819	240.0	11:26.866
8		1:39.253	31.549	30.483	37.221	234.7	13:14.529	8		1:38.512	31.395	30.287	36.830	239.4	13:05.378
9		1:39.593	31.523	30.658	37.412	235.8	14:54.122	9		1:38.589	31.165	30.441	36.983	238.9	14:43.967

26

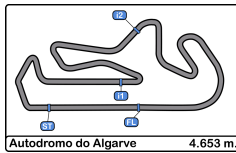
Jakob Bergmeister

Dallara F320 Spiess

Team Motopark

Lap	D	Time	Sector 1	Sector 2	Sector 3	T. Spd	Elapsed	Lap	D	Time	Sector 1	Sector 2	Sector 3	T. Spd	Elapsed
10		1:48.254	31.133	30.262	46.859	238.9	16:32.221	10		1:48.254	31.133	30.262	46.859	238.9	16:32.221
11		2:43.311	59.123	46.422	57.766	121.6	19:15.532	11		2:43.311	59.123	46.422	57.766	121.6	19:15.532
12		2:40.180	57.828	45.264	57.088	125.0	21:55.712	12		2:40.180	57.828	45.264	57.088	125.0	21:55.712
13		2:46.268	42.996	41.049	1:22.223	187.5	24:41.980	13		2:46.268	42.996	41.049	1:22.223	187.5	24:41.980
14		1:40.016	32.660	30.587	36.769	230.7	26:21.996	14		1:40.016	32.660	30.587	36.769	230.7	26:21.996
15		1:40.211	31.771	31.172	37.268	244.3	28:02.207	15		1:40.211	31.771	31.172	37.268	244.3	28:02.207
16		1:37.829	30.997	30.089	36.743	242.1	29:40.036	16		1:37.829	30.997	30.089	36.743	242.1	29:40.036
17		1:37.899	31.031	30.129	36.739	242.6	31:17.935	17		1:37.899	31.031	30.129	36.739	242.6	31:17.935
1		1:39.922	32.653	30.366	36.903	158.3	1:39.922								
2		1:39.317	31.838	30.409	37.070	235.2	3:19.239								
3		1:38.880	31.435	30.264	37.181	234.2	4:58.119								
4		1:38.791	31.325	30.291	37.175	234.2	6:36.910								
5		1:39.360	31.557	30.419	37.384	233.7	8:16.270								
6		1:40.736	32.191	30.534	38.011	233.7	9:57.006								
7		1:39.822	31.613	30.439	37.770	238.4	11:36.828								
8		1:40.448	32.375	30.780	37.293	241.0	13:17.276								
9		1:39.375	31.369	30.759	37.247	238.9	14:56.651								
10		1:42.149	31.399	30.672	40.078	239.4	16:38.800								
11		2:38.648	54.346	46.480	57.822	161.6	19:17.448								
12		2:40.044	57.868	45.252	56.924	122.8	21:57.492								
13		2:45.718	43.319	40.443	1:21.956	168.2	24:43.210								
14		1:40.494	32.571	30.681	37.242	228.3	26:23.704								
15		1:39.459	31.449	30.684	37.326	242.6	28:03.163								
16		1:38.745	31.301	30.409	37.035	242.1	29:41.908								
17		1:38.495	31.069	30.442	36.984	240.0	31:20.403								





Autodromo Int. do Algarve
Euroformula Open
Race - 3
Lap Analysis



84

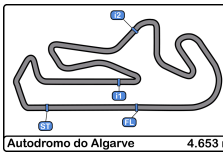
Francesco Simonazzi

Dallara F320 Spiess

BVM Racing

Lap	D	Time	Sector 1	Sector 2	Sector 3	T. Spd	Elapsed
1		1:41.368	33.595	30.784	36.989	165.6	1:41.368
2		1:39.229	31.828	30.421	36.980	235.8	3:20.597
3		1:38.317	31.256	30.328	36.733	238.4	4:58.914
4		1:39.674	32.102	30.560	37.012	242.1	6:38.588
5		1:38.513	31.278	30.310	36.925	237.8	8:17.101
6		1:40.027	31.655	30.747	37.625	236.8	9:57.128
7		1:39.267	31.707	30.530	37.030	239.4	11:36.395
8		1:39.203	31.746	30.621	36.836	235.8	13:15.598
9		1:39.039	31.550	30.648	36.841	237.8	14:54.637
10		1:42.235	31.863	30.757	39.615	242.1	16:36.872
11		2:39.377	54.841	46.697	57.839	161.4	19:16.249
12		2:40.055	57.584	45.394	57.077	127.8	21:56.304
13		2:46.135	43.094	40.892	1:22.149	183.0	24:42.439
14		1:39.975	32.488	30.810	36.677	225.0	26:22.414
15		1:39.817	31.482	31.159	37.176	239.4	28:02.231
16		1:38.270	31.343	30.217	36.710	243.7	29:40.501
17		1:37.910	31.073	30.208	36.629	240.0	31:18.411





Autodromo Int. do Algarve

Euroformula Open

Race - 3

Analysis by Lap



Autodromo do Algarve 4.653 m.

Num Lap Time Gap

Lap 1

7	1:39.027	
26	1:39.922	00.895
71	1:39.946	00.919
84	1:41.368	02.341
11	1:41.430	02.403
41	1:41.834	02.807

Num Lap Time Gap

Lap 2

7	1:37.795	
71	1:37.736	00.860
26	1:39.317	02.417
11	1:38.519	03.127
84	1:39.229	03.775
41	1:39.236	04.248

Num Lap Time Gap

Lap 3

7	1:37.875	
71	1:37.617	00.602
26	1:38.880	03.422
11	1:38.629	03.881
84	1:38.317	04.217
41	1:38.853	05.226

Num Lap Time Gap

Lap 4

7	1:38.005	
71	1:37.820	00.417
26	1:38.791	04.208
11	1:39.358	05.234
84	1:39.674	05.886
41	1:39.347	06.568

Num Lap Time Gap

Lap 5

7	1:37.762	
71	1:37.896	00.551
26	1:39.360	05.806
11	1:38.646	06.118
84	1:38.513	06.637
41	1:38.678	07.484

Num Lap Time Gap

Lap 6

7	1:37.743	
71	1:37.883	00.691
11	1:39.894	08.269
26	1:40.736	08.799
84	1:40.027	08.921
41	1:39.404	09.145

Num Lap Time Gap

Lap 7

7	1:37.963	
71	1:37.968	00.696
11	1:38.800	09.106
84	1:39.267	10.225
26	1:39.822	10.658
41	1:39.763	10.945

Num Lap Time Gap

Lap 8

7	1:37.897	
71	1:38.512	01.311
11	1:39.253	10.462
84	1:39.203	11.531
41	1:39.299	12.347
26	1:40.448	13.209

Num Lap Time Gap

Lap 9

7	1:38.283	
71	1:38.589	01.617
11	1:39.593	11.772
84	1:39.039	12.287
41	1:39.350	13.414
26	1:39.375	14.301

Num Lap Time Gap

Lap 10

7	1:49.383	
71	1:48.254	00.488
84	1:42.235	05.139
41	1:42.033	06.064
26	1:42.149	07.067

Num Lap Time Gap

Lap 11

7	2:43.395	
71	2:43.311	00.404
84	2:39.377	01.121
41	2:39.042	01.711
26	2:38.648	02.320

Num Lap Time Gap

Lap 12

7	2:40.018	
71	2:40.180	00.566
84	2:40.055	01.158
41	2:40.164	01.857
26	2:40.044	02.346

Num Lap Time Gap

Lap 13

7	2:46.508	
71	2:46.268	00.326
84	2:46.135	00.785
41	2:45.770	01.119
26	2:45.718	01.556

Num Lap Time Gap

Lap 14

7	1:40.055	
71	1:40.016	00.287
84	1:39.975	00.705
41	1:40.608	01.672
26	1:40.494	01.995

Num Lap Time Gap

Lap 15

7	1:39.871	
71	1:40.211	00.627
84	1:39.817	00.651

Num Lap Time Gap

41	1:39.428	01.229
26	1:39.459	01.583

Num Lap Time Gap

Lap 16

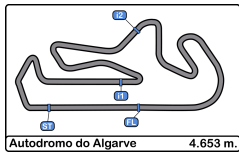
7	1:38.013	
71	1:37.829	00.443
84	1:38.270	00.908
41	1:38.464	01.680
26	1:38.745	02.315

Num Lap Time Gap

Lap 17

7	1:38.019	
71	1:37.899	00.323
84	1:37.910	00.799
41	1:38.391	02.052
26	1:38.495	02.791





Autodromo Int. do Algarve

Euroformula Open

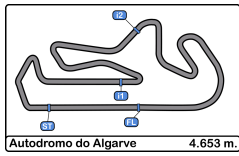
Race - 3

Best Sectors Results



Sector - 1			Sector - 2			Sector - 3			Ideal Lap vs Best Lap						
Clas	Nº	Driver	Time	Nº	Driver	Time	Nº	Driver	Time	Clas	Nº	Driver	Ideal Lap	Best Lap	Clas
1	71	Brad Benavides	30.997	71	Brad Benavides	29.996	71	Brad Benavides	36.493	1	71	Brad Benavides	1:37.486	1:37.617	1
2	7	Lorenzo Fluxa	31.010	7	Lorenzo Fluxa	30.018	7	Lorenzo Fluxa	36.564	2	7	Lorenzo Fluxa	1:37.592	1:37.743	2
3	41	Fernando Barrichello	31.031	84	Francesco Simonazzi	30.208	84	Francesco Simonazzi	36.629	3	84	Francesco Simonazzi	1:37.910	1:37.910	3
4	26	Jakob Bergmeister	31.069	11	Levente Revesz	30.222	11	Levente Revesz	36.794	4	11	Levente Revesz	1:38.220	1:38.519	6
5	84	Francesco Simonazzi	31.073	26	Jakob Bergmeister	30.264	26	Jakob Bergmeister	36.903	5	26	Jakob Bergmeister	1:38.236	1:38.495	5
6	11	Levente Revesz	31.204	41	Fernando Barrichello	30.285	41	Fernando Barrichello	36.938	6	41	Fernando Barrichello	1:38.254	1:38.391	4




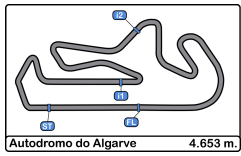


Autodromo Int. do Algarve
Euroformula Open
Race - 3
Leader Sequence



N°	Driver	Nat	Cat	Clas	Team	Nat	Vehicle	Start Lap	End Lap	Laps	Total Laps
7	Lorenzo Fluxa				Team Motopark		Dallara F320 Spiess	1	17	17	17



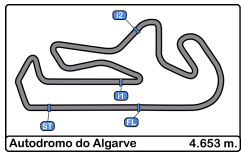


Autodromo Int. do Algarve
Euroformula Open
Race - 3
Best 5 Lap Times



Cls	Nº	Driver	Nat	Cat	Cls	Team	Nat	Vehicle	Best 1		Best 2		Best 3		Best 4		Best 5	
									Time	Lap	Time	Lap	Time	Lap	Time	Lap	Time	Lap
1	71	Brad Benavides	USA			Team Motopark	DEU	Dallara F320 Spiess	1:37.617	3	1:37.736	2	1:37.820	4	1:37.829	16	1:37.883	6
2	7	Lorenzo Fluxa	ESP			Team Motopark	DEU	Dallara F320 Spiess	1:37.743	6	1:37.762	5	1:37.795	2	1:37.875	3	1:37.897	8
3	84	Francesco Simonazzi	ITA			BVM Racing	ITA	Dallara F320 Spiess	1:37.910	17	1:38.270	16	1:38.317	3	1:38.513	5	1:39.039	9
4	41	Fernando Barrichello	BRA	R	1	Team Motopark	DEU	Dallara F320 Spiess	1:38.391	17	1:38.464	16	1:38.678	5	1:38.853	3	1:39.236	2
5	26	Jakob Bergmeister	DEU			Team Motopark	DEU	Dallara F320 Spiess	1:38.495	17	1:38.745	16	1:38.791	4	1:38.880	3	1:39.317	2
6	11	Levente Revesz	HUN			Team Motopark	DEU	Dallara F320 Spiess	1:38.519	2	1:38.629	3	1:38.646	5	1:38.800	7	1:39.253	8





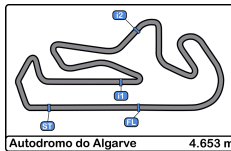
Autodromo Int. do Algarve
Euroformula Open
Race - 3
Best 5 Top Speeds



Autodromo do Algarve 4.653 m.

Clas	Nº	Driver	Nat	Cat	Cls	Team	Nat	Vehicle	Top 1		Top 2		Top 3		Top 4		Top 5		Avg	
									Km/h	Lap	Km/h	Lap	Km/h	Lap	Km/h	Lap	Km/h	Lap		
1	41	Fernando Barrichello		BRX	R	1	Team Motopark		Dallara F320 Spiess	245.4	7	244.3	2	244.3	8	242.6	16	240.5	3	243.4
2	71	Brad Benavides		USA			Team Motopark		Dallara F320 Spiess	244.3	15	242.6	17	242.1	16	241.0	5	240.5	4	242.1
3	84	Francesco Simonazzi		ITA			BVM Racing		Dallara F320 Spiess	243.7	16	242.1	4	242.1	10	240.0	17	239.4	7	241.5
4	26	Jakob Bergmeister		DEU			Team Motopark		Dallara F320 Spiess	242.6	15	242.1	16	241.0	8	240.0	17	239.4	10	241.0
5	11	Levente Revesz		HUN			Team Motopark		Dallara F320 Spiess	242.1	6	240.0	4	239.4	2	237.8	3	236.3	5	239.1
6	7	Lorenzo Fluxa		ESP			Team Motopark		Dallara F320 Spiess	236.3	10	236.3	16	235.8	9	235.2	7	235.2	8	235.8



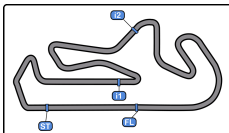


Autodromo Int. do Algarve
Euroformula Open
Race - 3
Fastest Laps Sequence



Lap	Time of Day	Session Time	Nº Driver	Nat	Cat	Team	Nat	Vehicle	Time	Km/h
2	17:06:24.812	3:16.812	7 Lorenzo Fluxa		ESP	Team Motopark		DEU Dallara F320 Spiess	1:37.795	171.2
2	17:06:25.672	3:17.672	71 Brad Benavides		USA	Team Motopark		DEU Dallara F320 Spiess	1:37.736	171.3
3	17:08:03.289	4:55.289	71 Brad Benavides		USA	Team Motopark		DEU Dallara F320 Spiess	1:37.617	171.5






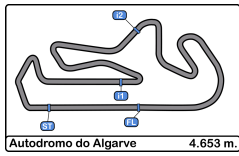
Autodromo do Algarve 4.653 m.

Autodromo Int. do Algarve Euroformula Open Race - 3 Event Best Maximum Speed



Nº	Driver	Nat	Cat	Clas	Team	Nat	Vehicle	Km/h	Session
71	Brad Benavides		USA		Team Motopark		Dallara F320 Spiess	249.4	Race - 2
7	Lorenzo Fluxa		ESP		Team Motopark		Dallara F320 Spiess	248.8	Race - 2
84	Francesco Simonazzi		ITA		BVM Racing		Dallara F320 Spiess	248.2	Race - 2
11	Levente Revesz		HUN		Team Motopark		Dallara F320 Spiess	247.7	Race - 2
41	Fernando Barrichello		BRA	R 1	Team Motopark		Dallara F320 Spiess	247.7	Race - 2
26	Jakob Bergmeister		DEU		Team Motopark		Dallara F320 Spiess	245.4	Race - 2





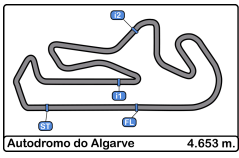
Autodromo Int. do Algarve
Euroformula Open
Race - 3
Lap Chart



LAP

Nr	Pos	Grid	1	2	3	4	5	6	7	8	9	10	11	12	13	14	15	16	17
7	1	7	7	7	7	7	7	7	7	7	7	7	7	7	7	7	7	7	7
71	2	71	26	71	71	71	71	71	71	71	71	71	71	71	71	71	71	71	71
26	3	26	71	26	26	26	26	11	11	11	11	84	84	84	84	84	84	84	84
11	4	11	84	11	11	11	11	26	84	84	84	41	41	41	41	41	41	41	41
41	5	41	11	84	84	84	84	84	26	41	41	26	26	26	26	26	26	26	26
84	6	84	41	41	41	41	41	41	41	26	26	26	26	26	26	26	26	26	26

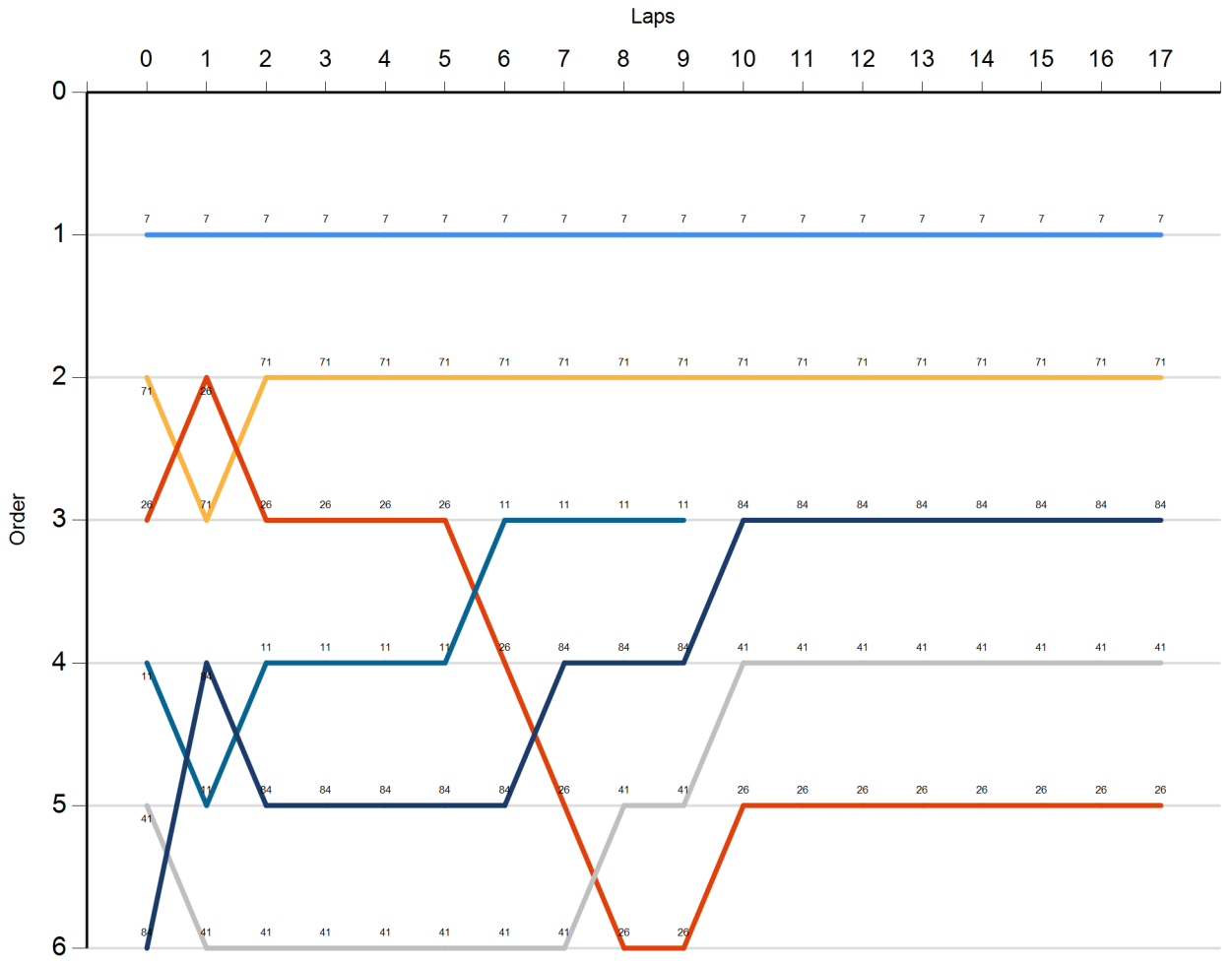


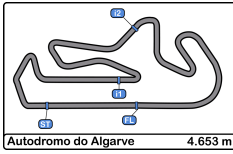


Autodromo Int. do Algarve
Euroformula Open
Race - 3
Graphic Lap Chart



- 7
- 71
- 26
- 11
- 41
- 84



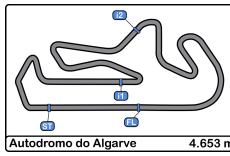


Autodromo Int. do Algarve
Euroformula Open
Race - 3
Pit Stop Analysis



Or d.	Nr.	In Day	Time	Entrant/Team	Nat	Driver 1	Nat	Driver 2	Nat	Vehicle	Cat	In Time	Stop N°	Pit Time	Handicap	Diff.
----------	-----	--------	------	--------------	-----	----------	-----	----------	-----	---------	-----	---------	---------	----------	----------	-------





Autodromo Int. do Algarve

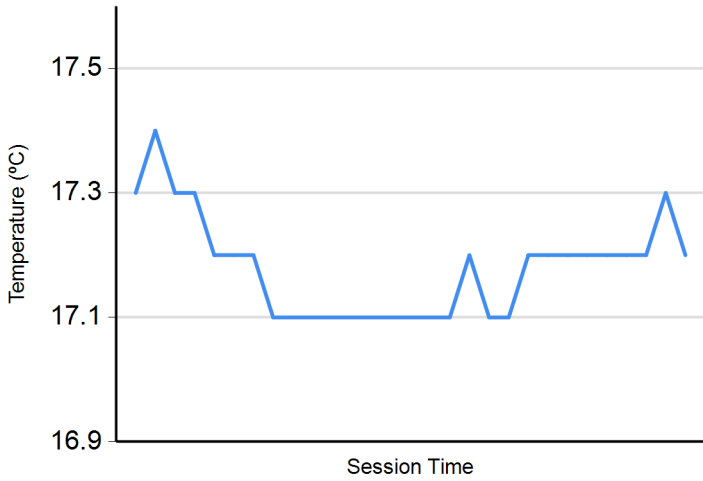
Euroformula Open

Race - 3

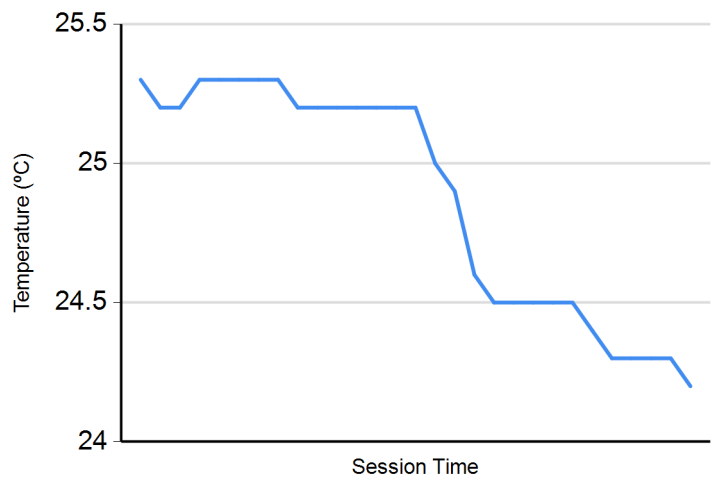
Weather Report



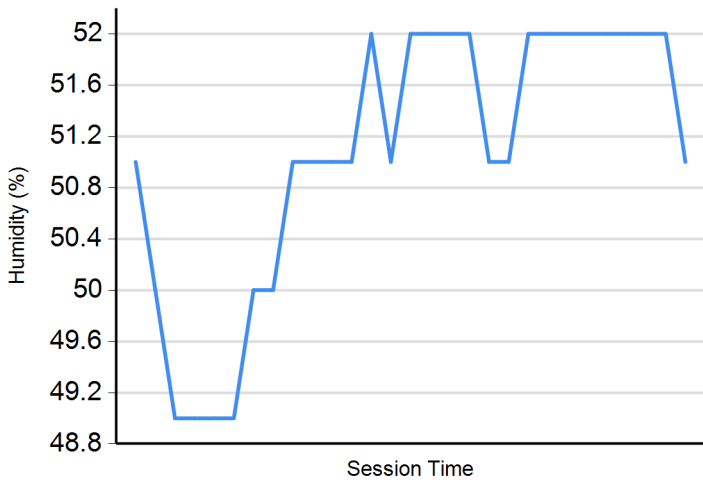
Air Temperature



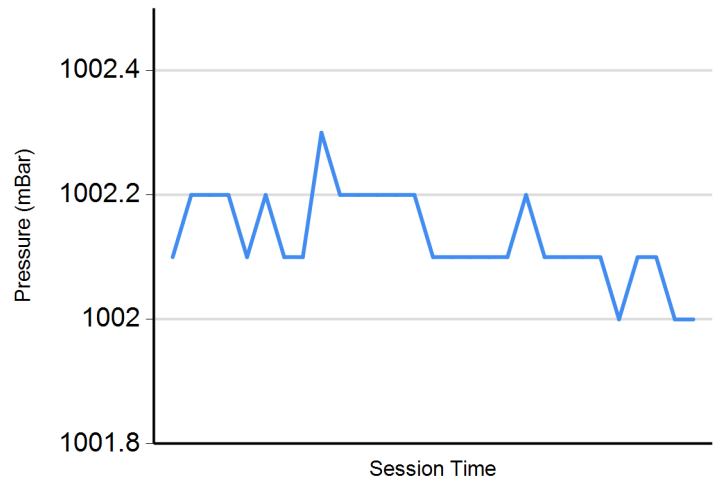
Track Temperature



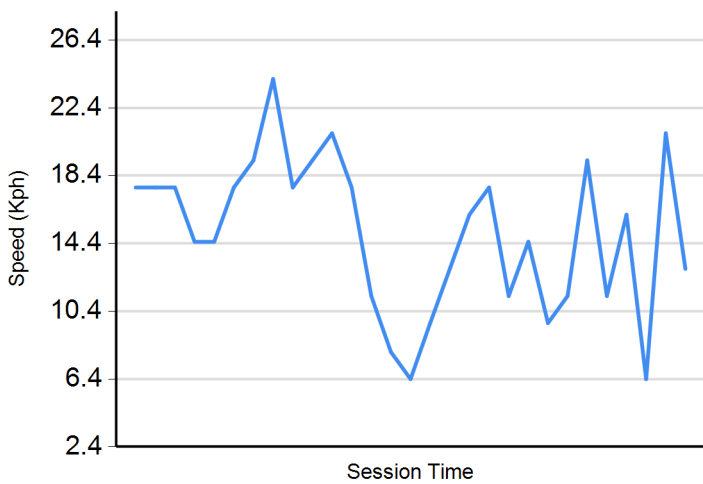
Humidity



Pressure



Wind Speed



Wind direction

North = 0°/360° Est = 90° South = 180° West = 270°

