

**Hockenheimring**  
**Euroformula Open**  
**Free Practice - 1**  
**Provisional Results**



Clas	B.	Driver	Nat	Cat	Clas	Team	Nat	Vehicle	Laps	Best	Time	Gap	Interval	Km/h
1	71	Brad Benavides				Team Motopark		Dallara F320 Spiess	17	14	1:32.461			178.0
2	41	Fernando Barrichello		R	1	Team Motopark		Dallara F320 Spiess	19	15	1:32.735	0.274	0.274	177.5
3	84	Francesco Simonazzi				BVM Racing		Dallara F320 Spiess	19	9	1:33.135	0.674	0.400	176.8
4	26	Jakob Bergmeister				Team Motopark		Dallara F320 Spiess	19	14	1:33.136	0.675	0.001	176.7
5	23	Michael Shin				Team Motopark		Dallara F320 Spiess	18	5	1:35.731	3.270	2.595	172.0
6	212	Paolo Brajnik		GC	1	NV Racing		Dallara F320 Spiess	17	14	1:35.952	3.491	0.221	171.6
7	11	Levente Revesz				Team Motopark		Dallara F320 Spiess	4	3	1:53.681	21.220	17.729	144.8

**\* PENALTIES**

CAR #23 - BEST LAP TIME DELETED DUE TRACK LIMITS

CAR #84 - BEST LAP TIME DELETED DUE TRACK LIMITS

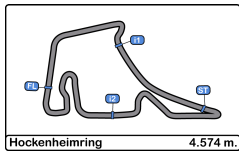
Published at:.....

Track Temp: & " 'š7 Air Temp: % ' ( 'š7 Humidity: 57 % Track Status: DRY

Race Director:

Timekeeper:





**Hockenheimring**  
**Euroformula Open**  
**Free Practice - 1**  
**Provisional Results by Category**



Rookie														
Clas	B	Driver	Nat	Cat	Clas	Team	Nat	Vehicle	Laps	Best	Time	Gap	Interval	Km/h
1	41	Fernando Barrichello		R	1	Team Motopark		Dallara F320 Spiess	19	15	1:32.735			177.5

GC														
Clas	B	Driver	Nat	Cat	Clas	Team	Nat	Vehicle	Laps	Best	Time	Gap	Interval	Km/h
1	212	Paolo Brajnik		GC	1	NV Racing		Dallara F320 Spiess	17	14	1:35.952			171.6

Clas	B	Driver	Nat	Cat	Clas	Team	Nat	Vehicle	Laps	Best	Time	Gap	Interval	Km/h
1	71	Brad Benavides				Team Motopark		Dallara F320 Spiess	17	14	1:32.461			178.0
2	84	Francesco Simonazzi				BVM Racing		Dallara F320 Spiess	19	9	1:33.135	0.674	0.674	176.8
3	26	Jakob Bergmeister				Team Motopark		Dallara F320 Spiess	19	14	1:33.136	0.675	0.001	176.7
4	23	Michael Shin				Team Motopark		Dallara F320 Spiess	18	5	1:35.731	3.270	2.595	172.0
5	11	Levente Revesz				Team Motopark		Dallara F320 Spiess	4	3	1:53.681	21.220	17.950	144.8

**\* PENALTIES**

CAR #23 - BEST LAP TIME DELETED DUE TRACK LIMITS

CAR #84 - BEST LAP TIME DELETED DUE TRACK LIMITS

Published at:.....

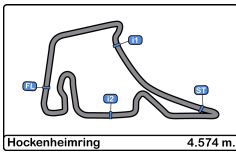
Track Temp: & " 'š Air Temp: % '( 'š Humidity: 57 % Track Status: DRY

Race Director:



Timekeeper:





**Hockenheimring**  
**Euroformula Open**  
**Free Practice - 1**  
**Lap Analysis**



**11** Levente Revesz Dallara F320 Spiess **41** Fernando Barrichello Dallara F320 Spiess

Team Motopark Rookie Team Motopark

Lap	D	Time	Sector 1	Sector 2	Sector 3	T. Spd	Elapsed	Lap	D	Time	Sector 1	Sector 2	Sector 3	T. Spd	Elapsed
1		9:45:17.888	P 9:43:43.354	52.849	41.685	06.4	9:45:17.888	1		9:45:57.539	P 9:44:21.176	50.312	46.051	07.1	9:45:57.539
2		4:59.481	3:38.479	49.726	<b>31.276</b>	06.7	9:50:17.369	2		5:13.335	3:53.923	48.069	31.343	07.4	9:51:10.874
3		<b>1:53.681</b>	P <b>21.779</b>	<b>47.130</b>	44.772	07.1	9:52:11.050	3		1:42.512	20.875	50.504	31.133	07.5	9:52:53.386
4		13:41.050	P 11:51.262	1:10.974	38.814	04.4	10:05:52.100	4		1:35.524	20.127	45.960	29.437	07.6	9:54:28.910
								5		<del>4:36.940</del>	19.802	48.212	28.896	06.5	9:56:05.820
								6		<del>4:36.958</del>	19.653	45.804	30.501	07.7	9:57:41.778
								7		1:35.892	21.401	45.291	29.200	07.6	9:59:17.670
								8		1:33.700	19.795	45.063	28.842	07.6	10:00:51.370
								9		1:42.709	P 19.755	44.993	37.961	07.6	10:02:34.079
								10		3:11.381	P 1:45.715	45.608	40.058	07.6	10:05:45.460
								11		5:19.614	3:58.820	49.608	31.186	07.0	10:11:05.074
								12		1:36.508	20.848	46.078	29.582	07.5	10:12:41.582
								13		1:33.351	19.798	45.015	28.538	07.6	10:14:14.933
								14		1:32.845	19.557	44.841	<b>28.447</b>	07.6	10:15:47.778
								15		<b>1:32.735</b>	<b>19.384</b>	<b>44.747</b>	28.604	07.6	10:17:20.513
								16		1:43.778	22.242	47.976	33.560	07.6	10:19:04.291
								17		1:42.197	22.461	48.500	31.236	06.8	10:20:46.488
								18		1:41.887	P 19.660	45.030	37.197	07.6	10:22:28.375
								19		2:11.452	P 49.746	45.292	36.414	07.6	10:24:39.827

**23** Michael Shin Dallara F320 Spiess **71** Brad Benavides Dallara F320 Spiess

Team Motopark Team Motopark

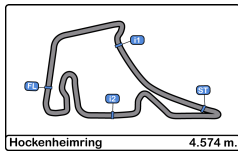
Lap	D	Time	Sector 1	Sector 2	Sector 3	T. Spd	Elapsed	Lap	D	Time	Sector 1	Sector 2	Sector 3	T. Spd	Elapsed
1		9:46:49.083	P 9:44:42.209	1:21.325	45.549	05.8	9:46:49.083	1		9:45:06.510	P 9:43:38.878	49.600	38.032	06.8	9:45:06.510
2		5:32.787	P 3:59.040	51.273	42.474	07.0	9:52:21.870	2		4:21.574	2:59.094	50.107	32.373	06.7	9:49:28.084
3		2:14.899	52.500	50.579	31.820	06.8	9:54:36.769	3		1:39.185	21.210	48.502	29.473	07.0	9:51:07.269
4		1:37.870	21.439	46.117	30.314	07.5	9:56:14.639	4		1:33.693	19.959	45.165	28.569	07.5	9:52:40.962
5		<b>1:35.731</b>	20.291	45.732	29.708	07.6	9:57:50.370	5		1:55.944	23.411	1:00.146	32.387	06.0	9:54:36.906
6		<del>4:34.955</del>	19.958	45.438	29.559	07.6	9:59:25.325	6		1:44.218	20.855	53.564	29.799	07.4	9:56:21.124
7		<del>4:34.384</del>	19.744	45.279	29.358	07.6	10:00:59.706	7		1:32.819	19.518	44.898	28.403	07.6	9:57:53.943
8		<del>4:34.252</del>	19.806	45.297	29.149	07.6	10:02:33.958	8		1:47.773	22.583	54.238	30.952	06.1	9:59:41.716
9		<del>4:42.228</del>	P 19.838	45.303	37.087	07.6	10:04:16.186	9		1:32.665	19.525	44.795	28.345	07.6	10:01:14.381
10		6:53.226	5:29.972	51.119	32.135	07.2	10:11:09.412	10		1:39.873	P 20.903	44.863	34.107	07.6	10:02:54.254
11		1:37.184	21.619	45.857	29.708	07.5	10:12:46.596	11		11:17.812	9:50.704	50.646	36.462	06.7	10:14:12.066
12		<del>4:34.447</del>	20.034	45.050	29.033	07.6	10:14:20.713	12		1:40.743	21.579	49.225	29.939	06.8	10:15:52.809
13		<del>4:33.897</del>	19.753	45.149	<b>28.995</b>	07.6	10:15:54.610	13		1:40.171	20.773	50.012	29.386	06.4	10:17:32.980
14		<del>4:33.847</del>	<b>19.741</b>	45.049	29.027	07.6	10:17:28.427	14		<b>1:32.461</b>	19.486	<b>44.601</b>	28.374	07.6	10:19:05.441
15		<del>4:34.974</del>	19.933	<b>45.017</b>	29.121	07.6	10:19:02.498	15		1:38.368	20.351	49.233	28.784	06.7	10:20:43.809
16		<del>4:57.987</del>	20.037	1:00.172	36.878	07.6	10:20:59.585	16		1:32.474	<b>19.360</b>	44.917	<b>28.197</b>	07.6	10:22:16.283
17		<del>4:34.443</del>	20.340	45.093	29.010	07.6	10:22:34.028	17		1:41.364	P 20.561	44.680	36.123	07.6	10:23:57.647
18		1:44.011	P 21.241	45.632	37.138	07.6	10:24:18.039								

**26** Jakob Bergmeister Dallara F320 Spiess

Team Motopark

Lap	D	Time	Sector 1	Sector 2	Sector 3	T. Spd	Elapsed
1		9:45:24.746	P 9:43:47.108	53.050	44.588	06.6	9:45:24.746
2		4:11.636	2:51.547	48.890	31.199	07.1	9:49:36.382
3		1:38.155	21.181	46.333	30.641	07.4	9:51:14.537
4		1:35.457	20.290	45.713	29.454	07.5	9:52:49.994
5		1:34.790	19.984	45.503	29.303	07.6	9:54:24.784
6		1:34.222	19.923	45.212	29.087	07.6	9:55:59.006
7		1:33.996	19.795	45.090	29.111	07.6	9:57:33.002
8		1:34.175	19.929	45.186	29.060	07.6	9:59:07.177
9		1:43.116	P 19.937	45.571	37.608	07.6	10:00:50.293
10		9:53.953	8:33.205	49.101	31.647	07.1	10:10:44.246
11		1:37.901	21.371	46.855	29.675	07.4	10:12:22.147
12		<del>4:34.268</del>	20.095	45.173	29.100	07.6	10:13:56.515
13		1:33.599	19.676	45.124	28.799	07.6	10:15:30.114
14		<b>1:33.136</b>	<b>19.585</b>	44.894	<b>28.657</b>	07.6	10:17:03.250
15		1:43.132	19.749	49.547	33.836	07.6	10:18:46.382
16		1:39.443	21.928	48.229	29.286	07.4	10:20:25.825
17		1:33.409	19.771	44.885	28.753	07.6	10:21:59.234
18		1:34.633	19.753	<b>44.808</b>	30.072	07.6	10:23:33.867
19		1:41.714	P 20.204	45.241	36.269	07.6	10:25:15.581





**Hockenheimring**  
**Euroformula Open**  
**Free Practice - 1**  
**Lap Analysis**



84

Francesco Simonazzi

Dallara F320 Spiess

BVM Racing

Lap	D	Time	Sector 1	Sector 2	Sector 3	T. Spd	Elapsed
1		9:45:19.122 P	9:43:47.527	49.559	42.036	07.0	9:45:19.122
2		4:28.113	3:11.605	46.290	30.218	07.5	9:49:47.235
3		1:35.484	20.811	45.276	29.397	07.6	9:51:22.719
4		1:34.032	20.098	44.942	28.992	07.6	9:52:56.751
5		1:33.660	20.053	44.911	28.696	07.7	9:54:30.411
6		1:33.140	19.744	44.686	28.710	07.7	9:56:03.551
7		1:35.762	20.566	44.968	30.228	07.6	9:57:39.313
8		1:52.216	24.641	55.610	31.965	06.3	9:59:31.529
9		1:33.135	19.705	44.853	28.577	07.6	10:01:04.664
10		1:33.017	19.674	44.730	28.613	07.7	10:02:37.681
11		1:41.539 P	20.063	45.252	36.224	07.7	10:04:19.220
12		9:20.548	7:59.338	49.639	31.571	07.4	10:13:39.768
13		1:35.819	20.641	46.385	28.793	07.5	10:15:15.587
14		1:33.177	19.672	45.038	28.467	07.6	10:16:48.764
15		1:32.847	19.634	44.764	28.449	07.6	10:18:21.611
16		1:33.147	19.615	44.856	28.676	07.6	10:19:54.758
17		1:46.373	19.895	54.002	32.476	06.7	10:21:41.131
18		1:32.950	19.696	44.930	28.324	07.6	10:23:14.081
19		1:44.668 P	19.811	44.863	39.994	07.6	10:24:58.749

212

Paolo Brajnik

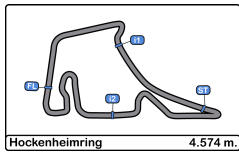
Dallara F320 Spiess

GC

NV Racing

Lap	D	Time	Sector 1	Sector 2	Sector 3	T. Spd	Elapsed
1		9:45:41.025	9:44:11.143	53.728	36.154	07.0	9:45:41.025
2		1:43.601	22.549	48.355	32.697	07.4	9:47:24.626
3		1:42.224	21.453	47.129	33.642	07.5	9:49:06.850
4		1:39.333	21.272	46.506	31.555	07.5	9:50:46.183
5		1:54.510 P	21.785	46.816	45.909	07.5	9:52:40.693
6		3:22.526	2:01.524	49.705	31.297	07.4	9:56:03.219
7		1:38.451	21.564	46.084	30.803	07.6	9:57:41.670
8		1:38.783	22.310	45.745	30.728	07.6	9:59:20.453
9		1:52.804 P	20.978	46.814	45.012	07.6	10:01:13.257
10		6:27.404	5:10.013	46.744	30.647	07.3	10:07:40.661
11		1:36.982	20.885	45.663	30.434	07.5	10:09:17.643
12		1:36.585	20.527	45.697	30.361	07.6	10:10:54.228
13		1:36.812	20.687	45.955	30.170	07.5	10:12:31.040
14		1:35.952	20.350	45.624	29.978	07.6	10:14:06.992
15		1:36.293	20.462	45.493	30.338	07.6	10:15:43.285
16		1:54.740	20.877	1:02.085	31.778	05.9	10:17:38.025
17		1:51.310 P	21.790	47.584	41.936	07.5	10:19:29.335



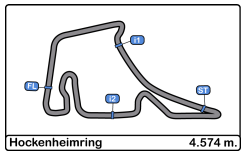


**Hockenheimring**  
**Euroformula Open**  
**Free Practice - 1**  
**Best Sectors Results**



Sector - 1			Sector - 2			Sector - 3			Ideal Lap vs Best Lap						
Clas	B_	Driver	Time	B_	Driver	Time	B_	Driver	Time	Clas	B_	Driver	Ideal Lap	Best Lap	Clas
1	71	Brad Benavides	19.360	71	Brad Benavides	44.601	71	Brad Benavides	28.197	1	71	Brad Benavides	1:32.158	1:32.461	1
2	41	Fernando Barrichello	19.384	84	Francesco Simonazzi	44.686	84	Francesco Simonazzi	28.324	2	41	Fernando Barrichello	1:32.578	1:32.735	2
3	26	Jakob Bergmeister	19.585	41	Fernando Barrichello	44.747	41	Fernando Barrichello	28.447	3	84	Francesco Simonazzi	1:32.625	1:33.135	3
4	84	Francesco Simonazzi	19.615	26	Jakob Bergmeister	44.808	26	Jakob Bergmeister	28.657	4	26	Jakob Bergmeister	1:33.050	1:33.136	4
5	23	Michael Shin	19.741	23	Michael Shin	45.017	23	Michael Shin	28.995	5	23	Michael Shin	1:33.753	1:35.731	5
6	21	Paolo Brajnik	20.350	212	Paolo Brajnik	45.493	212	Paolo Brajnik	29.978	6	212	Paolo Brajnik	1:35.821	1:35.952	6
7	11	Levente Revesz	21.779	11	Levente Revesz	47.130	11	Levente Revesz	31.276	7	11	Levente Revesz	1:40.185	1:53.681	7



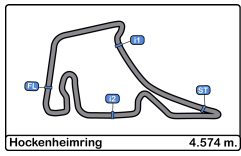


**Hockenheimring**  
**Euroformula Open**  
**Free Practice - 1**  
**Best 5 Lap Times**



Cls	B_ Driver	Nat	Cat	Cls	Team	Nat	Vehicle	Best 1		Best 2		Best 3		Best 4		Best 5		
								Time	Lap	Time	Lap	Time	Lap	Time	Lap	Time	Lap	
1	71 Brad Benavides		USA		Team Motopark		DEU	Dallara F320 Spiess	1:32.461	14	1:32.474	16	1:32.665	9	1:32.819	7	1:33.693	4
2	41 Fernando Barrichello		BRA	R	1 Team Motopark		DEU	Dallara F320 Spiess	1:32.735	15	1:32.845	14	1:33.351	13	1:33.700	8	1:35.524	4
3	84 Francesco		ITA		BVM Racing		ITA	Dallara F320 Spiess	1:33.135	9	1:33.140	6	1:33.177	14	1:33.660	5	1:34.032	4
4	26 Jakob Bergmeister		DEU		Team Motopark		DEU	Dallara F320 Spiess	1:33.136	14	1:33.409	17	1:33.599	13	1:33.996	7	1:34.175	8
5	23 Michael Shin		KOR		Team Motopark		DEU	Dallara F320 Spiess	1:35.731	5	1:37.184	11	1:37.870	4	1:44.011	18	2:14.899	3
6	212 Paolo Brajnik		HRV	GC	1 NV Racing		HRV	Dallara F320 Spiess	1:35.952	14	1:36.293	15	1:36.585	12	1:36.812	13	1:36.982	11
7	11 Levente Revesz		HUN		Team Motopark		DEU	Dallara F320 Spiess	1:53.681	3	4:59.481	2	13:41.05	4				



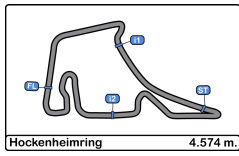


**Hockenheimring**  
**Euroformula Open**  
**Free Practice - 1**  
**Best 5 Top Speeds**



Clas	B_ Driver	Nat	Cat	Cls	Team	Nat	Vehicle	Top 1		Top 2		Top 3		Top 4		Top 5		Avg
								Km/h	Lap	Km/h	Lap	Km/h	Lap	Km/h	Lap	Km/h	Lap	
1	84 Francesco Simonazzi		ITA		BVM Racing		Dallara F320 Spiess	07.7	5	07.7	6	07.7	10	07.7	11	07.6	9	07.7
2	41 Fernando Barrichello		BRA	R	1 Team Motopark		Dallara F320 Spiess	07.7	6	07.6	14	07.6	15	07.6	18	07.6	8	07.6
3	71 Brad Benavides		USA		Team Motopark		Dallara F320 Spiess	07.6	14	07.6	10	07.6	17	07.6	9	07.6	16	07.6
4	212 Paolo Brajnik		SRB	GC	1 NV Racing		Dallara F320 Spiess	07.6	7	07.6	8	07.6	9	07.6	15	07.6	14	07.6
5	23 Michael Shin		KOR		Team Motopark		Dallara F320 Spiess	07.6	13	07.6	14	07.6	15	07.6	16	07.6	7	07.6
6	26 Jakob Bergmeister		DEU		Team Motopark		Dallara F320 Spiess	07.6	18	07.6	6	07.6	17	07.6	14	07.6	15	07.6
7	11 Levente Revesz		HUN		Team Motopark		Dallara F320 Spiess	07.1	3	06.7	2	06.4	1	04.4	4			06.2





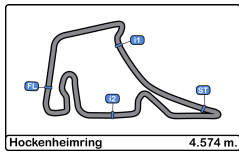
**Hockenheimring**  
**Euroformula Open**  
**Free Practice - 1**  
**Fastest Laps Sequence**



Lap	Time of Day	Session Time	B. Driver	Nat	Cat	Team	Nat	Vehicle	Time	Km/h
2	9:47:24.626	5:24.626	212 Paolo Brajnik		SRB	GC NV Racing		Dallara F320 Spiess	1:43.601	158.9
3	9:49:06.850	7:06.850	212 Paolo Brajnik		SRB	GC NV Racing		Dallara F320 Spiess	1:42.224	161.0
4	9:50:46.183	8:46.183	212 Paolo Brajnik		SRB	GC NV Racing		Dallara F320 Spiess	1:39.333	165.7
3	9:51:07.269	9:07.269	71 Brad Benavides		USA	Team Motopark		Dallara F320 Spiess	1:39.185	166.0
3	9:51:14.537	9:14.537	26 Jakob Bergmeister		DEU	Team Motopark		Dallara F320 Spiess	1:38.155	167.7
3	9:51:22.719	9:22.719	84 Francesco Simonazzi		ITA	BVM Racing		Dallara F320 Spiess	1:35.484	172.4
4	9:52:40.962	10:40.962	71 Brad Benavides		USA	Team Motopark		Dallara F320 Spiess	1:33.693	175.7
5	9:54:30.411	12:30.411	84 Francesco Simonazzi		ITA	BVM Racing		Dallara F320 Spiess	1:33.660	175.8
6	9:56:03.551	14:03.551	84 Francesco Simonazzi		ITA	BVM Racing		Dallara F320 Spiess	1:33.140	176.7
7	9:57:53.943	15:53.943	71 Brad Benavides		USA	Team Motopark		Dallara F320 Spiess	1:32.819	177.4
9	10:01:14.381	19:14.381	71 Brad Benavides		USA	Team Motopark		Dallara F320 Spiess	1:32.665	177.6
14	10:19:05.441	37:05.441	71 Brad Benavides		USA	Team Motopark		Dallara F320 Spiess	1:32.461	178.0





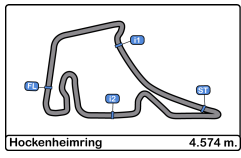


**Hockenheimring**  
**Euroformula Open**  
**Free Practice - 1**  
**Event Best Maximum Speed**



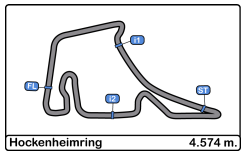
B.	Driver	Nat	Cat	Clas	Team	Nat	Vehicle	Km/h	Session
84	Francesco Simonazzi		ITA		BVM Racing		Dallara F320 Spiess	07.7	Free Practice - 1
41	Fernando Barrichello		BRA	R 1	Team Motopark		Dallara F320 Spiess	07.7	Free Practice - 1
71	Brad Benavides		USA		Team Motopark		Dallara F320 Spiess	07.6	Free Practice - 1
212	Paolo Brajnik		SRB	GC 1	NV Racing		Dallara F320 Spiess	07.6	Free Practice - 1
23	Michael Shin		KOR		Team Motopark		Dallara F320 Spiess	07.6	Free Practice - 1
26	Jakob Bergmeister		DEU		Team Motopark		Dallara F320 Spiess	07.6	Free Practice - 1
11	Levente Revesz		HUN		Team Motopark		Dallara F320 Spiess	07.1	Free Practice - 1



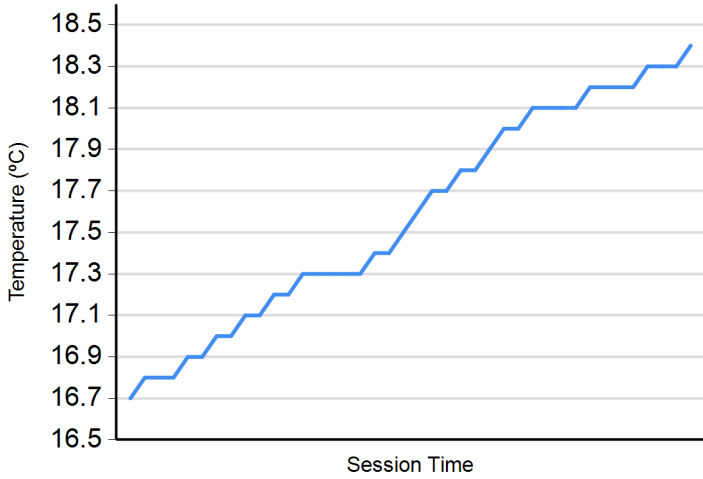


**Hockenheimring**  
**Euroformula Open**  
**Free Practice - 1**  
**Pit Stop Analysis**

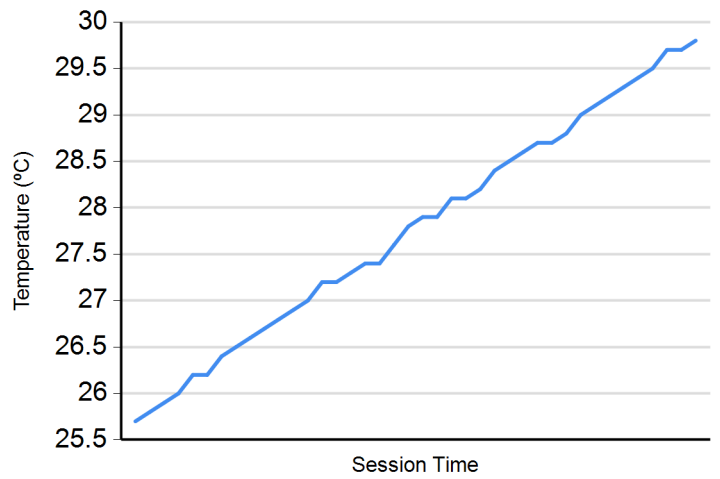




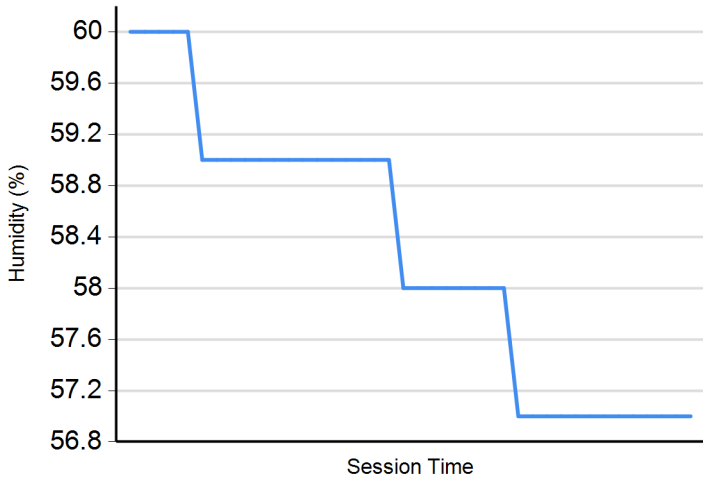
**Air Temperature**



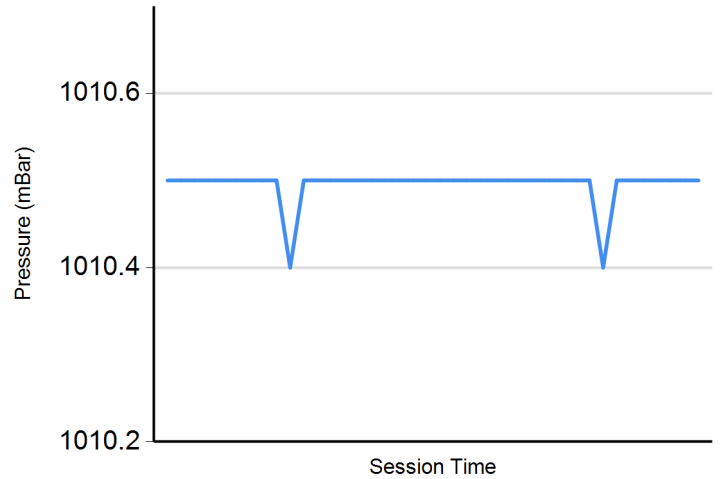
**Track Temperature**



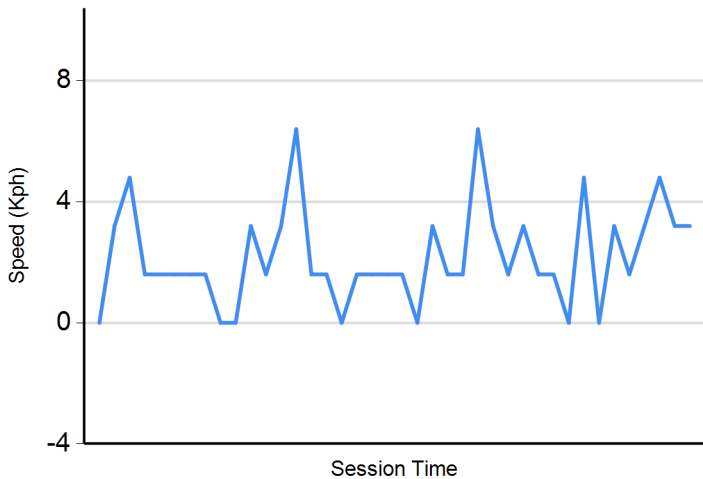
**Humidity**



**Pressure**



**Wind Speed**



**Wind direction**

North = 0°/360° Est = 90° South = 180° West = 270°

