

**Hockenheimring**  
**Euroformula Open**  
**Free Practice - 2**  
**Provisional Results**



Clas	B.	Driver	Nat	Cat	Clas	Team	Nat	Vehicle	Laps	Best	Time	Gap	Interval	Km/h
1	71	Brad Benavides				Team Motopark		Dallara F320 Spiess	16	9	1:32.256			178.4
2	11	Levente Revesz				Team Motopark		Dallara F320 Spiess	17	16	1:33.221	0.965	0.965	176.6
3	26	Jakob Bergmeister				Team Motopark		Dallara F320 Spiess	18	11	1:33.562	1.306	0.341	175.9
4	84	Francesco Simonazzi				BVM Racing		Dallara F320 Spiess	18	7	1:34.520	2.264	0.958	174.2
5	23	Michael Shin				Team Motopark		Dallara F320 Spiess	19	6	1:35.115	2.859	0.595	173.1
6	212	Paolo Brajnik		GC	1	NV Racing		Dallara F320 Spiess	17	15	1:36.163	3.907	1.048	171.2
7	41	Fernando Barrichello		R	1	Team Motopark		Dallara F320 Spiess	18	11	1:37.129	4.873	0.966	169.5

**\* PENALTIES**

CARS 23 AND 84 BEST LAP WILL BE DELETED - MORE THAN 3 TRACK LIMITS

CAR 41 BEST LAP WILL BE DELETED - MORE THAN 3 TRACK LIMITS

CARS 23, 84 AND 41 SECOND BEST LAP WILL BE DELETED - MORE THAN 4 TRACK LIMITS

Published at:.....

Track Temp: ( \$ ) ' 57 Air Temp: & '% 57 Humidity: 36 % Track Status: DRY

**Race Director:**

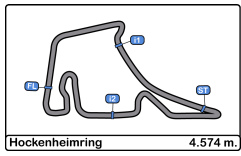
Neus Úñ ãñ ãñ Úñ ãñ ãñ ãñ

DPB-0825-ESP/CAT

**Timekeeper:**

S. O. O. O. O.  
 JOB-2654-ESP/M





**Hockenheimring**  
**Euroformula Open**  
**Free Practice - 2**  
**Track Limit**



The Stewards, having received a report from Race Director, have considered the following matter and determine the following:

**Session** Free Practice - 2

**Fact** The cars below did not use the track at the turns listed below

**Infringement** Breach of Appendix L Chapter IV Article 2 c) of the FIA International Sporting Code and Article 19.4/19.5 of the Sporting Regulations.

**Decision** Deletion of the lap times shown in accordance with Article 12.4.1.e of the FIA International Sporting Code.

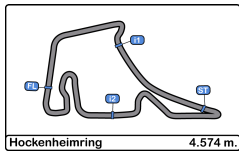
**Note**

- Certain decisions of the Stewards are subject to appeal (Article 15 of the FIA International Sporting Code).
- These penalties are not subject to appeal Article.12.3.4 of the FIA International Sporting Code and Article 16.5 of the Sporting Regulations.
- According to Article.12.3.3.b of the FIA International Sporting Code these decisions become immediately binding even in case of an appeal.

Ord	Turn	B. Driver	Entrant/Team	Time of Day	Lap Time
1	1	71 Brad Benavides	Team Motopark	14:41:35.770	1:48.326
2	6	23 Michael Shin	Team Motopark	14:41:48.877	1:35.353
3	1	11 Levente Revesz	Team Motopark	14:42:09.593	1:39.075
4	1	23 Michael Shin	Team Motopark	14:45:04.806	1:40.548
5	1	212 Paolo Brajnik	NV Racing	14:45:53.397	1:36.891
6	0	84 Francesco Simonazzi	BVM Racing	14:50:02.914	1:34.258
7	0	41 Fernando Barrichello	Team Motopark	14:52:37.931	1:33.777
8	1	41 Fernando Barrichello	Team Motopark	14:54:11.330	1:33.399
9	0	23 Michael Shin	Team Motopark	14:57:08.141	1:34.106
10	1	212 Paolo Brajnik	NV Racing	14:57:23.588	1:47.986
11	0	23 Michael Shin	Team Motopark	14:58:41.729	1:33.588
12	1	26 Jakob Bergmeister	Team Motopark	14:59:28.094	1:38.045
13	1	71 Brad Benavides	Team Motopark	15:01:15.095	1:32.353
14	1	23 Michael Shin	Team Motopark	15:01:57.662	1:33.754
15	1	84 Francesco Simonazzi	BVM Racing	15:03:34.177	1:32.770
16	1	212 Paolo Brajnik	NV Racing	15:04:41.228	1:37.728
17	1	84 Francesco Simonazzi	BVM Racing	15:05:06.492	1:32.315
18	1	11 Levente Revesz	Team Motopark	15:06:26.970	1:32.911
19	0	84 Francesco Simonazzi	BVM Racing	15:06:39.486	1:32.994
20	0	41 Fernando Barrichello	Team Motopark	15:06:52.041	1:33.225
21	1	41 Fernando Barrichello	Team Motopark	15:08:25.064	1:33.023
22	1	84 Francesco Simonazzi	BVM Racing	15:10:13.840	1:32.709
23	1	84 Francesco Simonazzi	BVM Racing	15:11:46.704	1:32.864
24	1	41 Fernando Barrichello	Team Motopark	15:11:51.028	1:45.291
25	1	23 Michael Shin	Team Motopark	15:12:35.834	1:33.514
26	1	41 Fernando Barrichello	Team Motopark	15:13:24.598	1:33.570
27	1	84 Francesco Simonazzi	BVM Racing	15:13:30.689	1:43.985
28	1	23 Michael Shin	Team Motopark	15:14:17.146	1:41.312
29	1	71 Brad Benavides	Team Motopark	15:15:01.153	1:38.727
30	1	23 Michael Shin	Team Motopark	15:15:50.703	1:33.557

The Stewards:





**Hockenheimring**  
**Euroformula Open**  
**Free Practice - 2**  
**Provisional Results by Category**



Rookie														
Clas	B	Driver	Nat	Cat	Clas	Team	Nat	Vehicle	Laps	Best	Time	Gap	Interval	Km/h
1	41	Fernando Barrichello		R	1	Team Motopark		Dallara F320 Spiess	18	11	1:37.129			169.5

GC														
Clas	B	Driver	Nat	Cat	Clas	Team	Nat	Vehicle	Laps	Best	Time	Gap	Interval	Km/h
1	212	Paolo Brajnik		GC	1	NV Racing		Dallara F320 Spiess	17	15	1:36.163			171.2

Clas	B	Driver	Nat	Cat	Clas	Team	Nat	Vehicle	Laps	Best	Time	Gap	Interval	Km/h
1	71	Brad Benavides				Team Motopark		Dallara F320 Spiess	16	9	1:32.256			178.4
2	11	Levente Revesz				Team Motopark		Dallara F320 Spiess	17	16	1:33.221	0.965	0.965	176.6
3	26	Jakob Bergmeister				Team Motopark		Dallara F320 Spiess	18	11	1:33.562	1.306	0.341	175.9
4	84	Francesco Simonazzi				BVM Racing		Dallara F320 Spiess	18	7	1:34.520	2.264	0.958	174.2
5	23	Michael Shin				Team Motopark		Dallara F320 Spiess	19	6	1:35.115	2.859	0.595	173.1

**\* PENALTIES**

- CARS 23 AND 84 BEST LAP WILL BE DELETED - MORE THAN 3 TRACK LIMITS
- CAR 41 BEST LAP WILL BE DELETED - MORE THAN 3 TRACK LIMITS
- CARS 23, 84 AND 41 SECOND BEST LAP WILL BE DELETED - MORE THAN 4 TRACK LIMITS

Published at:.....

Track Temp: ( \$ ) ' 57 Air Temp: & '% 57 Humidity: 36 % Track Status: DRY

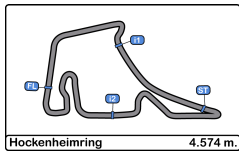
**Race Director:**

Neus Úññ ãñ ãñ Úññ :[[ e  
 DPB-0825-ESP/CAT

**Timekeeper:**

JOB-2654-ESP/M





**Hockenheimring**  
**Euroformula Open**  
**Free Practice - 2**  
**Lap Analysis**



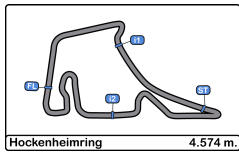
**11** Levente Revesz Dallara F320 Spiess **26** Jakob Bergmeister Dallara F320 Spiess

Team Motopark							Team Motopark										
Lap	D	Time	Sector 1	Sector 2	Sector 3	T. Spd	Elapsed	Lap	D	Time	Sector 1	Sector 2	Sector 3	T. Spd	Elapsed		
1		14:37:15.650	14:35:53.267	49.871	32.512	197.8	14:37:15.650	1		14:37:26.662	14:35:54.018	50.405	42.239	200.3	14:37:26.662		
2		1:39.715	22.049	47.085	30.581	216.4	14:38:55.365	2		2:32.405	1:04.466	48.018	39.921	214.2	14:39:59.067		
3		1:35.153	20.256	45.505	29.392	227.3	14:40:30.518	3		2:15.540	49.577	54.277	31.686	200.7	14:42:14.607		
4		<del>1:39.075</del>	20.070	48.333	30.672	227.3	14:42:09.593	4		1:36.393	20.870	46.007	29.516	224.0	14:43:51.000		
5		1:34.749	19.984	45.477	29.288	228.3	14:43:44.342	5		1:35.416	20.479	45.655	29.282	226.4	14:45:26.416		
6		1:47.499	P	21.412	46.417	39.670	229.2	14:45:31.841	6		1:35.201	20.200	45.612	29.389	226.8	14:47:01.617	
7		2:20.547	P	49.832	49.328	41.387	226.4	14:47:52.388	7		1:44.519	P	21.065	46.316	37.138	227.8	14:48:46.136
8		12:07.037	10:38.814	54.396	33.827	193.8	14:59:59.425	8		9:03.913	7:41.096	50.924	31.893	211.3	14:57:50.049		
9		1:40.579	22.998	48.014	29.567	222.6	15:01:40.004	9		<del>1:38.045</del>	21.580	47.148	29.317	223.1	14:59:28.094		
10		1:33.252	19.513	45.098	28.641	232.7	15:03:13.256	10		1:34.035	19.981	45.374	<b>28.680</b>	230.2	15:01:02.129		
11		1:40.803	22.335	48.203	30.265	232.7	15:04:54.059	11		<b>1:33.562</b>	<b>19.675</b>	45.122	28.765	230.7	15:02:35.691		
12		<del>1:32.944</del>	<b>19.375</b>	<b>44.920</b>	28.616	231.7	15:06:26.970	12		1:33.675	19.788	45.155	28.732	230.7	15:04:09.366		
13		1:47.791	P	21.475	46.506	39.810	232.2	15:08:14.761	13		1:42.383	P	19.813	45.354	37.216	229.2	15:05:51.749
14		2:42.916	1:26.020	47.123	29.773	230.2	15:10:57.677	14		5:32.970	4:16.936	46.780	29.254	223.1	15:11:24.719		
15		1:33.622	19.718	45.065	28.839	231.2	15:12:31.299	15		1:33.936	19.956	<b>45.079</b>	28.901	229.2	15:12:58.655		
16		<b>1:33.221</b>	19.537	45.070	<b>28.614</b>	230.7	15:14:04.520	16		1:33.772	19.725	45.347	28.700	228.3	15:14:32.427		
17		1:47.185	P	20.947	47.455	38.783	229.7	15:15:51.705	17		1:37.019	22.205	45.660	29.154	228.3	15:16:09.446	
18									18		1:43.716	P	20.536	45.877	37.303	229.2	15:17:53.162

**23** Michael Shin Dallara F320 Spiess **41** Fernando Barrichello Dallara F320 Spiess

Team Motopark							Rookie							Team Motopark						
Lap	D	Time	Sector 1	Sector 2	Sector 3	T. Spd	Elapsed	Lap	D	Time	Sector 1	Sector 2	Sector 3	T. Spd	Elapsed					
1		14:38:11.315	P	14:36:44.432	48.436	38.447	221.3	14:38:11.315	1		14:37:19.022	14:35:57.023	49.614	32.385	223.1	14:37:19.022				
2		2:02.209	45.943	46.763	29.503	225.0	14:40:13.524	2		1:51.525	P	22.002	46.948	42.575	227.8	14:39:10.547				
3		<del>1:35.353</del>	20.271	45.702	29.380	228.3	14:41:48.877	3		2:15.649	P	49.134	46.351	40.164	227.3	14:41:26.196				
4		1:35.381	20.290	45.667	29.424	228.8	14:43:24.258	4		2:19.754	P	54.266	46.259	39.229	227.8	14:43:45.950				
5		<del>1:40.548</del>	20.345	49.288	30.915	230.2	14:45:04.806	5		5:39.141	4:17.938	49.274	31.929	218.6	14:49:25.091					
6		<b>1:35.115</b>	20.247	45.551	29.317	230.7	14:46:39.921	6		1:39.063	22.029	47.585	29.449	225.9	14:51:04.154					
7		1:44.003	P	21.391	45.681	36.931	230.2	14:48:23.924	7		<del>1:33.777</del>	19.715	45.302	28.760	232.2	14:52:37.931				
8		5:33.018	4:10.438	50.698	31.882	219.0	14:53:56.942	8		<del>1:33.399</del>	<b>19.518</b>	45.079	28.802	232.7	14:54:11.330					
9		1:37.093	21.175	46.370	29.548	229.2	14:55:34.035	9		1:47.299	P	21.601	46.889	38.809	232.7	14:55:58.629				
10		<del>1:34.106</del>	19.928	45.293	28.885	231.2	14:57:08.141	10		7:43.058	6:19.604	50.009	33.445	228.8	15:03:41.687					
11		<del>1:33.588</del>	<b>19.655</b>	45.212	<b>28.721</b>	231.2	14:58:41.729	11		<b>1:37.129</b>	21.644	46.131	29.354	231.7	15:05:18.816					
12		1:42.179	20.538	51.310	30.331	206.8	15:00:23.908	12		<del>1:33.225</del>	19.696	44.914	28.615	233.2	15:06:52.041					
13		<del>1:33.754</del>	19.777	45.123	28.854	232.7	15:01:57.662	13		<del>1:33.023</del>	19.562	<b>44.867</b>	<b>28.594</b>	233.7	15:08:25.064					
14		1:49.282	P	21.394	50.250	37.638	232.7	15:03:46.944	14		1:40.673	22.239	47.646	30.788	233.2	15:10:05.737				
15		7:15.376	5:57.679	46.311	31.386	231.2	15:11:02.320	15		<del>1:45.294</del>	21.549	53.085	30.657	219.0	15:11:51.028					
16		<del>1:33.514</del>	19.716	44.946	28.852	231.7	15:12:35.834	16		<del>1:33.570</del>	19.674	45.162	28.734	233.2	15:13:24.598					
17		<del>1:41.342</del>	19.728	50.315	31.269	232.2	15:14:17.146	17		1:38.455	21.309	47.362	29.784	233.2	15:15:03.053					
18		<del>1:33.557</del>	19.770	<b>44.933</b>	28.854	231.7	15:15:50.703	18		1:44.820	P	19.891	45.156	39.773	233.2	15:16:47.873				
19		1:49.110	P	22.128	47.287	39.695	232.2	15:17:39.813												





**Hockenheimring**  
**Euroformula Open**  
**Free Practice - 2**  
**Lap Analysis**



71

Brad Benavides

Dallara F320 Spiess

212

Paolo Brajnjk

Dallara F320 Spiess

Team Motopark GC

NV Racing

Lap	D	Time	Sector 1	Sector 2	Sector 3	T. Spd	Elapsed	Lap	D	Time	Sector 1	Sector 2	Sector 3	T. Spd	Elapsed
1		14:37:21.965 P	14:35:52.445	49.489	40.031	210.9	14:37:21.965	1		14:37:40.642	14:36:16.019	51.416	33.207	197.0	14:37:40.642
2		2:25.479	1:05.452	48.935	31.092	217.7	14:39:47.444	2		1:39.884	22.084	46.999	30.801	229.2	14:39:20.526
3		<del>1:49.326</del> P	20.916	46.163	41.247	228.8	14:41:35.770	3		1:37.120	20.633	46.096	30.391	229.7	14:40:57.646
4		2:17.247	1:01.575	45.975	29.697	228.3	14:43:53.017	4		1:36.939	20.543	45.718	30.678	229.2	14:42:34.585
5		1:34.308	19.881	45.139	29.288	233.7	14:45:27.325	5		1:41.921	20.718	46.129	35.074	230.2	14:44:16.506
6		1:40.133 P	19.987	45.300	34.846	236.8	14:47:07.458	6		<del>1:36.894</del>	21.170	45.821	29.900	230.7	14:45:53.397
7		7:44.788	6:18.711	53.253	32.824	214.7	14:54:52.246	7		1:36.522	20.398	45.921	30.203	230.7	14:47:29.919
8		1:38.008	21.251	47.427	29.330	215.1	14:56:30.254	8		1:47.096 P	20.688	45.960	40.448	231.7	14:49:17.015
9		1:32.256	19.352	44.698	28.206	232.2	14:58:02.510	9		6:18.587	5:02.396	46.337	29.854	231.7	14:55:35.602
10		1:40.232	22.649	48.604	28.979	216.8	14:59:42.742	10		<del>1:47.086</del> P	20.458	45.882	41.646	232.7	14:57:23.588
11		<del>1:32.353</del>	19.242	44.794	28.317	234.2	15:01:15.095	11		5:39.912	4:22.589	46.727	30.596	228.8	15:03:03.500
12		1:40.691 P	20.626	44.891	35.174	234.2	15:02:55.786	12		<del>1:37.728</del>	21.165	46.054	30.509	231.2	15:04:41.228
13		7:11.566	5:55.424	46.462	29.680	227.8	15:10:07.352	13		1:36.926	20.841	45.865	30.220	229.7	15:06:18.154
14		1:37.387	20.464	47.699	29.224	225.0	15:11:44.739	14		1:36.576	20.734	45.921	29.921	230.2	15:07:54.730
15		1:37.687	19.316	49.466	28.905	170.6	15:13:22.426	15		1:36.163	20.674	45.699	29.790	230.2	15:09:30.893
16		<del>1:38.727</del> P	19.461	44.987	34.279	232.7	15:15:01.153	16		1:36.165	20.507	45.890	29.768	230.7	15:11:07.058
17		1:58.992 P						17		1:58.992 P	22.200	50.662	46.130	226.4	15:13:06.050

84

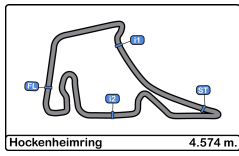
Francesco Simonazzi

Dallara F320 Spiess

BVM Racing

Lap	D	Time	Sector 1	Sector 2	Sector 3	T. Spd	Elapsed
1		14:37:25.514	14:36:02.103	51.349	32.062	181.2	14:37:25.514
2		1:54.997 P	22.735	47.657	44.605	224.5	14:39:20.511
3		2:14.734	55.998	47.726	31.010	225.9	14:41:35.245
4		1:39.827	22.363	47.476	29.988	226.8	14:43:15.072
5		1:40.862	22.434	47.786	30.642	229.2	14:44:55.934
6		1:58.202	21.616	1:02.939	33.647	138.8	14:46:54.136
7		1:34.520	20.194	45.481	28.845	230.7	14:48:28.656
8		<del>1:34.258</del>	19.931	45.272	29.055	230.7	14:50:02.914
9		1:39.770 P	20.016	45.176	34.578	232.2	14:51:42.684
10		8:42.529	7:20.943	51.158	30.428	195.6	15:00:25.213
11		1:36.194	21.198	46.147	28.849	233.2	15:02:01.407
12		<del>1:32.770</del>	19.685	44.928	28.157	235.8	15:03:34.177
13		<del>1:32.315</del>	19.488	44.749	28.078	233.2	15:05:06.492
14		<del>1:32.904</del>	19.720	44.764	28.510	232.2	15:06:39.486
15		2:01.645	24.238	1:03.767	33.640	129.1	15:08:41.131
16		<del>1:32.709</del>	19.551	44.847	28.311	233.2	15:10:13.840
17		<del>1:32.864</del>	19.553	44.921	28.390	234.2	15:11:46.704
18		<del>1:43.985</del> P	19.727	44.843	39.415	232.2	15:13:30.689



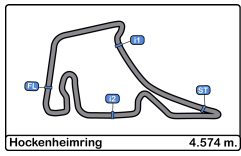


**Hockenheimring**  
**Euroformula Open**  
**Free Practice - 2**  
**Best Sectors Results**



Sector - 1			Sector - 2			Sector - 3			Ideal Lap vs Best Lap						
Clas	B_	Driver	Time	B_	Driver	Time	B_	Driver	Time	Clas	B_	Driver	Ideal Lap	Best Lap	Clas
1	71	Brad Benavides	19.242	71	Brad Benavides	44.698	84	Francesco Simonazzi	28.078	1	71	Brad Benavides	1:32.146	1:32.256	1
2	11	Levente Revesz	19.375	84	Francesco Simonazzi	44.749	71	Brad Benavides	28.206	2	84	Francesco Simonazzi	1:32.315	1:34.520	4
3	84	Francesco Simonazzi	19.488	41	Fernando Barrichello	44.867	41	Fernando Barrichello	28.594	3	11	Levente Revesz	1:32.909	1:33.221	2
4	41	Fernando Barrichello	19.518	11	Levente Revesz	44.920	11	Levente Revesz	28.614	4	41	Fernando Barrichello	1:32.979	1:37.129	7
5	23	Michael Shin	19.655	23	Michael Shin	44.933	26	Jakob Bergmeister	28.680	5	23	Michael Shin	1:33.309	1:35.115	5
6	26	Jakob Bergmeister	19.675	26	Jakob Bergmeister	45.079	23	Michael Shin	28.721	6	26	Jakob Bergmeister	1:33.434	1:33.562	3
7	21	Paolo Brajnik	20.398	212	Paolo Brajnik	45.699	212	Paolo Brajnik	29.768	7	212	Paolo Brajnik	1:35.865	1:36.163	6



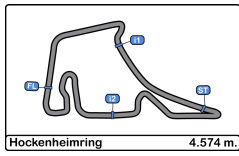


**Hockenheimring**  
**Euroformula Open**  
**Free Practice - 2**  
**Best 5 Lap Times**



Cls	B_ Driver	Nat	Cat	Cls	Team	Nat	Vehicle	Best 1		Best 2		Best 3		Best 4		Best 5		
								Time	Lap	Time	Lap	Time	Lap	Time	Lap	Time	Lap	
1	71 Brad Benavides		USA		Team Motopark		DEU	Dallara F320 Spiess	1:32.256	9	1:34.308	5	1:37.387	14	1:37.687	15	1:38.008	8
2	11 Levente Revesz		HUN		Team Motopark		DEU	Dallara F320 Spiess	1:33.221	16	1:33.252	10	1:33.622	15	1:34.749	5	1:35.153	3
3	26 Jakob Bergmeister		DEU		Team Motopark		DEU	Dallara F320 Spiess	1:33.562	11	1:33.675	12	1:33.772	16	1:33.936	15	1:34.035	10
4	84 Francesco		ITA		BVM Racing		ITA	Dallara F320 Spiess	1:34.520	7	1:36.194	11	1:39.770	9	1:39.827	4	1:40.862	5
5	23 Michael Shin		KOR		Team Motopark		DEU	Dallara F320 Spiess	1:35.115	6	1:35.381	4	1:37.093	9	1:42.179	12	1:44.003	7
6	212 Paolo Brajnik		SRB	GC 1	NV Racing		SRB	Dallara F320 Spiess	1:36.163	15	1:36.165	16	1:36.522	7	1:36.576	14	1:36.926	13
7	41 Fernando Barrichello		BRA	R 1	Team Motopark		DEU	Dallara F320 Spiess	1:37.129	11	1:38.455	17	1:39.063	6	1:40.673	14	1:44.820	18





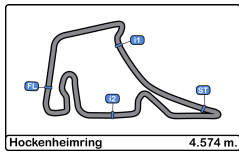
**Hockenheimring**  
**Euroformula Open**  
**Free Practice - 2**  
**Best 5 Top Speeds**



Clas	B_ Driver	Nat	Cat	Cls	Team	Nat	Vehicle	Top 1		Top 2		Top 3		Top 4		Top 5		Avg
								Km/h	Lap	Km/h	Lap	Km/h	Lap	Km/h	Lap	Km/h	Lap	
1	71 Brad Benavides				Team Motopark		Dallara F320 Spiess	236.8	6	234.2	11	234.2	12	233.7	5	232.7	16	234.3
2	84 Francesco Simonazzi				BVM Racing		Dallara F320 Spiess	235.8	12	234.2	17	233.2	11	233.2	13	233.2	16	233.9
3	41 Fernando Barrichello		R	1	Team Motopark		Dallara F320 Spiess	233.7	13	233.2	12	233.2	14	233.2	16	233.2	17	233.3
4	11 Levente Revesz				Team Motopark		Dallara F320 Spiess	232.7	10	232.7	11	232.2	13	231.7	12	231.2	15	232.1
5	23 Michael Shin				Team Motopark		Dallara F320 Spiess	232.7	13	232.7	14	232.2	17	232.2	19	231.7	16	232.3
6	212 Paolo Brajnik		GC	1	NV Racing		Dallara F320 Spiess	232.7	10	231.7	8	231.7	9	231.2	12	230.7	6	231.6
7	26 Jakob Bergmeister				Team Motopark		Dallara F320 Spiess	230.7	11	230.7	12	230.2	10	229.2	13	229.2	15	230.0





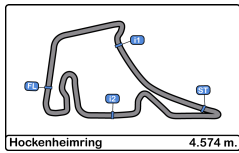


**Hockenheimring**  
**Euroformula Open**  
**Free Practice - 2**  
**Fastest Laps Sequence**



Lap	Time of Day	Session Time	B. Driver	Nat	Cat	Team	Nat	Vehicle	Time	Km/h
2	14:38:55.365	3:55.365	11 Levente Revesz		HUN	Team Motopark		DEU Dallara F320 Spiess	1:39.715	165.1
3	14:40:30.518	5:30.518	11 Levente Revesz		HUN	Team Motopark		DEU Dallara F320 Spiess	1:35.153	173.0
5	14:43:44.342	8:44.342	11 Levente Revesz		HUN	Team Motopark		DEU Dallara F320 Spiess	1:34.749	173.7
5	14:45:27.325	10:27.325	71 Brad Benavides		USA	Team Motopark		DEU Dallara F320 Spiess	1:34.308	174.6
9	14:58:02.510	23:02.510	71 Brad Benavides		USA	Team Motopark		DEU Dallara F320 Spiess	1:32.256	178.4



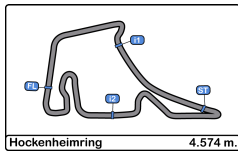


**Hockenheimring**  
**Euroformula Open**  
**Free Practice - 2**  
**Event Best Maximum Speed**



B.	Driver	Nat	Cat	Clas	Team	Nat	Vehicle	Km/h	Session
84	Francesco Simonazzi		ITA		BVM Racing		Dallara F320 Spiess	237.3	Free Practice - 1
71	Brad Benavides		USA		Team Motopark		Dallara F320 Spiess	236.8	Free Practice - 2
41	Fernando Barrichello		BRA	R 1	Team Motopark		Dallara F320 Spiess	236.3	Free Practice - 1
212	Paolo Brajnik		SRB	GC 1	NV Racing		Dallara F320 Spiess	235.8	Free Practice - 1
23	Michael Shin		KOR		Team Motopark		Dallara F320 Spiess	234.2	Free Practice - 1
26	Jakob Bergmeister		DEU		Team Motopark		Dallara F320 Spiess	233.7	Free Practice - 1
11	Levente Revesz		HUN		Team Motopark		Dallara F320 Spiess	232.7	Free Practice - 2





**Hockenheimring**  
**Euroformula Open**  
**Free Practice - 2**  
**Pit Stop Analysis**



**11** Levente Revesz Dallara F320 Spiess

Team Motopark

B.	In Day Time	In Time	Out Time	Pit Time	T. Pit Time	Handicap	Diff.
1	14:45:28.383	14:45:28.383	14:45:50.334	21.951	21.951		
2	14:47:48.868	14:47:48.868	14:58:06.436	10:17.568	10:39.519		
3	15:08:11.105	15:08:11.105	15:09:18.877	1:07.772	11:47.291		

**23** Michael Shin Dallara F320 Spiess

Team Motopark

B.	In Day Time	In Time	Out Time	Pit Time	T. Pit Time	Handicap	Diff.
1	14:38:07.714	14:38:07.714	14:38:28.864	21.150	21.150		
2	14:48:20.075	14:48:20.075	14:52:06.503	3:46.428	4:07.578		
3	15:03:43.106	15:03:43.106	15:09:25.100	5:41.994	9:49.572		

**26** Jakob Bergmeister Dallara F320 Spiess

Team Motopark

B.	In Day Time	In Time	Out Time	Pit Time	T. Pit Time	Handicap	Diff.
1	14:37:22.010	14:37:22.010	14:37:48.277	26.267	26.267		
2	14:39:54.886	14:39:54.886	14:40:17.880	22.994	49.261		
3	14:48:42.282	14:48:42.282	14:56:02.769	7:20.487	8:09.748		
4	15:05:47.709	15:05:47.709	15:09:47.425	3:59.716	12:09.464		

**41** Fernando Barrichello Dallara F320 Spiess

Rookie

Team Motopark

B.	In Day Time	In Time	Out Time	Pit Time	T. Pit Time	Handicap	Diff.
1	14:39:06.140	14:39:06.140	14:39:28.166	22.026	22.026		
2	14:41:21.979	14:41:21.979	14:41:44.351	22.372	44.398		
3	14:43:41.909	14:43:41.909	14:47:39.519	3:57.610	4:42.008		
4	14:55:54.842	14:55:54.842	15:01:55.264	6:00.422	10:42.430		

**71** Brad Benavides Dallara F320 Spiess

Team Motopark

B.	In Day Time	In Time	Out Time	Pit Time	T. Pit Time	Handicap	Diff.
1	14:37:17.725	14:37:17.725	14:37:41.208	23.483	23.483		
2	14:41:30.430	14:41:30.430	14:41:59.469	29.039	52.522		
3	14:47:03.401	14:47:03.401	14:52:59.704	5:56.303	6:48.825		
4	15:02:51.535	15:02:51.535	15:08:30.364	5:38.829	12:27.654		

**84** Francesco Simonazzi Dallara F320 Spiess

BVM Racing

B.	In Day Time	In Time	Out Time	Pit Time	T. Pit Time	Handicap	Diff.
1	14:39:16.261	14:39:16.261	14:39:41.875	25.614	25.614		
2	14:51:39.165	14:51:39.165	14:58:37.018	6:57.853	7:23.467		

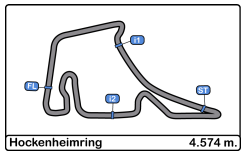
**212** Paolo Brajnik Dallara F320 Spiess

GC

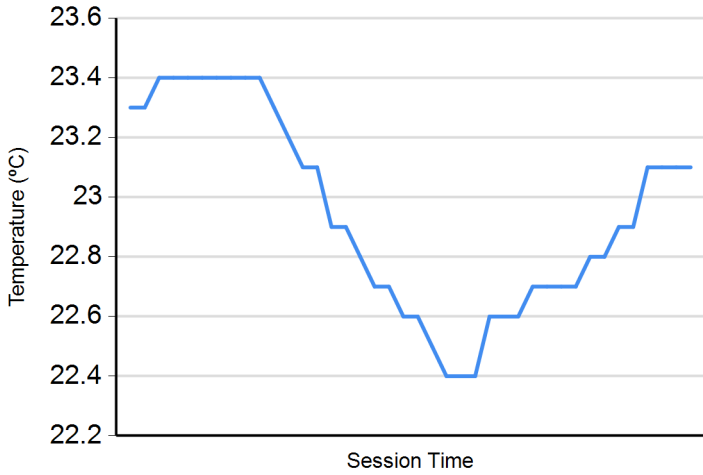
NV Racing

B.	In Day Time	In Time	Out Time	Pit Time	T. Pit Time	Handicap	Diff.
1	14:49:12.921	14:49:12.921	14:53:58.647	4:45.726	4:45.726		
2	14:57:19.457	14:57:19.457	15:01:25.275	4:05.818	8:51.544		

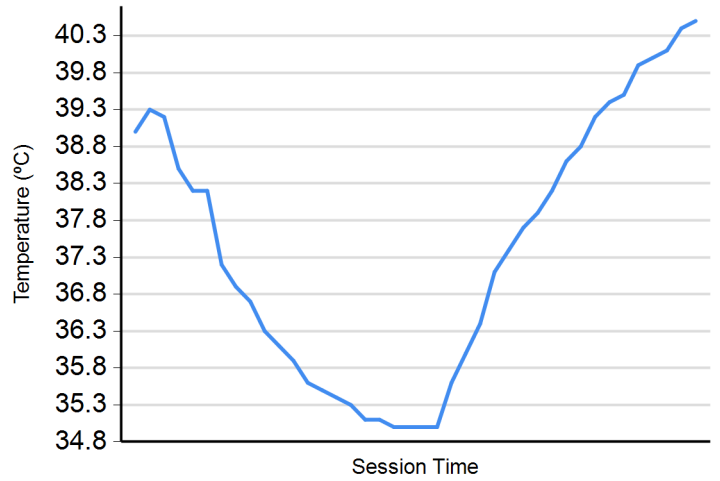




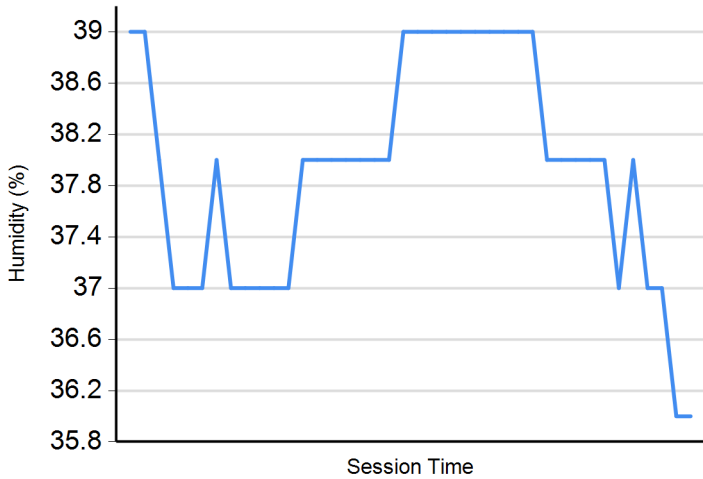
**Air Temperature**



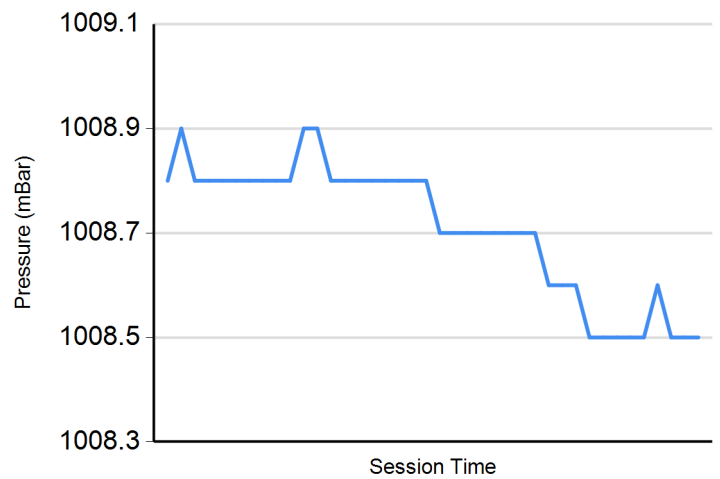
**Track Temperature**



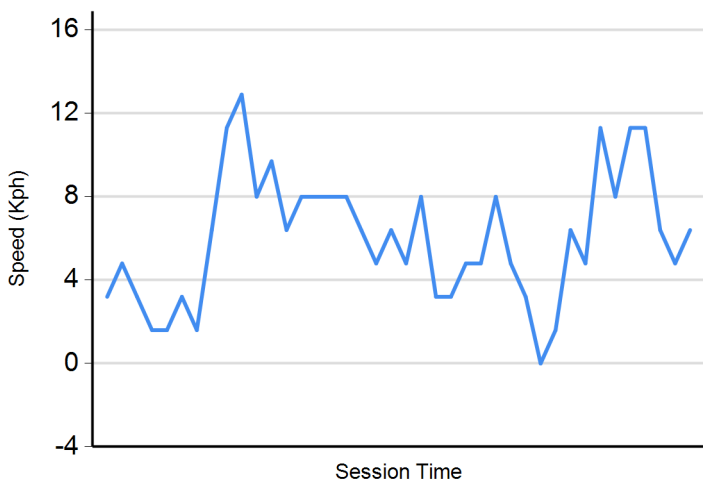
**Humidity**



**Pressure**

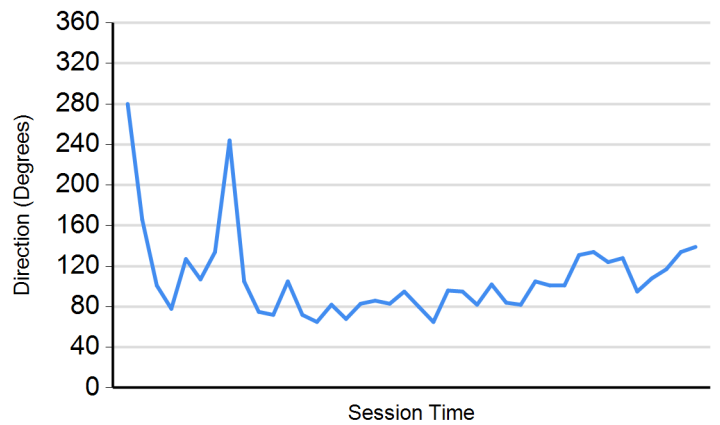


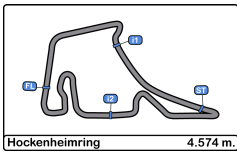
**Wind Speed**



**Wind direction**

North = 0°/360° Est = 90° South = 180° West = 270°





**Hockenheimring**  
**Euroformula Open**  
**Free Practice - 1 - 2**  
**Combined Results**



Cls	B.	Driver	Nat	Cat	Clas	Team	Nat	Vehicle	Laps	FP1	FP2	Best	Gap	Interval	Km/h		
1	71	Brad Benavides		USA		Team Motopark		DEU Dallara F320 Spiess	33	1:32.461	14	<b>1:32.256</b>	9	<b>1:32.256</b>	178.4		
2	41	Fernando Barrichello		BRA	R 1	Team Motopark		DEU Dallara F320 Spiess	37	<b>1:32.735</b>	15	1:37.129	11	<b>1:32.735</b>	0.479	0.479	177.5
3	84	Francesco Simonazzi		ITA		BVM Racing		ITA Dallara F320 Spiess	37	<b>1:33.135</b>	9	1:34.520	7	<b>1:33.135</b>	0.879	0.400	176.8
4	26	Jakob Bergmeister		DEU		Team Motopark		DEU Dallara F320 Spiess	37	<b>1:33.136</b>	14	1:33.562	11	<b>1:33.136</b>	0.880	0.001	176.7
5	11	Levente Revesz		HUN		Team Motopark		DEU Dallara F320 Spiess	21	1:53.681	3	<b>1:33.221</b>	16	<b>1:33.221</b>	0.965	0.085	176.6
6	23	Michael Shin		KOR		Team Motopark		DEU Dallara F320 Spiess	37	1:35.731	5	<b>1:35.115</b>	6	<b>1:35.115</b>	2.859	1.894	173.1
7	21	Paolo Brajnik		SRB	GC 1	NV Racing		SRB Dallara F320 Spiess	34	<b>1:35.952</b>	14	1:36.163	15	<b>1:35.952</b>	3.696	0.837	171.6

**\* PENALTIES**

- CAR #23 - BEST LAP TIME DELETED DUE TRACK LIMITS
- CARS 23 AND 84 BEST LAP WILL BE DELETED - MORE THAN 3 TRACK LIMITS
- CAR 41 BEST LAP WILL BE DELETED - MORE THAN 3 TRACK LIMITS
- CARS 23, 84 AND 41 SECOND BEST LAP WILL BE DELETED - MORE THAN 4 TRACK LIMITS
- CAR #84 - BEST LAP TIME DELETED DUE TRACK LIMITS

Published at:.....

<p><b>Race Director:</b>          Neus Úññ ãñ ãñ Úññ ï[[ e          DPB-0825-ESP/CAT</p>	<p><b>Timekeeper:</b>            JOB-2654-ESP/M</p>
--	---

