

**Hockenheimring**  
**Euroformula Open**  
**Race - 1**  
**Provisional Results**



Clas	B.	Driver	Nat	Cat	Clas	Team	Nat	Vehicle	Laps	Total Time	Gap	Interval	Km/h	Best	Time	Km/h
1	71	Brad Benavides	USA			Team Motopark	DEU	Dallara F320 Spiess	18	28:17.579			174.5	4	1:33.186	176.7
2	11	Levente Revesz	HUN			Team Motopark	DEU	Dallara F320 Spiess	18	28:23.667	6.088	6.088	173.9	6	1:33.558	176.0
3	26	Jakob Bergmeister	DEU			Team Motopark	DEU	Dallara F320 Spiess	18	28:24.210	6.631	0.543	173.9	5	1:33.627	175.8
4	23 *	Michael Shin	KOR			Team Motopark	DEU	Dallara F320 Spiess	18	28:31.023	13.444	6.813	173.2	8	1:33.901	175.3
5	41	Fernando Barrichello	BRA	R	1	Team Motopark	DEU	Dallara F320 Spiess	18	28:31.230	13.651	0.207	173.2	7	1:33.913	175.3
6	84 *	Francesco Simonazzi	ITA			BVM Racing	ITA	Dallara F320 Spiess	18	28:32.591	15.012	1.361	173.0	5	1:33.394	176.3

**Not classified: (Requirements: 75% of number laps of leader = 14 Laps)**

212		Paolo Brajnik	SRB	GC		NV Racing	SRB	Dallara F320 Spiess	1	3:49.103	17 Laps	17 Laps	71.8	1	3:49.103	71.8
-----	--	---------------	-----	----	--	-----------	-----	---------------------	---	----------	---------	---------	------	---	----------	------

Fastest lap Brad Benavides in 1:33.186 at 176.7 Km/h in lap 4

**\* PENALTIES**

CAR #84 - 2 SECONDS TIME PENALTY ADDED TO RACE TIME - TRACK LIMITS

CAR #84 - 3 SECONDS TIME PENALTY ADDED TO RACE TIME - TRACK LIMITS

CAR #84 - 5 SECONDS TIME PENALTY ADDED TO RACE TIME - TRACK LIMITS

CAR #23 - 2 SECONDS TIME PENALTY ADDED TO RACE TIME - TRACK LIMITS

Published at:.....

Track Temp: ( \* '%š7 Air Temp: & " ' š7 Humidity: 33 % Track Status: DRY

**Race Director:**

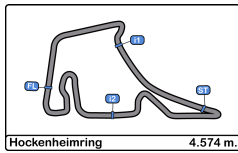
Neus Úšš ăšš ššš Úšš :[[ e

DPB-0825-ESP/CAT

**Timekeeper:**

*Signature*  
 Ššš Ššš  
 JOB-2654-ESP/M





**Hockenheimring**  
**Euroformula Open**  
**Race - 1**  
**Provisional Results by Category**



Rookie																
Clas	B_	Driver	Nat	Cat	Clas	Team	Nat	Vehicle	Laps	Total Time	Gap	Interval	Km/h	Best	Time	Km/h
1	41	Fernando Barrichello		R	1	Team Motopark		Dallara F320 Spiess	18	28:31.230			173.2	7	1:33.913	175.3

GC																
Clas	B_	Driver	Nat	Cat	Clas	Team	Nat	Vehicle	Laps	Total Time	Gap	Interval	Km/h	Best	Time	Km/h

Not classified: (Requirements: 75% of number laps of leader = 14 Laps)

212		Paolo Brajnik		GC	1	NV Racing		Dallara F320 Spiess	1	3:49.103			71.8	1	3:49.103	71.8
-----	--	---------------	--	----	---	-----------	--	---------------------	---	----------	--	--	------	---	----------	------

Clas	B_	Driver	Nat	Cat	Clas	Team	Nat	Vehicle	Laps	Total Time	Gap	Interval	Km/h	Best	Time	Km/h
1	71	Brad Benavides				Team Motopark		Dallara F320 Spiess	18	28:17.579			174.5	4	1:33.186	176.7
2	11	Levente Revesz				Team Motopark		Dallara F320 Spiess	18	28:23.667	6.088	6.088	173.9	6	1:33.558	176.0
3	26	Jakob Bergmeister				Team Motopark		Dallara F320 Spiess	18	28:24.210	6.631	0.543	173.9	5	1:33.627	175.8
4	23 *	Michael Shin				Team Motopark		Dallara F320 Spiess	18	28:31.023	13.444	6.813	173.2	8	1:33.901	175.3
5	84 *	Francesco Simonazzi				BVM Racing		Dallara F320 Spiess	18	28:32.591	15.012	1.568	173.0	5	1:33.394	176.3

Fastest lap Brad Benavides in 1:33.186 at 176.7 Km/h in lap 4

**\* PENALTIES**

- CAR #84 - 2 SECONDS TIME PENALTY ADDED TO RACE TIME - TRACK LIMITS
- CAR #84 - 3 SECONDS TIME PENALTY ADDED TO RACE TIME - TRACK LIMITS
- CAR #84 - 5 SECONDS TIME PENALTY ADDED TO RACE TIME - TRACK LIMITS
- CAR #23 - 2 SECONDS TIME PENALTY ADDED TO RACE TIME - TRACK LIMITS

Published at:.....

Track Temp: (\* °C) Air Temp: & °C Humidity: 33 % Track Status: DRY

**Race Director:**

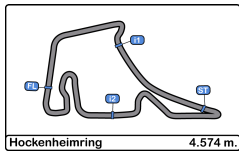
Neus Úñç ãç çã Úñç ;{ e

DPB-0825-ESP/CAT

**Timekeeper:**

S. J. O'Connell  
 JOB-2654-ESP/M





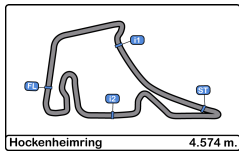
**Hockenheimring**  
**Euroformula Open**  
**Race - 1**



**Provisional Classification by Driver Fastest Lap**

Cl	B.	Entrant/Team	Nat	Vehicle	Driver	Nat	Cat	Cl	Laps	Best	Time	Gap	Interval	Km/h
1	71	Team Motopark		Dallara F320 Spiess	Brad Benavides				18	4	<b>1:33.186</b>			176.7
2	84	BVM Racing		Dallara F320 Spiess	Francesco Simonazzi				18	5	<b>1:33.394</b>	0.208	0.208	176.3
3	11	Team Motopark		Dallara F320 Spiess	Levente Revesz				18	6	<b>1:33.558</b>	0.372	0.164	176.0
4	26	Team Motopark		Dallara F320 Spiess	Jakob Bergmeister				18	5	<b>1:33.627</b>	0.441	0.069	175.8
5	23	Team Motopark		Dallara F320 Spiess	Michael Shin				18	8	<b>1:33.901</b>	0.715	0.274	175.3
6	41	Team Motopark		Dallara F320 Spiess	Fernando Barrichello		R	1	18	7	<b>1:33.913</b>	0.727	0.012	175.3
7	212	NV Racing		Dallara F320 Spiess	Paolo Brajnik		GC	1	1	1	<b>3:49.103</b>	2:15.91	2:15.190	71.8





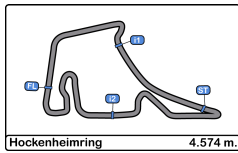
**Hockenheimring**  
**Euroformula Open**  
**Race - 1**



**Distance and Speed Average**

Clas	B.	Driver	Nat	Cat	Clas	Team	Nat	Vehicle	Laps	Distance	Total Time	Km/h
1	71	Brad Benavides	USA			Team Motopark	DEU	Dallara F320 Spiess	18	82.33	28:17.579	174.5
2	11	Levente Revesz	HUN			Team Motopark	DEU	Dallara F320 Spiess	18	82.33	28:23.667	173.9
3	26	Jakob Bergmeister	DEU			Team Motopark	DEU	Dallara F320 Spiess	18	82.33	28:24.210	173.9
4	23	Michael Shin	KOR			Team Motopark	DEU	Dallara F320 Spiess	18	82.33	28:31.023	173.2
5	41	Fernando Barrichello	BRA	R	1	Team Motopark	DEU	Dallara F320 Spiess	18	82.33	28:31.230	173.2
6	84	Francesco Simonazzi	ITA			BVM Racing	ITA	Dallara F320 Spiess	18	82.33	28:32.591	173.0
7	212	Paolo Brajnik	SRB	GC	1	NV Racing	SRB	Dallara F320 Spiess	1	04.57	3:49.103	71.8





**Hockenheimring**  
**Euroformula Open**  
**Race - 1**  
**Lap Analysis**



**11**

Levente Revesz

Dallara F320 Spiess **26**

Jakob Bergmeister

Dallara F320 Spiess

Team Motopark

Team Motopark

Lap	D	Time	Sector 1	Sector 2	Sector 3	T. Spd	Elapsed	Lap	D	Time	Sector 1	Sector 2	Sector 3	T. Spd	Elapsed
1		1:39.066	24.534	45.521	29.011	228.8	1:39.066	1		1:40.800	25.804	45.280	29.716	235.8	1:40.800
2		1:34.021	19.787	45.362	28.872	230.2	3:13.087	2		1:35.174	20.134	45.305	29.735	236.8	3:15.974
3		1:34.170	19.888	45.375	28.907	230.2	4:47.257	3		1:34.303	20.126	45.080	29.097	232.7	4:50.277
4		1:33.979	19.779	45.440	28.760	230.7	6:21.236	4		1:33.645	19.688	44.957	29.000	237.8	6:23.922
5		1:33.710	19.723	45.156	28.831	231.7	7:54.946	5		1:33.627	19.829	44.746	29.052	235.8	7:57.549
6		1:33.558	19.742	45.067	28.749	232.7	9:28.504	6		1:33.837	19.796	44.960	29.081	235.8	9:31.386
7		1:33.697	19.640	45.195	28.862	233.7	11:02.201	7		1:33.921	19.751	44.878	29.292	236.3	11:05.307
8		1:33.934	19.687	45.369	28.878	231.7	12:36.135	8		1:33.691	19.755	44.883	29.053	236.3	12:38.998
9		1:34.975	19.789	45.995	29.191	232.2	14:11.110	9		1:33.924	19.809	45.060	29.055	235.2	14:12.922
10		1:33.905	19.788	45.115	29.002	233.2	15:45.015	10		1:34.002	19.889	45.079	29.034	234.2	15:46.924
11		1:33.914	19.644	45.230	29.040	234.2	17:18.929	11		1:33.829	19.941	44.832	29.056	235.8	17:20.753
12		1:34.287	19.780	45.161	29.346	234.2	18:53.216	12		1:34.330	19.756	44.952	29.622	237.3	18:55.083
13		1:34.189	19.767	45.211	29.211	235.8	20:27.405	13		1:34.449	19.894	45.101	29.454	236.8	20:29.532
14		1:34.536	19.979	45.263	29.294	233.7	22:01.941	14		1:34.244	19.970	45.112	29.162	236.8	22:03.776
15		1:34.773	19.977	45.359	29.437	234.7	23:36.714	15		1:34.368	19.827	45.172	29.369	237.8	23:38.144
16		1:34.605	19.975	45.322	29.308	236.3	25:11.319	16		1:34.736	20.028	45.090	29.618	239.4	25:12.880
17		1:35.777	20.704	45.528	29.545	235.2	26:47.096	17		1:35.028	20.052	45.297	29.679	235.8	26:47.908
18		1:36.571	20.221	46.044	30.306	232.2	28:23.667	18		1:36.302	20.269	45.480	30.553	235.2	28:24.210

**23**

Michael Shin

Dallara F320 Spiess **41**

Fernando Barrichello

Dallara F320 Spiess

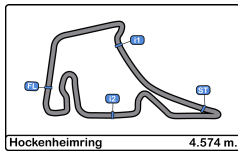
Team Motopark

Rookie

Team Motopark

Lap	D	Time	Sector 1	Sector 2	Sector 3	T. Spd	Elapsed	Lap	D	Time	Sector 1	Sector 2	Sector 3	T. Spd	Elapsed
1		1:41.962	27.124	45.394	29.444	231.2	1:41.962	1		1:41.357	26.154	45.585	29.618	235.2	1:41.357
2		1:35.055	20.122	45.206	29.727	233.7	3:17.017	2		1:35.132	20.103	45.332	29.697	233.2	3:16.489
3		1:34.510	20.133	45.136	29.241	235.8	4:51.527	3		1:34.463	20.153	45.094	29.216	236.3	4:50.952
4		1:34.743	20.088	45.381	29.274	234.7	6:26.270	4		1:34.457	20.062	45.341	29.054	234.2	6:25.409
5		1:34.353	20.120	45.106	29.127	234.7	8:00.623	5		1:34.170	19.829	45.055	29.286	234.7	7:59.579
6		1:34.302	19.965	45.081	29.256	234.2	9:34.925	6		1:33.958	19.957	44.997	29.004	234.2	9:33.537
7		1:34.197	19.992	45.015	29.190	235.8	11:09.122	7		1:33.913	19.900	45.117	28.896	236.3	11:07.450
8		1:33.901	19.889	45.025	28.987	234.7	12:43.023	8		1:33.941	19.947	45.039	28.955	236.3	12:41.391
9		1:34.146	19.884	45.129	29.133	232.2	14:17.169	9		1:33.988	19.875	45.202	28.911	233.7	14:15.379
10		1:34.269	19.899	45.207	29.163	232.2	15:51.438	10		1:34.508	20.138	45.247	29.123	232.7	15:49.887
11		1:35.467	20.844	45.410	29.213	233.2	17:26.905	11		1:34.361	19.842	45.172	29.347	234.7	17:24.248
12		1:34.653	19.906	45.243	29.504	234.2	19:01.558	12		1:35.288	20.101	45.253	29.934	235.2	18:59.536
13		1:34.531	19.921	45.201	29.409	235.8	20:36.089	13		1:34.972	20.177	45.147	29.648	236.3	20:34.508
14		1:34.367	19.916	45.026	29.425	235.2	22:10.456	14		1:34.998	20.151	45.343	29.504	234.7	22:09.506
15		1:34.785	20.235	45.200	29.350	236.8	23:45.241	15		1:34.619	20.144	45.271	29.204	235.8	23:44.125
16		1:34.671	20.034	45.134	29.503	237.8	25:19.912	16		1:35.092	20.099	45.532	29.461	236.8	25:19.217
17		1:34.594	20.153	44.927	29.514	237.3	26:54.506	17		1:34.859	20.200	45.117	29.542	234.7	26:54.076
18		1:34.517	20.048	44.863	29.606	238.9	28:29.023	18		1:37.154	20.119	45.853	31.182	232.2	28:31.230





**Hockenheimring**  
**Euroformula Open**  
**Race - 1**  
**Lap Analysis**



**71** Brad Benavides Dallara F320 Spiess

Team Motopark

Lap	D	Time	Sector 1	Sector 2	Sector 3	T. Spd	Elapsed
1		1:40.527	25.358	45.504	29.665	235.2	1:40.527
2		1:34.923	20.063	45.417	29.443	238.4	3:15.450
3		1:33.381	19.940	44.827	28.614	236.3	4:48.831
4		<b>1:33.186</b>	19.699	44.964	<b>28.523</b>	232.7	6:22.017
5		1:33.299	<b>19.507</b>	44.951	28.841	237.8	7:55.316
6		1:33.654	19.913	44.847	28.894	238.4	9:28.970
7		1:33.646	19.849	<b>44.763</b>	29.034	237.8	11:02.616
8		1:34.024	19.797	45.094	29.133	238.4	12:36.640
9		1:33.615	19.747	45.268	28.600	238.9	14:10.255
10		1:33.273	19.628	45.010	28.635	232.7	15:43.528
11		1:33.613	19.582	45.085	28.946	234.2	17:17.141
12		1:34.042	19.936	44.979	29.127	234.2	18:51.183
13		1:34.163	19.995	44.978	29.190	234.7	20:25.346
14		1:33.992	19.919	45.034	29.039	233.7	21:59.338
15		1:34.360	19.855	45.267	29.238	236.3	23:33.698
16		1:34.496	19.984	45.166	29.346	236.3	25:08.194
17		1:34.848	20.231	45.095	29.522	234.7	26:43.042
18		1:34.537	20.100	44.923	29.514	232.7	28:17.579

**84** Francesco Simonazzi Dallara F320 Spiess

BVM Racing

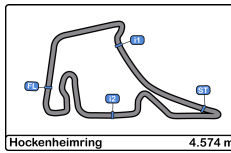
Lap	D	Time	Sector 1	Sector 2	Sector 3	T. Spd	Elapsed
1		1:40.047	24.978	45.793	29.276	236.8	1:40.047
2		1:35.018	20.231	45.614	29.173	230.2	3:15.065
3		1:34.559	20.052	45.611	28.896	231.2	4:49.624
4		1:33.450	19.858	44.907	<b>28.685</b>	235.8	6:23.074
5		<b>1:33.394</b>	<b>19.774</b>	<b>44.712</b>	28.908	234.2	7:56.468
6		1:33.517	19.959	44.812	28.746	234.7	9:29.985
7		1:33.619	20.004	44.821	28.794	236.8	11:03.604
8		1:33.737	19.950	44.934	28.853	236.3	12:37.341
9		1:34.146	20.002	44.972	29.172	234.2	14:11.487
10		1:34.198	20.105	44.993	29.100	235.2	15:45.685
11		1:33.841	19.875	44.997	28.969	236.3	17:19.526
12		1:34.204	20.001	45.029	29.174	236.8	18:53.730
13		1:34.318	20.092	45.106	29.120	237.3	20:28.048
14		1:34.212	20.001	45.066	29.145	238.4	22:02.260
15		1:34.992	20.373	45.164	29.455	238.4	23:37.252
16		1:34.689	20.144	45.208	29.337	240.0	25:11.941
17		1:35.496	20.326	45.564	29.606	235.8	26:47.437
18		1:35.154	20.274	45.509	29.371	238.4	28:22.591

**212** Paolo Brajnik Dallara F320 Spiess

GC NV Racing

Lap	D	Time	Sector 1	Sector 2	Sector 3	T. Spd	Elapsed
1		<b>3:49.103</b> P	<b>2:13.127</b>	<b>51.227</b>	<b>44.749</b>	224.5	3:49.103





# Hockenheimring Euroformula Open Race - 1



## Analysis by Lap

Num	Lap Time	Gap
-----	----------	-----

### Lap 1

11	1:39.066	
84	1:40.047	00.981
71	1:40.527	01.461
26	1:40.800	01.734
41	1:41.357	02.291
23	1:41.962	02.896

Num	Lap Time	Gap
-----	----------	-----

### Lap 2

11	1:34.021	
84	1:35.018	01.978
71	1:34.923	02.363
26	1:35.174	02.887
41	1:35.132	03.402
23	1:35.055	03.930
212	3:49.103	1 Lap

Num	Lap Time	Gap
-----	----------	-----

### Lap 3

11	1:34.170	
71	1:33.381	01.574
84	1:34.559	02.367
26	1:34.303	03.020
41	1:34.463	03.695
23	1:34.510	04.270

Num	Lap Time	Gap
-----	----------	-----

### Lap 4

11	1:33.979	
71	1:33.186	00.781
84	1:33.450	01.838
26	1:33.645	02.686
41	1:34.457	04.173
23	1:34.743	05.034

Num	Lap Time	Gap
-----	----------	-----

### Lap 5

11	1:33.710	
71	1:33.299	00.370
84	1:33.394	01.522
26	1:33.627	02.603
41	1:34.170	04.633
23	1:34.353	05.677

Num	Lap Time	Gap
-----	----------	-----

### Lap 6

11	1:33.558	
71	1:33.654	00.466
84	1:33.517	01.481
26	1:33.837	02.882
41	1:33.958	05.033
23	1:34.302	06.421

Num	Lap Time	Gap
-----	----------	-----

### Lap 7

11	1:33.697	
71	1:33.646	00.415
84	1:33.619	01.403
26	1:33.921	03.106
41	1:33.913	05.249

Num	Lap Time	Gap
-----	----------	-----

23	1:34.197	06.921
----	----------	--------

Num	Lap Time	Gap
-----	----------	-----

### Lap 8

11	1:33.934	
71	1:34.024	00.505
84	1:33.737	01.206
26	1:33.691	02.863
41	1:33.941	05.256
23	1:33.901	06.888

Num	Lap Time	Gap
-----	----------	-----

### Lap 9

71	1:33.615	
11	1:34.975	00.855
84	1:34.146	01.232
26	1:33.924	02.667
41	1:33.988	05.124
23	1:34.146	06.914

Num	Lap Time	Gap
-----	----------	-----

### Lap 10

71	1:33.273	
11	1:33.905	01.487
84	1:34.198	02.157
26	1:34.002	03.396
41	1:34.508	06.359
23	1:34.269	07.910

Num	Lap Time	Gap
-----	----------	-----

### Lap 11

71	1:33.613	
11	1:33.914	01.788
84	1:33.841	02.385
26	1:33.829	03.612
41	1:34.361	07.107
23	1:35.467	09.764

Num	Lap Time	Gap
-----	----------	-----

### Lap 12

71	1:34.042	
11	1:34.287	02.033
84	1:34.204	02.547
26	1:34.330	03.900
41	1:35.288	08.353
23	1:34.653	10.375

Num	Lap Time	Gap
-----	----------	-----

### Lap 13

71	1:34.163	
11	1:34.189	02.059
84	1:34.318	02.702
26	1:34.449	04.186
41	1:34.972	09.162
23	1:34.531	10.743

Num	Lap Time	Gap
-----	----------	-----

### Lap 14

71	1:33.992	
11	1:34.536	02.603
84	1:34.212	02.922
26	1:34.244	04.438

Num	Lap Time	Gap
-----	----------	-----

41	1:34.998	10.168
----	----------	--------

23	1:34.367	11.118
----	----------	--------

Num	Lap Time	Gap
-----	----------	-----

### Lap 15

71	1:34.360	
11	1:34.773	03.016
84	1:34.992	03.554
26	1:34.368	04.446
41	1:34.619	10.427
23	1:34.785	11.543

Num	Lap Time	Gap
-----	----------	-----

### Lap 16

71	1:34.496	
11	1:34.605	03.125
84	1:34.689	03.747
26	1:34.736	04.686
41	1:35.092	11.023
23	1:34.671	11.718

Num	Lap Time	Gap
-----	----------	-----

### Lap 17

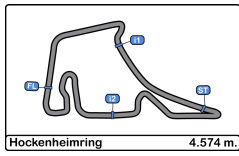
71	1:34.848	
11	1:35.777	04.054
84	1:35.496	04.395
26	1:35.028	04.866
41	1:34.859	11.034
23	1:34.594	11.464

Num	Lap Time	Gap
-----	----------	-----

### Lap 18

71	1:34.537	
84	1:35.154	05.012
11	1:36.571	06.088
26	1:36.302	06.631
23	1:34.517	11.444
41	1:37.154	13.651





# Hockenheimring Euroformula Open

## Race - 1

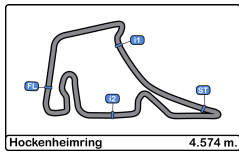
### Best Sectors Results



Sector - 1			Sector - 2			Sector - 3			Ideal Lap vs Best Lap						
Clas	B_	Driver	Time	B_	Driver	Time	B_	Driver	Time	Clas	B_	Driver	Ideal Lap	Best Lap	Clas
1	71	Brad Benavides	19.507	84	Francesco Simonazzi	44.712	71	Brad Benavides	28.523	1	71	Brad Benavides	1:32.793	1:33.186	1
2	11	Levente Revesz	19.640	26	Jakob Bergmeister	44.746	84	Francesco Simonazzi	28.685	2	84	Francesco Simonazzi	1:33.171	1:33.394	2
3	26	Jakob Bergmeister	19.688	71	Brad Benavides	44.763	11	Levente Revesz	28.749	3	26	Jakob Bergmeister	1:33.434	1:33.627	4
4	84	Francesco Simonazzi	19.774	23	Michael Shin	44.863	41	Fernando Barrichello	28.896	4	11	Levente Revesz	1:33.456	1:33.558	3
5	41	Fernando Barrichello	19.829	41	Fernando Barrichello	44.997	23	Michael Shin	28.987	5	41	Fernando Barrichello	1:33.722	1:33.913	6
6	23	Michael Shin	19.884	11	Levente Revesz	45.067	26	Jakob Bergmeister	29.000	6	23	Michael Shin	1:33.734	1:33.901	5
7	21	Paolo Brajnik	2:13.127	212	Paolo Brajnik	51.227	212	Paolo Brajnik	44.749	7	212	Paolo Brajnik	3:49.103	3:49.103	7





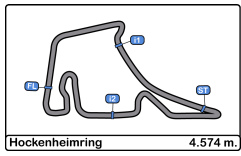


**Hockenheimring**  
**Euroformula Open**  
**Race - 1**  
**Leader Sequence**



B	Driver	Nat	Cat	Clas	Team	Nat	Vehicle	Start Lap	End Lap	Laps	Total Laps
11	Levente Revesz	HUN			Team Motopark	DEU	Dallara F320 Spiess	1	8	8	8
71	Brad Benavides	USA			Team Motopark	DEU	Dallara F320 Spiess	9	18	10	10



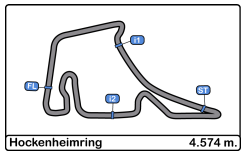


**Hockenheimring**  
**Euroformula Open**  
**Race - 1**  
**Best 5 Lap Times**



Cls	B_ Driver	Nat	Cat	Cls	Team	Nat	Vehicle	Best 1		Best 2		Best 3		Best 4		Best 5		
								Time	Lap	Time	Lap	Time	Lap	Time	Lap	Time	Lap	
1	71 Brad Benavides		USA		Team Motopark		DEU	Dallara F320 Spiess	1:33.186	4	1:33.273	10	1:33.299	5	1:33.381	3	1:33.613	11
2	84 Francesco		ITA		BVM Racing		ITA	Dallara F320 Spiess	1:33.394	5	1:33.450	4	1:33.517	6	1:33.619	7	1:33.737	8
3	11 Levente Revesz		HUN		Team Motopark		DEU	Dallara F320 Spiess	1:33.558	6	1:33.697	7	1:33.710	5	1:33.905	10	1:33.914	11
4	26 Jakob Bergmeister		DEU		Team Motopark		DEU	Dallara F320 Spiess	1:33.627	5	1:33.645	4	1:33.691	8	1:33.829	11	1:33.837	6
5	23 Michael Shin		KOR		Team Motopark		DEU	Dallara F320 Spiess	1:33.901	8	1:34.146	9	1:34.197	7	1:34.269	10	1:34.302	6
6	41 Fernando Barrichello		BRA	R	1 Team Motopark		DEU	Dallara F320 Spiess	1:33.913	7	1:33.941	8	1:33.958	6	1:33.988	9	1:34.170	5
7	212 Paolo Brajnik		SRB	GC	1 NV Racing		SRB	Dallara F320 Spiess	3:49.103	1								



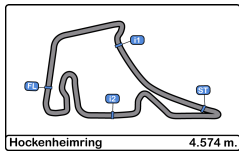


**Hockenheimring**  
**Euroformula Open**  
**Race - 1**  
**Best 5 Top Speeds**



Clas	B_ Driver	Nat	Cat	Cls	Team	Nat	Vehicle	Top 1		Top 2		Top 3		Top 4		Top 5		Avg	
								Km/h	Lap	Km/h	Lap	Km/h	Lap	Km/h	Lap	Km/h	Lap		
1	84 Francesco Simonazzi		ITA		BVM Racing		Dallara F320 Spiess	240.0	16	238.4	14	238.4	15	238.4	18	237.3	13	238.5	
2	26 Jakob Bergmeister		DEU		Team Motopark		Dallara F320 Spiess	239.4	16	237.8	4	237.8	15	237.3	12	236.8	2	237.8	
3	23 Michael Shin		KOR		Team Motopark		Dallara F320 Spiess	238.9	18	237.8	16	237.3	17	236.8	15	235.8	3	237.3	
4	71 Brad Benavides		USA		Team Motopark		Dallara F320 Spiess	238.9	9	238.4	2	238.4	6	238.4	8	237.8	5	238.4	
5	41 Fernando Barrichello		BRA	R	1	Team Motopark		Dallara F320 Spiess	236.8	16	236.3	3	236.3	7	236.3	8	236.3	13	236.4
6	11 Levente Revesz		HUN		Team Motopark		Dallara F320 Spiess	236.3	16	235.8	13	235.2	17	234.7	15	234.2	11	235.2	
7	212 Paolo Brajnik		SRB	GC	1	NV Racing		Dallara F320 Spiess	224.5	1								224.5	





Hockenheimring  
Euroformula Open

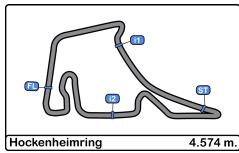
Race - 1

Fastest Laps Sequence



Lap	Time of Day	Session Time	B. Driver	Nat	Cat	Team	Nat	Vehicle	Time	Km/h
2	13:46:04.158	3:13.158	11 Levente Revesz	HUN		Team Motopark	DEU	Dallara F320 Spiess	1:34.021	175.1
3	13:47:39.903	4:48.903	71 Brad Benavides	USA		Team Motopark	DEU	Dallara F320 Spiess	1:33.381	176.3
4	13:49:13.089	6:22.089	71 Brad Benavides	USA		Team Motopark	DEU	Dallara F320 Spiess	1:33.186	176.7





# Hockenheimring Euroformula Open

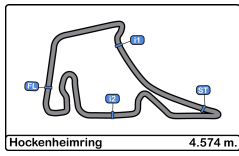
## Race - 1

### Event Best Maximum Speed



B.	Driver	Nat	Cat	Clas	Team	Nat	Vehicle	Km/h	Session
71	Brad Benavides	USA			Team Motopark	DEU	Dallara F320 Spiess	243.2	Qualifying
84	Francesco Simonazzi	ITA			BVM Racing	ITA	Dallara F320 Spiess	240.0	Race - 1
26	Jakob Bergmeister	DEU			Team Motopark	DEU	Dallara F320 Spiess	239.4	Race - 1
23	Michael Shin	KOR			Team Motopark	DEU	Dallara F320 Spiess	238.9	Race - 1
11	Levente Revesz	HUN			Team Motopark	DEU	Dallara F320 Spiess	237.3	Qualifying
41	Fernando Barrichello	BRA	R	1	Team Motopark	DEU	Dallara F320 Spiess	236.8	Qualifying
212	Paolo Brajnik	SRB	GC	1	NV Racing	SRB	Dallara F320 Spiess	235.8	Free Practice - 1





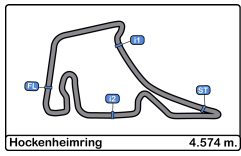
**Hockenheimring**  
**Euroformula Open**  
**Race - 1**  
**Lap Chart**



**LAP**

Nr	Pos	Grid	1	2	3	4	5	6	7	8	9	10	11	12	13	14	15	16	17	18
71	1	71	11	11	11	11	11	11	11	11	71	71	71	71	71	71	71	71	71	71
11	2	11	84	84	71	71	71	71	71	71	11	11	11	11	11	11	11	11	11	84
26	3	26	71	71	84	84	84	84	84	84	84	84	84	84	84	84	84	84	84	11
84	4	84	26	26	26	26	26	26	26	26	26	26	26	26	26	26	26	26	26	26
23	5	23	41	41	41	41	41	41	41	41	41	41	41	41	41	41	41	41	41	23
212	6	212	23	23	23	23	23	23	23	23	23	23	23	23	23	23	23	23	23	41
41	7	41	212																	

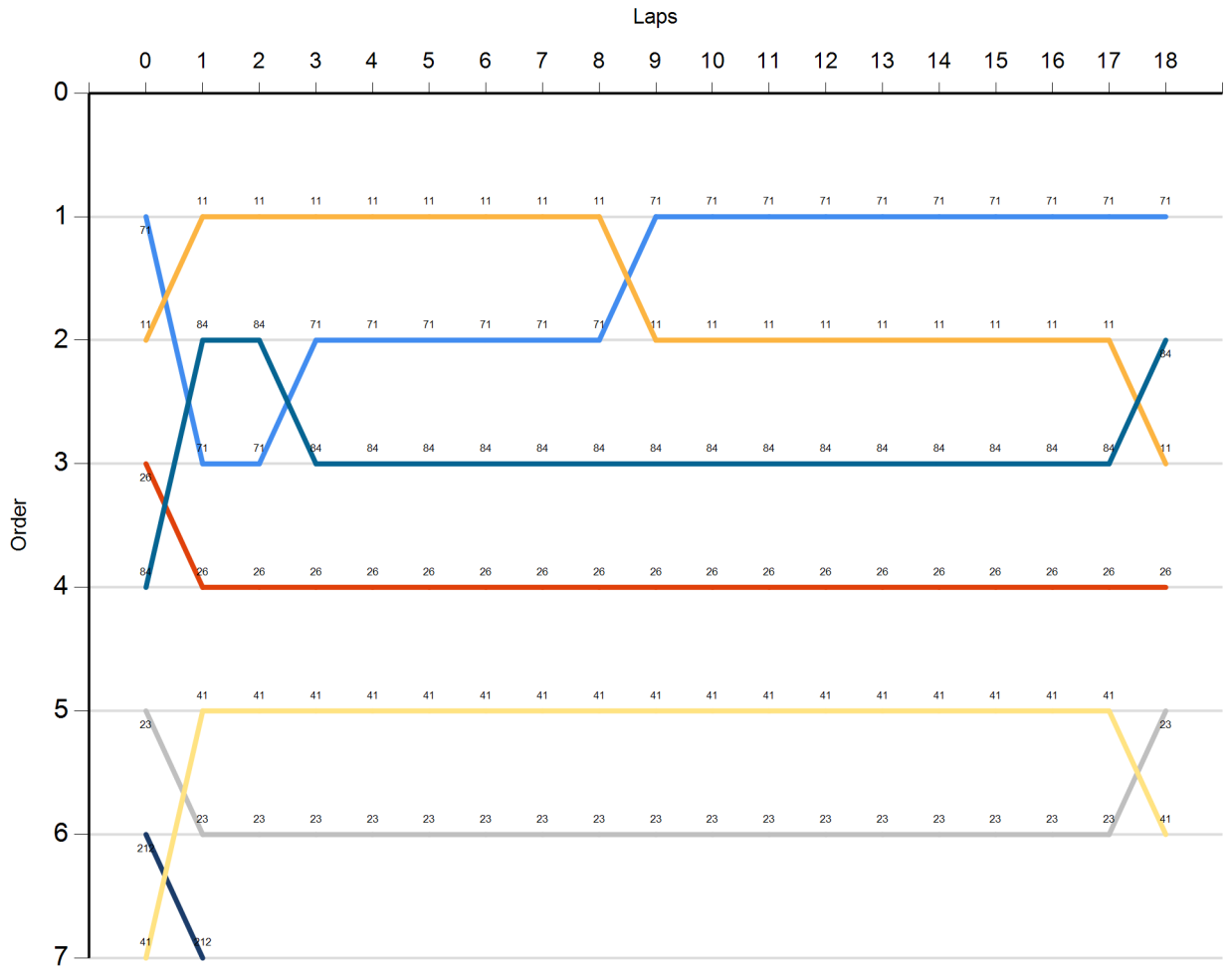


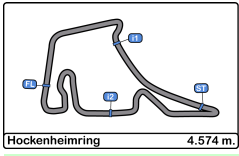


**Hockenheimring**  
**Euroformula Open**  
**Race - 1**  
**Graphic Lap Chart**



- 71
- 11
- 26
- 84
- 23
- 212
- 41





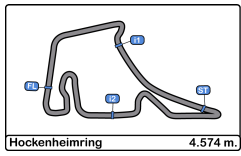
**Hockenheimring**  
**Euroformula Open**  
**Race - 1**  
**Pit Stop Analysis**



<u>Or</u> <u>d.</u>	<u>Nr.</u>	<u>In Day</u>	<u>Time</u>	<u>Entrant/Team</u>	<u>Nat</u>	<u>Driver 1</u>	<u>Nat</u>	<u>Driver 2</u>	<u>Nat</u>	<u>Vehicle</u>	<u>Cat</u>	<u>In Time</u>	<u>Gr.d'B.</u>	<u>Pit Time</u>	<u>Handicap</u>	<u>Diff.</u>
------------------------	------------	---------------	-------------	---------------------	------------	-----------------	------------	-----------------	------------	----------------	------------	----------------	----------------	-----------------	-----------------	--------------



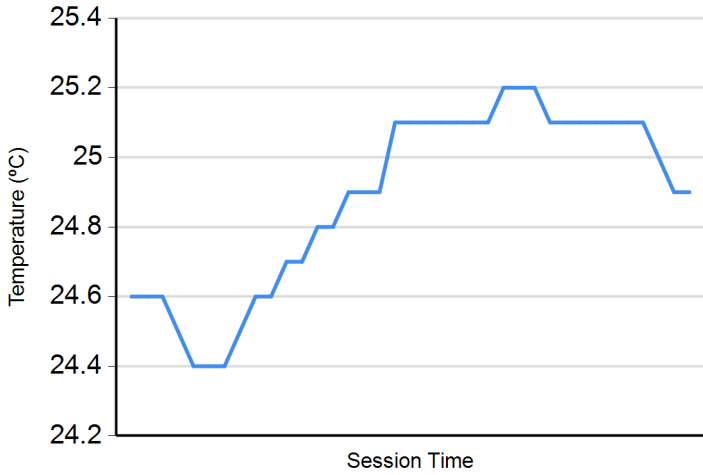




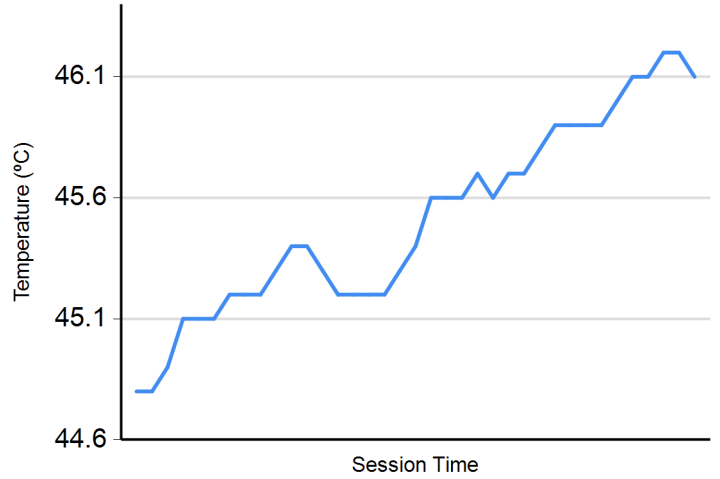
**Hockenheimring**  
**Euroformula Open**  
**Race - 1**  
**Weather Report**



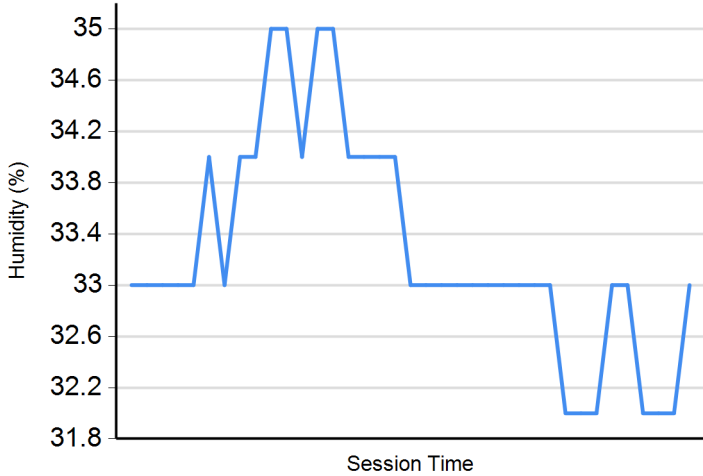
**Air Temperature**



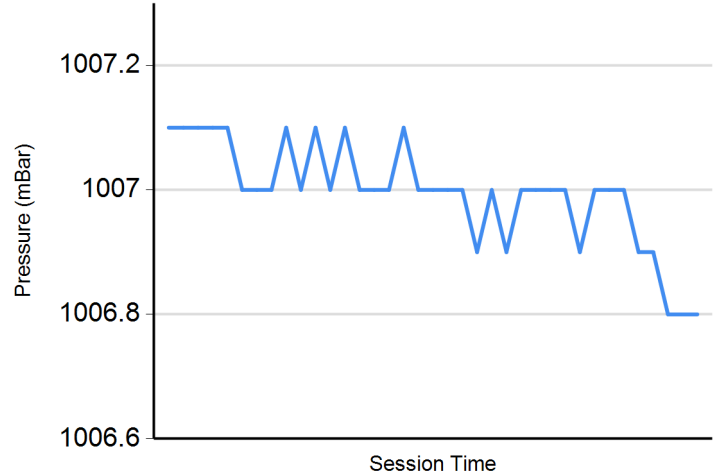
**Track Temperature**



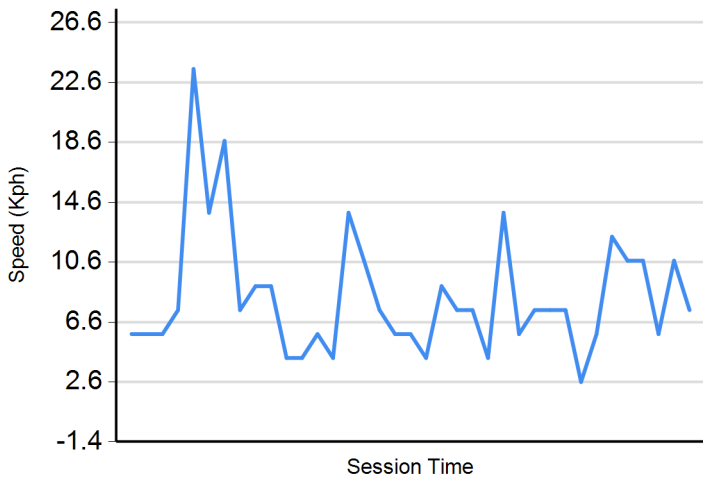
**Humidity**



**Pressure**



**Wind Speed**



**Wind direction**

North = 0°/360° Est = 90° South = 180° West = 270°

