

**Hockenheimring**  
**Euroformula Open**  
**Race - 2**  
**Provisional Results**



Clas	B.	Driver	Nat	Cat	Clas	Team	Nat	Vehicle	Laps	Total Time	Gap	Interval	Km/h	Best	Time	Km/h	
1	84	Francesco Simonazzi		ITA		BVM Racing		Dallara F320 Spiess	18	<b>28:16.846</b>			174.6	9	1:33.644	175.8	
2	71	Brad Benavides		USA		Team Motopark		Dallara F320 Spiess	18	<b>28:18.327</b>	1.481	1.481	174.5	6	1:33.578	175.9	
3	26	Jakob Bergmeister		DEU		Team Motopark		Dallara F320 Spiess	18	<b>28:22.600</b>	5.754	4.273	174.0	11	1:33.833	175.4	
4	11	Levente Revesz		HUN		Team Motopark		Dallara F320 Spiess	18	<b>28:31.448</b>	14.602	8.848	173.1	11	1:33.982	175.2	
5	23 *	Michael Shin		KOR		Team Motopark		Dallara F320 Spiess	18	<b>28:35.301</b>	18.455	3.853	172.7	17	1:34.037	175.1	
6	41 *	Fernando Barrichello		BRA	R	1	Team Motopark		Dallara F320 Spiess	18	<b>28:39.667</b>	22.821	4.366	172.3	14	1:34.176	174.8
7	212 *	Paolo Brajnik		SRB	GC	1	NV Racing		Dallara F320 Spiess	18	<b>29:17.691</b>	1:00.845	38.024	168.6	9	1:36.313	170.9

Fastest lap Brad Benavides in 1:33.578 at 175.9 Km/h in lap 6

**\* PENALTIES**

- CAR #41 - 2 SECONDS TIME PENALTY ADDED TO RACE TIME - TRACK LIMITS T1
- CAR #41 - 3 SECONDS TIME PENALTY ADDED TO RACE TIME - TRACK LIMITS T1
- CAR #23 - 3 SECONDS TIME PENALTY ADDED TO RACE TIME - FORCING CAR 41 OFF TRACK
- CAR #212 - 2 SECONDS TIME PENALTY ADDED TO RACE TIME - TRACK LIMITS T1

Published at:.....

Track Temp: ' + " ' 57 Air Temp: 8) " 8 ' 57 Humidity: 35 % Track Status: DRY

**Race Director:**

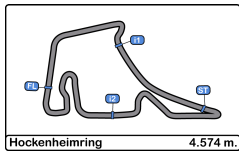
Neus Úññ ãñ ãñ Úññ ï[[ { e

DPB-0825-ESP/CAT

**Timekeeper:**

S. A. O. S. S. e  
 JOB-2654-ESP/M





**Hockenheimring**  
Euroformula Open  
Race - 2



**Provisional Results by Category**

Rookie																
Clas	B_	Driver	Nat	Cat	Clas	Team	Nat	Vehicle	Laps	Total Time	Gap	Interval	Km/h	Best	Time	Km/h
1	41 *	Fernando Barrichello		R	1	Team Motopark		Dallara F320 Spiess	18	28:39.667			172.3	14	1:34.176	174.8
GC																
Clas	B_	Driver	Nat	Cat	Clas	Team	Nat	Vehicle	Laps	Total Time	Gap	Interval	Km/h	Best	Time	Km/h
1	212 *	Paolo Brajnik		GC	1	NV Racing		Dallara F320 Spiess	18	29:17.691			168.6	9	1:36.313	170.9
1	84	Francesco Simonazzi				BVM Racing		Dallara F320 Spiess	18	28:16.846			174.6	9	1:33.644	175.8
2	71	Brad Benavides				Team Motopark		Dallara F320 Spiess	18	28:18.327	1.481	1.481	174.5	6	1:33.578	175.9
3	26	Jakob Bergmeister				Team Motopark		Dallara F320 Spiess	18	28:22.600	5.754	4.273	174.0	11	1:33.833	175.4
4	11	Levente Revesz				Team Motopark		Dallara F320 Spiess	18	28:31.448	14.602	8.848	173.1	11	1:33.982	175.2
5	23 *	Michael Shin				Team Motopark		Dallara F320 Spiess	18	28:35.301	18.455	3.853	172.7	17	1:34.037	175.1

Fastest lap Brad Benavides in 1:33.578 at 175.9 Km/h in lap 6

**\* PENALTIES**

- CAR #41 - 2 SECONDS TIME PENALTY ADDED TO RACE TIME - TRACK LIMITS T1
- CAR #41 - 3 SECONDS TIME PENALTY ADDED TO RACE TIME - TRACK LIMITS T1
- CAR #23 - 3 SECONDS TIME PENALTY ADDED TO RACE TIME - FORCING CAR 41 OFF TRACK
- CAR #212 - 2 SECONDS TIME PENALTY ADDED TO RACE TIME - TRACK LIMITS T1

Published at:.....

Track Temp: '+' '57 Air Temp: 8) "8:57 Humidity: 35 % Track Status: DRY

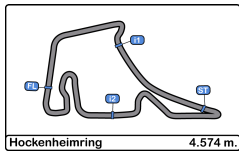
**Race Director:**

Neus Úñ ãñ ãñ Úñ ãñ ãñ e  
DPB-0825-ESP/CAT

**Timekeeper:**

JOB-2654-ESP/M





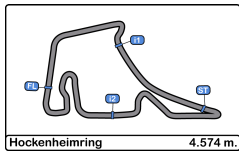
**Hockenheimring**  
**Euroformula Open**  
**Race - 2**



**Provisional Classification by Driver Fastest Lap**

Cl	B.	Entrant/Team	Nat	Vehicle	Driver	Nat	Cat	Cl	Laps	Best	Time	Gap	Interval	Km/h
1	71	Team Motopark	DEU	Dallara F320 Spiess	Brad Benavides	USA			18	6	<b>1:33.578</b>			175.9
2	84	BVM Racing	ITA	Dallara F320 Spiess	Francesco Simonazzi	ITA			18	9	<b>1:33.644</b>	0.066	0.066	175.8
3	26	Team Motopark	DEU	Dallara F320 Spiess	Jakob Bergmeister	DEU			18	11	<b>1:33.833</b>	0.255	0.189	175.4
4	11	Team Motopark	DEU	Dallara F320 Spiess	Levente Revesz	HUN			18	11	<b>1:33.982</b>	0.404	0.149	175.2
5	23	Team Motopark	DEU	Dallara F320 Spiess	Michael Shin	KOR			18	17	<b>1:34.037</b>	0.459	0.055	175.1
6	41	Team Motopark	DEU	Dallara F320 Spiess	Fernando Barrichello	BRA	R	1	18	14	<b>1:34.176</b>	0.598	0.139	174.8
7	212	NV Racing	SRB	Dallara F320 Spiess	Paolo Brajnik	SRB	GC	1	18	9	<b>1:36.313</b>	2.735	2.137	170.9





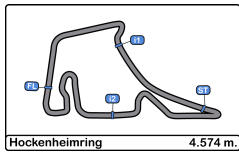
**Hockenheimring**  
**Euroformula Open**  
**Race - 2**



**Distance and Speed Average**

Clas	B.	Driver	Nat	Cat	Clas	Team	Nat	Vehicle	Laps	Distance	Total Time	Km/h	
1	84	Francesco Simonazzi		ITA		BVM Racing		Dallara F320 Spiess	18	82.33	28:16.846	174.6	
2	71	Brad Benavides		USA		Team Motopark		Dallara F320 Spiess	18	82.33	28:18.327	174.5	
3	26	Jakob Bergmeister		DEU		Team Motopark		Dallara F320 Spiess	18	82.33	28:22.600	174.0	
4	11	Levente Revesz		HUN		Team Motopark		Dallara F320 Spiess	18	82.33	28:31.448	173.1	
5	23	Michael Shin		KOR		Team Motopark		Dallara F320 Spiess	18	82.33	28:35.301	172.7	
6	41	Fernando Barrichello		BRA	R	1	Team Motopark		Dallara F320 Spiess	18	82.33	28:39.667	172.3
7	212	Paolo Brajnik		SRB	GC	1	NV Racing		Dallara F320 Spiess	18	82.33	29:17.691	168.6





**Hockenheimring**  
**Euroformula Open**  
**Race - 2**  
**Lap Analysis**



**11**

Levente Revesz

Dallara F320 Spiess **26**

Jakob Bergmeister

Dallara F320 Spiess

Team Motopark

Team Motopark

Lap	D	Time	Sector 1	Sector 2	Sector 3	T. Spd	Elapsed	Lap	D	Time	Sector 1	Sector 2	Sector 3	T. Spd	Elapsed
1		1:43.641	26.374	46.754	30.513	234.2	1:43.641	1		1:40.068	25.126	45.520	29.422	232.7	1:40.068
2		1:35.443	20.183	45.764	29.496	236.3	3:19.084	2		1:34.474	19.858	45.509	29.107	234.7	3:14.542
3		1:34.595	19.995	45.472	29.128	230.2	4:53.679	3		1:34.307	19.773	45.338	29.196	234.2	4:48.849
4		1:34.802	20.063	45.406	29.333	230.2	6:28.481	4		1:34.951	19.684	45.778	29.489	234.2	6:23.800
5		1:34.602	20.092	45.323	29.187	231.7	8:03.083	5		1:34.337	19.960	45.275	29.102	234.7	7:58.137
6		1:34.471	20.078	45.302	29.091	231.7	9:37.554	6		1:34.074	19.779	45.074	29.221	233.2	9:32.211
7		1:34.629	20.019	45.553	29.057	231.7	11:12.183	7		1:34.024	19.698	45.119	29.207	233.2	11:06.235
8		1:34.409	19.965	45.383	29.061	231.2	12:46.592	8		1:34.497	19.844	45.211	29.442	232.2	12:40.732
9		1:34.394	20.034	45.315	29.045	231.2	14:20.986	9		1:34.313	19.861	45.152	29.300	231.7	14:15.045
10		1:34.357	19.934	45.439	28.984	230.7	15:55.343	10		1:34.285	19.779	45.283	29.223	231.7	15:49.330
11		1:33.982	19.775	45.276	28.931	231.7	17:29.325	11		1:33.833	19.762	45.008	29.063	232.2	17:23.163
12		1:33.999	19.885	45.155	28.959	232.2	19:03.324	12		1:34.124	19.802	45.095	29.227	232.7	18:57.287
13		1:34.435	20.102	45.232	29.101	232.2	20:37.759	13		1:33.956	19.750	44.979	29.227	233.7	20:31.243
14		1:34.596	20.075	45.358	29.163	231.7	22:12.355	14		1:34.018	19.701	45.063	29.254	233.2	22:05.261
15		1:34.685	19.981	45.437	29.267	231.7	23:47.040	15		1:34.200	19.874	45.029	29.297	233.2	23:39.461
16		1:34.539	19.998	45.351	29.190	231.2	25:21.579	16		1:34.139	19.886	44.979	29.274	232.7	25:13.600
17		1:34.805	20.125	45.243	29.437	231.2	26:56.384	17		1:34.550	19.874	45.190	29.486	232.2	26:48.150
18		1:35.064	20.184	45.388	29.492	230.2	28:31.448	18		1:34.450	19.905	45.090	29.455	231.7	28:22.600

**23**

Michael Shin

Dallara F320 Spiess **41**

Fernando Barrichello

Dallara F320 Spiess

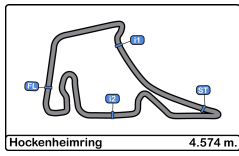
Team Motopark

Rookie

Team Motopark

Lap	D	Time	Sector 1	Sector 2	Sector 3	T. Spd	Elapsed	Lap	D	Time	Sector 1	Sector 2	Sector 3	T. Spd	Elapsed
1		1:43.293	25.715	47.316	30.262	230.2	1:43.293	1		1:43.968	25.719	47.705	30.544	229.2	1:43.968
2		1:36.938	20.144	46.731	30.063	232.2	3:20.231	2		1:35.517	20.245	45.852	29.420	239.4	3:19.485
3		1:35.200	20.195	45.511	29.494	233.2	4:55.431	3		1:34.912	20.080	45.476	29.356	235.2	4:54.397
4		1:34.740	20.096	45.348	29.296	232.7	6:30.171	4		1:34.590	20.011	45.504	29.075	234.2	6:28.987
5		1:34.416	19.993	45.228	29.195	233.2	8:04.587	5		1:34.707	20.140	45.347	29.220	236.3	8:03.694
6		1:34.540	19.984	45.115	29.441	235.2	9:39.127	6		1:34.811	20.192	45.416	29.203	235.2	9:38.505
7		1:34.606	20.054	45.097	29.455	235.2	11:13.733	7		1:34.410	19.878	45.388	29.144	235.8	11:12.915
8		1:34.588	20.089	45.190	29.309	233.7	12:48.321	8		1:34.505	19.945	45.347	29.213	235.2	12:47.420
9		1:34.703	20.033	45.225	29.445	233.7	14:23.024	9		1:34.931	20.040	45.459	29.432	234.2	14:22.351
10		1:34.744	20.057	45.204	29.483	235.2	15:57.768	10		1:34.658	20.142	45.398	29.118	233.2	15:57.009
11		1:34.620	20.180	45.174	29.266	234.7	17:32.388	11		1:34.391	20.064	45.359	28.968	234.2	17:31.400
12		1:34.432	19.944	45.145	29.343	235.2	19:06.820	12		1:34.618	19.958	45.424	29.236	233.7	19:06.018
13		1:34.347	20.030	45.028	29.289	236.3	20:41.167	13		1:34.358	19.977	45.173	29.208	234.2	20:40.376
14		1:34.442	20.060	45.108	29.274	235.2	22:15.609	14		1:34.176	19.886	45.202	29.088	234.2	22:14.552
15		1:34.056	19.838	45.131	29.087	235.2	23:49.665	15		1:34.233	19.864	45.235	29.134	234.2	23:48.785
16		1:34.380	19.848	45.200	29.332	237.3	25:24.045	16		1:36.112	20.167	45.340	30.605	233.2	25:24.897
17		1:34.037	19.911	45.078	29.048	232.7	26:58.082	17		1:35.034	20.330	45.389	29.315	234.2	26:59.931
18		1:34.219	19.805	45.216	29.198	232.7	28:32.301	18		1:34.736	19.969	45.177	29.590	231.7	28:34.667





**Hockenheimring**  
**Euroformula Open**  
**Race - 2**  
**Lap Analysis**



**71**

Brad Benavides

Dallara F320 Spiess **212**

Paolo Brajnik

Dallara F320 Spiess

Team Motopark GC

NV Racing

Lap	D	Time	Sector 1	Sector 2	Sector 3	T. Spd	Elapsed	Lap	D	Time	Sector 1	Sector 2	Sector 3	T. Spd	Elapsed
1		1:41.441	26.172	46.109	29.160	233.7	1:41.441	1		1:44.750	26.906	46.847	30.997	233.7	1:44.750
2		1:33.690	19.560	45.091	29.039	234.7	3:15.131	2		1:38.485	20.197	46.220	32.068	234.2	3:23.235
3		1:34.160	19.602	45.337	29.221	238.9	4:49.291	3		1:37.282	20.677	46.133	30.472	230.7	5:00.517
4		1:33.806	19.593	45.101	29.112	241.0	6:23.097	4		1:36.980	20.581	46.185	30.214	230.2	6:37.497
5		1:33.637	19.682	45.080	28.875	235.8	7:56.734	5		1:37.087	20.848	46.133	30.106	230.2	8:14.584
6		1:33.578	19.578	45.048	28.952	237.3	9:30.312	6		1:37.076	21.023	45.834	30.219	230.2	9:51.660
7		1:33.827	19.581	45.053	29.193	237.8	11:04.139	7		1:36.756	20.565	46.032	30.159	230.2	11:28.416
8		1:33.662	19.571	45.049	29.042	236.8	12:37.801	8		1:36.515	20.571	45.844	30.100	230.2	13:04.931
9		1:33.651	19.630	45.016	29.005	237.3	14:11.452	9		1:36.313	20.449	45.840	30.024	229.2	14:41.244
10		1:33.885	19.650	45.095	29.140	237.3	15:45.337	10		1:37.479	21.165	45.956	30.358	229.2	16:18.723
11		1:33.998	19.870	44.971	29.157	235.8	17:19.335	11		1:36.844	20.863	46.002	29.979	229.7	17:55.567
12		1:34.134	19.808	45.058	29.268	236.3	18:53.469	12		1:36.856	20.636	45.903	30.317	229.7	19:32.423
13		1:33.965	19.804	44.982	29.179	236.3	20:27.434	13		1:37.082	20.731	46.100	30.251	230.7	21:09.505
14		1:33.739	19.695	44.883	29.161	237.3	22:01.173	14		1:36.627	20.774	45.743	30.110	231.2	22:46.132
15		1:34.095	19.768	45.156	29.171	236.8	23:35.268	15		1:37.430	20.953	46.043	30.434	230.2	24:23.562
16		1:34.268	19.875	45.108	29.285	236.3	25:09.536	16		1:37.516	20.906	46.023	30.587	230.7	26:01.078
17		1:34.225	20.017	44.988	29.220	234.7	26:43.761	17		1:37.564	21.184	46.200	30.180	229.2	27:38.642
18		1:34.566	20.127	45.207	29.232	233.7	28:18.327	18		1:37.049	20.730	46.054	30.265	229.7	29:15.691

**84**

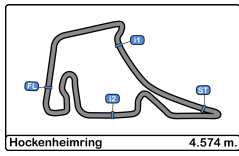
Francesco Simonazzi

Dallara F320 Spiess

BVM Racing

Lap	D	Time	Sector 1	Sector 2	Sector 3	T. Spd	Elapsed
1		1:39.350	24.376	45.986	28.988	230.2	1:39.350
2		1:34.311	19.942	45.588	28.781	230.2	3:13.661
3		1:34.348	19.917	45.600	28.831	230.7	4:48.009
4		1:33.835	19.732	45.354	28.749	231.7	6:21.844
5		1:33.874	19.838	45.303	28.733	231.7	7:55.718
6		1:33.749	19.850	45.146	28.753	231.7	9:29.467
7		1:33.876	19.753	45.242	28.881	231.7	11:03.343
8		1:33.732	19.645	45.195	28.892	232.2	12:37.075
9		1:33.644	19.742	45.145	28.757	231.7	14:10.719
10		1:33.766	19.797	45.207	28.762	231.2	15:44.485
11		1:33.899	19.741	45.301	28.857	231.2	17:18.384
12		1:33.970	19.782	45.255	28.933	231.7	18:52.354
13		1:34.069	19.934	45.116	29.019	232.7	20:26.423
14		1:33.921	19.885	45.190	28.846	232.7	22:00.344
15		1:33.906	19.734	45.209	28.963	232.2	23:34.250
16		1:33.998	19.950	45.097	28.951	231.7	25:08.248
17		1:34.030	19.811	45.147	29.072	231.7	26:42.278
18		1:34.568	19.978	45.378	29.212	231.2	28:16.846



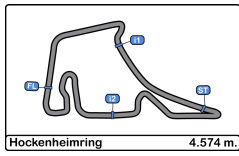


**Hockenheimring**  
**Euroformula Open**  
**Race - 2**  
**Analysis by Lap**



Num	Lap Time	Gap	Num	Lap Time	Gap	Num	Lap Time	Gap
<b>Lap 1</b>			<b>Lap 7</b>			<b>Lap 13</b>		
84	1:39.350		84	1:33.876		84	1:34.069	
26	1:40.068	00.718	71	1:33.827	00.796	71	1:33.965	01.011
71	1:41.441	02.091	26	1:34.024	02.892	26	1:33.956	04.820
23	1:43.293	03.943	11	1:34.629	08.840	11	1:34.435	11.336
11	1:43.641	04.291	41	1:34.410	09.572	41	1:34.358	13.953
41	1:43.968	04.618	23	1:34.606	10.390	23	1:34.347	14.744
212	1:44.750	05.400	212	1:36.756	25.073	212	1:37.082	43.082
<b>Lap 2</b>			<b>Lap 8</b>			<b>Lap 14</b>		
84	1:34.311		84	1:33.732		84	1:33.921	
26	1:34.474	00.881	71	1:33.662	00.726	71	1:33.739	00.829
71	1:33.690	01.470	26	1:34.497	03.657	26	1:34.018	04.917
11	1:35.443	05.423	11	1:34.409	09.517	11	1:34.596	12.011
41	1:35.517	05.824	41	1:34.505	10.345	41	1:34.176	14.208
23	1:36.938	06.570	23	1:34.588	11.246	23	1:34.442	15.265
212	1:38.485	09.574	212	1:36.515	27.856	212	1:36.627	45.788
<b>Lap 3</b>			<b>Lap 9</b>			<b>Lap 15</b>		
84	1:34.348		84	1:33.644		84	1:33.906	
26	1:34.307	00.840	71	1:33.651	00.733	71	1:34.095	01.018
71	1:34.160	01.282	26	1:34.313	04.326	26	1:34.200	05.211
11	1:34.595	05.670	11	1:34.394	10.267	11	1:34.685	12.790
41	1:34.912	06.388	41	1:34.931	11.632	41	1:34.233	14.535
23	1:35.200	07.422	23	1:34.703	12.305	23	1:34.056	15.415
212	1:37.282	12.508	212	1:36.313	30.525	212	1:37.430	49.312
<b>Lap 4</b>			<b>Lap 10</b>			<b>Lap 16</b>		
84	1:33.835		84	1:33.766		84	1:33.998	
71	1:33.806	01.253	71	1:33.885	00.852	71	1:34.268	01.288
26	1:34.951	01.956	26	1:34.285	04.845	26	1:34.139	05.352
11	1:34.802	06.637	11	1:34.357	10.858	11	1:34.539	13.331
41	1:34.590	07.143	41	1:34.658	12.524	23	1:34.380	15.797
23	1:34.740	08.327	23	1:34.744	13.283	41	1:36.112	16.649
212	1:36.980	15.653	212	1:37.479	34.238	212	1:37.516	52.830
<b>Lap 5</b>			<b>Lap 11</b>			<b>Lap 17</b>		
84	1:33.874		84	1:33.899		84	1:34.030	
71	1:33.637	01.016	71	1:33.998	00.951	71	1:34.225	01.483
26	1:34.337	02.419	26	1:33.833	04.779	26	1:34.550	05.872
11	1:34.602	07.365	11	1:33.982	10.941	11	1:34.805	14.106
41	1:34.707	07.976	41	1:34.391	13.016	23	1:34.037	15.804
23	1:34.416	08.869	23	1:34.620	14.004	41	1:35.034	17.653
212	1:37.087	18.866	212	1:36.844	37.183	212	1:37.564	56.364
<b>Lap 6</b>			<b>Lap 12</b>			<b>Lap 18</b>		
84	1:33.749		84	1:33.970		84	1:34.568	
71	1:33.578	00.845	71	1:34.134	01.115	71	1:34.566	01.481
26	1:34.074	02.744	26	1:34.124	04.933	26	1:34.450	05.754
11	1:34.471	08.087	11	1:33.999	10.970	11	1:35.064	14.602
41	1:34.811	09.038	41	1:34.618	13.664	23	1:34.219	15.455
23	1:34.540	09.660	23	1:34.432	14.466	41	1:34.736	17.821
212	1:37.076	22.193	212	1:36.856	40.069	212	1:37.049	58.845





# Hockenheimring Euroformula Open

## Race - 2

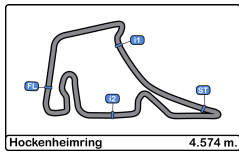
### Best Sectors Results



Sector - 1			Sector - 2			Sector - 3			Ideal Lap vs Best Lap						
Clas	B_	Driver	Time	B_	Driver	Time	B_	Driver	Time	Clas	B_	Driver	Ideal Lap	Best Lap	Clas
1	71	Brad Benavides	19.560	71	Brad Benavides	44.883	84	Francesco Simonazzi	28.733	1	71	Brad Benavides	1:33.318	1:33.578	1
2	84	Francesco Simonazzi	19.645	26	Jakob Bergmeister	44.979	71	Brad Benavides	28.875	2	84	Francesco Simonazzi	1:33.475	1:33.644	2
3	26	Jakob Bergmeister	19.684	23	Michael Shin	45.028	11	Levente Revesz	28.931	3	26	Jakob Bergmeister	1:33.726	1:33.833	3
4	11	Levente Revesz	19.775	84	Francesco Simonazzi	45.097	41	Fernando Barrichello	28.968	4	11	Levente Revesz	1:33.861	1:33.982	4
5	23	Michael Shin	19.805	11	Levente Revesz	45.155	23	Michael Shin	29.048	5	23	Michael Shin	1:33.881	1:34.037	5
6	41	Fernando Barrichello	19.864	41	Fernando Barrichello	45.173	26	Jakob Bergmeister	29.063	6	41	Fernando Barrichello	1:34.005	1:34.176	6
7	21	Paolo Brajnik	20.197	212	Paolo Brajnik	45.743	212	Paolo Brajnik	29.979	7	212	Paolo Brajnik	1:35.919	1:36.313	7





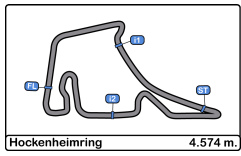


**Hockenheimring**  
**Euroformula Open**  
**Race - 2**  
**Leader Sequence**



B	Driver	Nat	Cat	Clas	Team	Nat	Vehicle	Start Lap	End Lap	Laps	Total Laps
84	Francesco Simonazzi		ε		BVM Racing		ε Dallara F320 Spiess	1	18	18	18



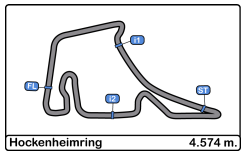


**Hockenheimring**  
**Euroformula Open**  
**Race - 2**  
**Best 5 Lap Times**



Cls	B_ Driver	Nat	Cat	Cls	Team	Nat	Vehicle	Best 1		Best 2		Best 3		Best 4		Best 5		
								Time	Lap	Time	Lap	Time	Lap	Time	Lap	Time	Lap	
1	71 Brad Benavides		USA		Team Motopark		DEU	Dallara F320 Spiess	<b>1:33.578</b>	6	1:33.637	5	1:33.651	9	1:33.662	8	1:33.690	2
2	84 Francesco		ITA		BVM Racing		ITA	Dallara F320 Spiess	<b>1:33.644</b>	9	1:33.732	8	1:33.749	6	1:33.766	10	1:33.835	4
3	26 Jakob Bergmeister		DEU		Team Motopark		DEU	Dallara F320 Spiess	<b>1:33.833</b>	11	1:33.956	13	1:34.018	14	1:34.024	7	1:34.074	6
4	11 Levente Revesz		HUN		Team Motopark		DEU	Dallara F320 Spiess	<b>1:33.982</b>	11	1:33.999	12	1:34.357	10	1:34.394	9	1:34.409	8
5	23 Michael Shin		KOR		Team Motopark		DEU	Dallara F320 Spiess	<b>1:34.037</b>	17	1:34.056	15	1:34.219	18	1:34.347	13	1:34.380	16
6	41 Fernando Barrichello		BRA	R	1 Team Motopark		DEU	Dallara F320 Spiess	<b>1:34.176</b>	14	1:34.233	15	1:34.358	13	1:34.391	11	1:34.410	7
7	212 Paolo Brajnik		SRB	GC	1 NV Racing		SRB	Dallara F320 Spiess	<b>1:36.313</b>	9	1:36.515	8	1:36.627	14	1:36.756	7	1:36.844	11



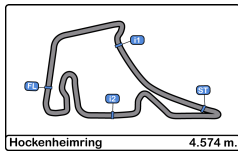


**Hockenheimring**  
**Euroformula Open**  
**Race - 2**  
**Best 5 Top Speeds**



Clas	B_ Driver	Nat	Cat	Cls	Team	Nat	Vehicle	Top 1		Top 2		Top 3		Top 4		Top 5		Avg
								Km/h	Lap	Km/h	Lap	Km/h	Lap	Km/h	Lap	Km/h	Lap	
1	71 Brad Benavides				Team Motopark		Dallara F320 Spiess	241.0	4	238.9	3	237.8	7	237.3	6	237.3	9	238.5
2	41 Fernando Barrichello		R	1	Team Motopark		Dallara F320 Spiess	239.4	2	236.3	5	235.8	7	235.2	3	235.2	6	236.4
3	23 Michael Shin				Team Motopark		Dallara F320 Spiess	237.3	16	236.3	13	235.2	6	235.2	7	235.2	10	235.9
4	11 Levente Revesz				Team Motopark		Dallara F320 Spiess	236.3	2	234.2	1	232.2	12	232.2	13	231.7	5	233.3
5	26 Jakob Bergmeister				Team Motopark		Dallara F320 Spiess	234.7	2	234.7	5	234.2	3	234.2	4	233.7	13	234.3
6	212 Paolo Brajnik		GC	1	NV Racing		Dallara F320 Spiess	234.2	2	233.7	1	231.2	14	230.7	3	230.7	13	232.1
7	84 Francesco Simonazzi				BVM Racing		Dallara F320 Spiess	232.7	13	232.7	14	232.2	8	232.2	15	231.7	4	232.3



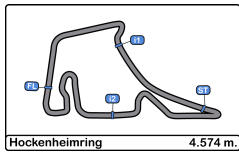


**Hockenheimring**  
**Euroformula Open**  
**Race - 2**  
**Fastest Laps Sequence**



Lap	Time of Day	Session Time	B. Driver	Nat	Cat	Team	Nat	Vehicle	Time	Km/h
2	18:44:11.986	3:13.986	84 Francesco Simonazzi		ITA	BVM Racing		ITA Dallara F320 Spiess	1:34.311	174.5
2	18:44:13.456	3:15.456	71 Brad Benavides		USA	Team Motopark		DEU Dallara F320 Spiess	1:33.690	175.7
5	18:48:55.059	7:57.059	71 Brad Benavides		USA	Team Motopark		DEU Dallara F320 Spiess	1:33.637	175.8
6	18:50:28.637	9:30.637	71 Brad Benavides		USA	Team Motopark		DEU Dallara F320 Spiess	1:33.578	175.9





**Hockenheimring**  
**Euroformula Open**

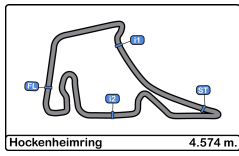
**Race - 2**

**Event Best Maximum Speed**



B.	Driver	Nat	Cat	Clas	Team	Nat	Vehicle	Km/h	Session
71	Brad Benavides	USA			Team Motopark	DEU	Dallara F320 Spiess	243.2	Qualifying
84	Francesco Simonazzi	ITA			BVM Racing	ITA	Dallara F320 Spiess	240.0	Race - 1
26	Jakob Bergmeister	DEU			Team Motopark	DEU	Dallara F320 Spiess	239.4	Race - 1
41	Fernando Barrichello	BRA	R	1	Team Motopark	DEU	Dallara F320 Spiess	239.4	Race - 2
23	Michael Shin	KOR			Team Motopark	DEU	Dallara F320 Spiess	238.9	Race - 1
11	Levente Revesz	HUN			Team Motopark	DEU	Dallara F320 Spiess	237.3	Qualifying
212	Paolo Brajnik	SRB	GC	1	NV Racing	SRB	Dallara F320 Spiess	235.8	Free Practice - 1





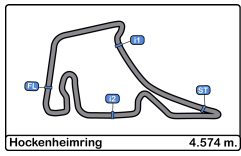
**Hockenheimring**  
**Euroformula Open**  
**Race - 2**  
**Lap Chart**



**LAP**

Nr	Pos	Grid	1	2	3	4	5	6	7	8	9	10	11	12	13	14	15	16	17	18
84	1	84	84	84	84	84	84	84	84	84	84	84	84	84	84	84	84	84	84	84
41	2	41	26	26	26	71	71	71	71	71	71	71	71	71	71	71	71	71	71	71
23	3	23	71	71	71	26	26	26	26	26	26	26	26	26	26	26	26	26	26	26
26	4	26	23	11	11	11	11	11	11	11	11	11	11	11	11	11	11	11	11	11
11	5	11	11	41	41	41	41	41	41	41	41	41	41	41	41	41	41	23	23	23
71	6	71	41	23	23	23	23	23	23	23	23	23	23	23	23	23	23	41	41	41
212	7	212	212	212	212	212	212	212	212	212	212	212	212	212	212	212	212	212	212	212

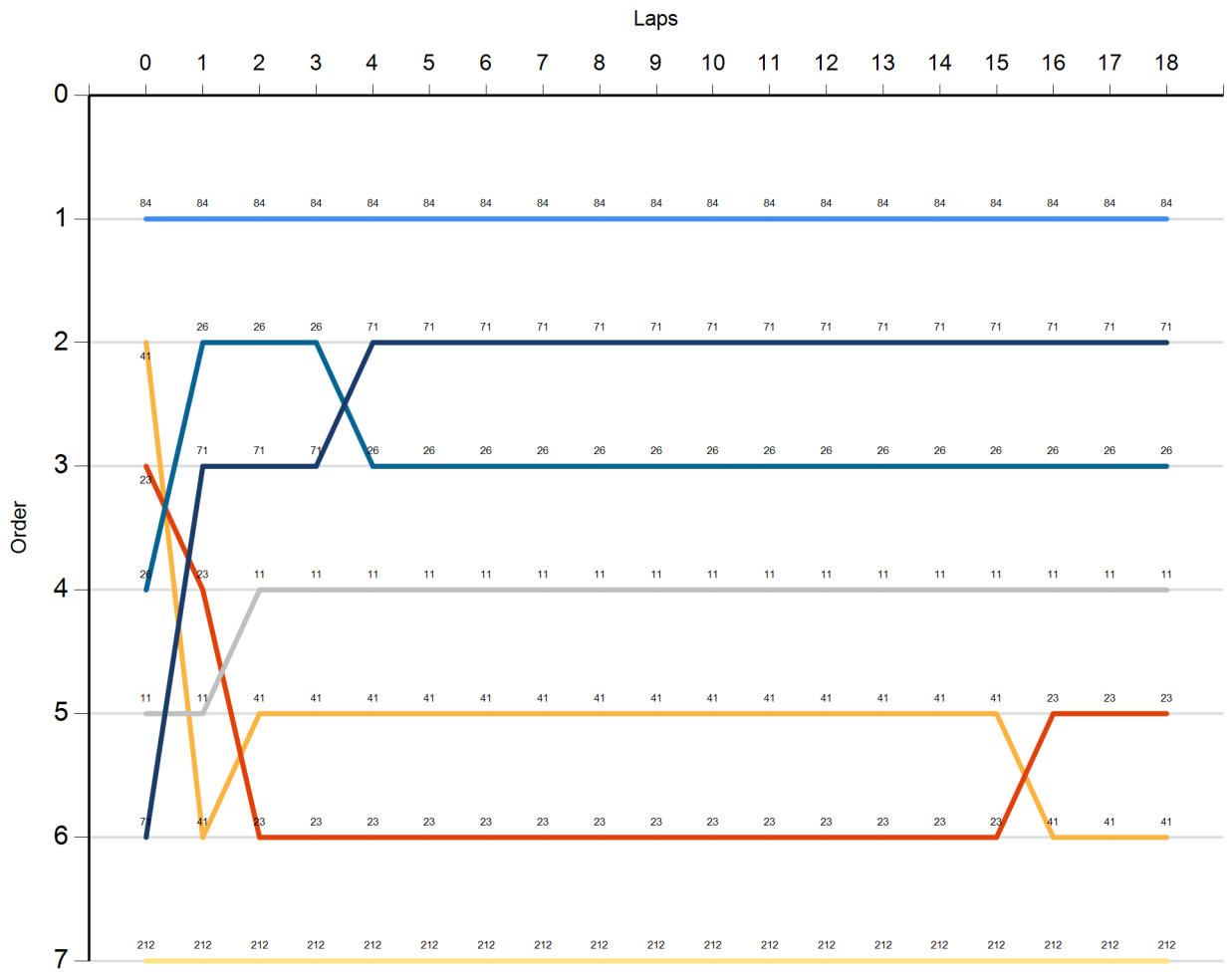


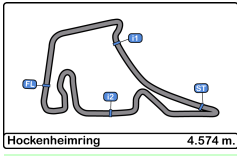


**Hockenheimring**  
**Euroformula Open**  
**Race - 2**  
**Graphic Lap Chart**



- 84
- 41
- 23
- 26
- 11
- 71
- 212





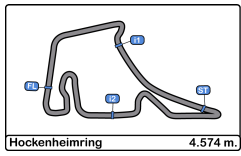
**Hockenheimring**  
**Euroformula Open**  
**Race - 2**  
**Pit Stop Analysis**



<u>Or</u> <u>d.</u>	<u>Nr.</u>	<u>In Day</u>	<u>Time</u>	<u>Entrant/Team</u>	<u>Nat</u>	<u>Driver 1</u>	<u>Nat</u>	<u>Driver 2</u>	<u>Nat</u>	<u>Vehicle</u>	<u>Cat</u>	<u>In Time</u>	<u>Gr.d</u>	<u>B.</u>	<u>Pit Time</u>	<u>Handicap</u>	<u>Diff.</u>
------------------------	------------	---------------	-------------	---------------------	------------	-----------------	------------	-----------------	------------	----------------	------------	----------------	-------------	-----------	-----------------	-----------------	--------------



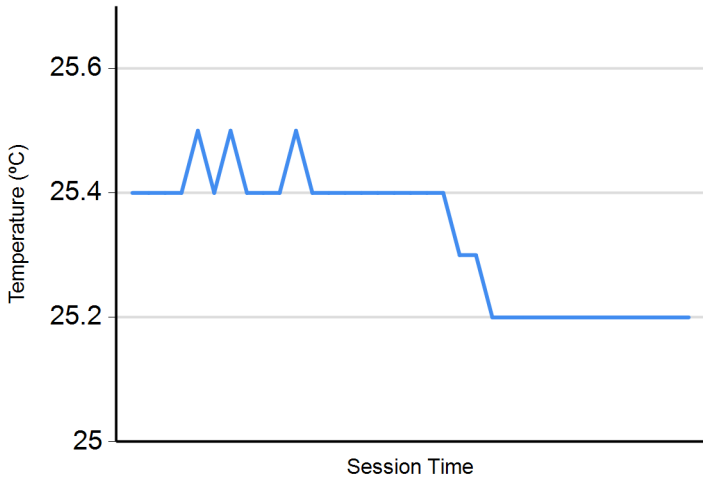




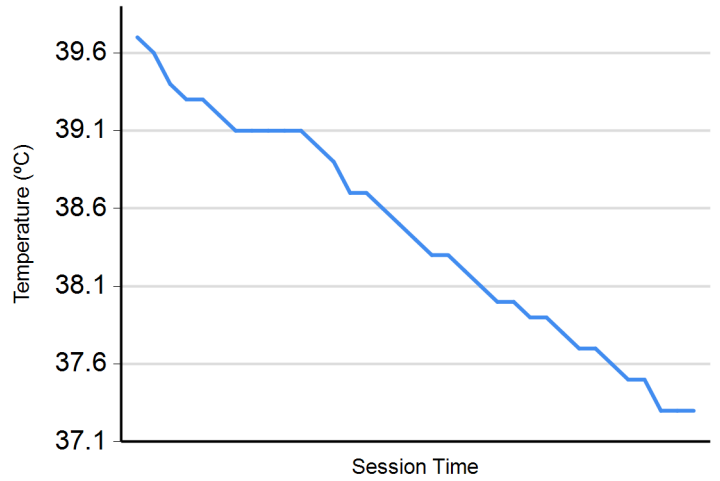
**Hockenheimring**  
**Euroformula Open**  
**Race - 2**  
**Weather Report**



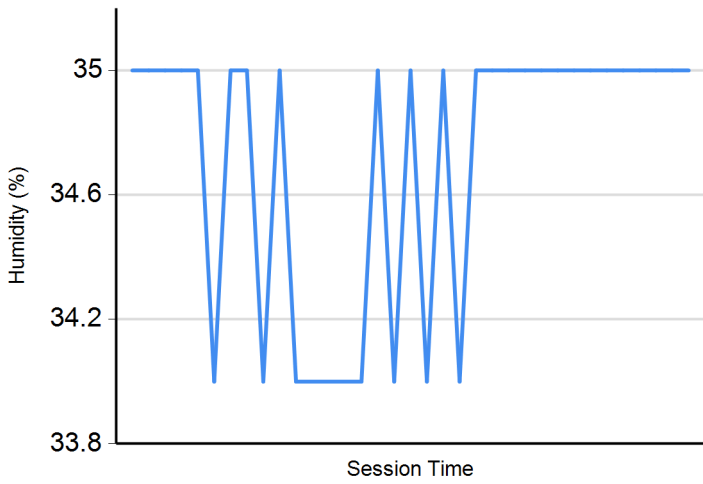
**Air Temperature**



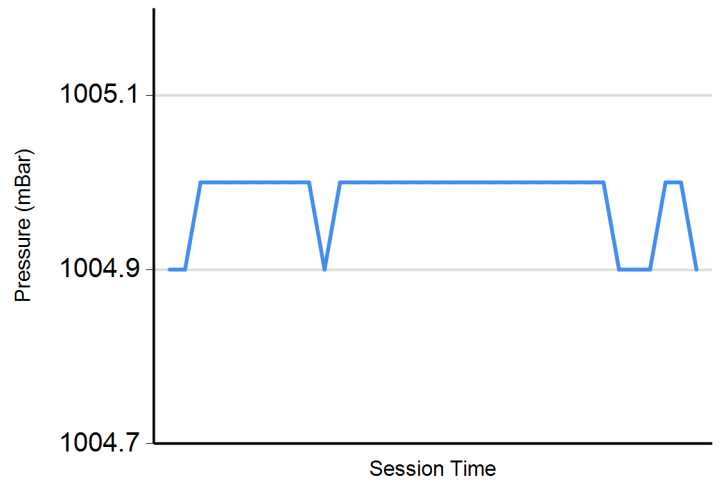
**Track Temperature**



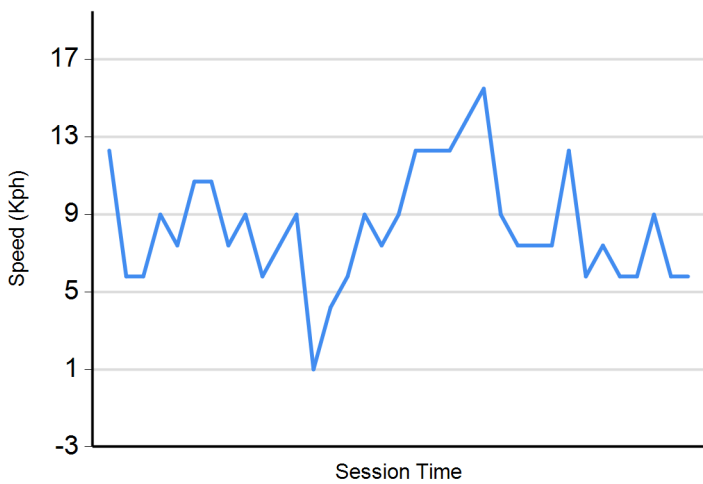
**Humidity**



**Pressure**



**Wind Speed**



**Wind direction**

North = 0°/360° Est = 90° South = 180° West = 270°

