

**Spa Francorchamps**  
**Euroformula Open**  
**Qualifying**  
**Provisional Results**



Clas	Nº	Driver	Nat	Cat	Clas	Team	Nat	Vehicle	Laps	Best	Time	Gap	Interval	Km/h
1	84	Francesco Simonazzi	ITA			BVM Racing	ITA	Dallara F320 Spiess	8	7	2:27.924			170.4
2	71	Brad Benavides	USA			Team Motopark	DEU	Dallara F320 Spiess	7	7	2:28.053	0.129	0.129	170.3
3	11	Levente Revesz	HUN			Team Motopark	DEU	Dallara F320 Spiess	7	7	2:28.336	0.412	0.283	169.9
4	26	Jakob Bergmeister	DEU			Team Motopark	DEU	Dallara F320 Spiess	8	7	2:28.906	0.982	0.570	169.3
5	23	Michael Shin	KOR			Team Motopark	DEU	Dallara F320 Spiess	8	8	2:29.680	1.756	0.774	168.4
6	39	Gerrard Xie	HKG			Team Motopark	DEU	Dallara F320 Spiess	8	3	2:29.860	1.936	0.180	168.2
7	41	Fernando Barrichello	BRA	R	1	Team Motopark	DEU	Dallara F320 Spiess	7	6	2:31.860	3.936	2.000	166.0
8	212	Paolo Brajnik	SRB	GC	1	NV Racing	SRB	Dallara F320 Spiess	4	3	2:55.234	27.310	23.374	143.8

Published at:.....

Track Temp: 14.4 °C Air Temp: 11.7 °C Humidity: 90 % Track Status: WET

**Race Director:**

Neus Santamaría Sanromà

DPB-0825-ESP/CAT

**Timekeeper:**

  
 Luis Garcia  
 JOB-2654-ESP/M

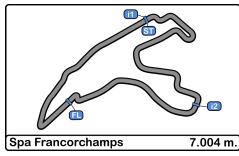


CIRCUIT DE SPA FRANCORCHAMPS



Real Federación Española de Automovilismo





**Spa Francorchamps**  
**Euroformula Open**  
**Qualifying**  
**Track Limit**



The Stewards, having received a report from Race Director, have considered the following matter and determine the following:

**Session** Qualifying  
**Fact** The cars below did not use the track at the turns listed below

**Infringement** Breach of Appendix L Chapter IV Article 2 c) of the FIA International Sporting Code and Article 19.4/19.5 of the Sporting Regulations.

**Decision** Deletion of the lap times shown in accordance with Article 12.4.1.e of the FIA International Sporting Code.

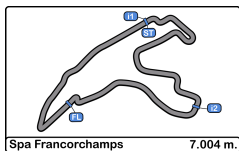
**Note**

- Certain decisions of the Stewards are subject to appeal (Article 15 of the FIA International Sporting Code).
- These penalties are not subject to appeal Article.12.3.4 of the FIA International Sporting Code and Article 16.5 of the Sporting Regulations.
- According to Article.12.3.3.b of the FIA International Sporting Code these decisions become immediately binding even in case of an appeal.

Ord	Turn	N° Driver	Entrant/Team	Time of Day	Lap Time
1	4	23 Michael Shin	Team Motopark	9:55:22.759	2:32.145
2	10	23 Michael Shin	Team Motopark	10:07:23.626	4:15.645
3	10	39 Gerrard Xie	Team Motopark	10:07:27.591	2:29.731
4	10	39 Gerrard Xie	Team Motopark	10:12:26.218	2:27.916

**The Stewards:**





**Spa Francorchamps**  
**Euroformula Open**  
**Qualifying**  
**Provisional Results by Category**



Rookie														
Clas	Nº	Driver	Nat	Cat	Clas	Team	Nat	Vehicle	Laps	Best	Time	Gap	Interval	Km/h
1	41	Fernando Barrichello		R	1	Team Motopark		Dallara F320 Spiess	7	6	2:31.860			166.0

GC														
Clas	Nº	Driver	Nat	Cat	Clas	Team	Nat	Vehicle	Laps	Best	Time	Gap	Interval	Km/h
1	212	Paolo Brajnik		GC	1	NV Racing		Dallara F320 Spiess	4	3	2:55.234			143.8

Clas	Nº	Driver	Nat	Cat	Clas	Team	Nat	Vehicle	Laps	Best	Time	Gap	Interval	Km/h
1	84	Francesco Simonazzi				BVM Racing		Dallara F320 Spiess	8	7	2:27.924			170.4
2	71	Brad Benavides				Team Motopark		Dallara F320 Spiess	7	7	2:28.053	0.129	0.129	170.3
3	11	Levente Revesz				Team Motopark		Dallara F320 Spiess	7	7	2:28.336	0.412	0.283	169.9
4	26	Jakob Bergmeister				Team Motopark		Dallara F320 Spiess	8	7	2:28.906	0.982	0.570	169.3
5	23	Michael Shin				Team Motopark		Dallara F320 Spiess	8	8	2:29.680	1.756	0.774	168.4
6	39	Gerrard Xie				Team Motopark		Dallara F320 Spiess	8	3	2:29.860	1.936	0.180	168.2

Published at:.....

Track Temp: 14.4 °C Air Temp: 11.7 °C Humidity: 90 % Track Status: WET

**Race Director:**

Neus Santamaría Sanromà  
 DPB-0825-ESP/CAT

**Timekeeper:**

Luis Garcia  
 JOB-2654-ESP/M

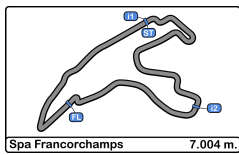


CIRCUIT DE SPA  
 FRANCORCHAMPS



Real Federación Española  
 de Automovilismo





Spa Francorchamps  
Euroformula Open  
Qualifying  
Lap Analysis



**11** Levente Revesz Dallara F320 Spiess **71** Brad Benavides Dallara F320 Spiess  
Team Motopark Team Motopark

Lap	D	Time	Sector 1	Sector 2	Sector 3	T. Spd	Elapsed	Lap	D	Time	Sector 1	Sector 2	Sector 3	T. Spd	Elapsed
1		9:52:47.792	9:50:54.027	1:13.513	40.252	202.2	9:52:47.792	1		9:52:44.196	9:50:52.164	1:13.022	39.010	208.8	9:52:44.196
2		2:31.835	42.738	1:10.429	38.668	230.2	9:55:19.627	2		2:30.127	42.757	1:08.715	38.655	226.4	9:55:14.323
3		2:30.588	42.445	1:09.548	38.595	231.2	9:57:50.215	3		2:29.921	42.488	1:08.297	39.136	227.8	9:57:44.244
4		2:42.206 P	42.320	1:11.188	48.698	230.7	10:00:32.421	4		2:37.862 P	42.725	1:08.617	46.520	228.8	10:00:22.106
5		6:15.550	4:18.292	1:17.192	40.066	190.4	10:06:47.971	5		5:25.541	3:31.218	1:14.757	39.566	210.1	10:05:47.647
6		2:30.464	42.395	1:09.721	38.348	230.7	10:09:18.435	6		2:29.121	42.637	1:07.990	38.494	228.8	10:08:16.768
7		<b>2:28.336</b>	<b>42.166</b>	<b>1:08.084</b>	<b>38.086</b>	231.7	10:11:46.771	7		<b>2:28.053</b>	<b>42.272</b>	<b>1:07.388</b>	<b>38.393</b>	230.2	10:10:44.821

**23** Michael Shin Dallara F320 Spiess **84** Francesco Simonazzi Dallara F320 Spiess  
Team Motopark BVM Racing

Lap	D	Time	Sector 1	Sector 2	Sector 3	T. Spd	Elapsed	Lap	D	Time	Sector 1	Sector 2	Sector 3	T. Spd	Elapsed
1		9:52:50.614	9:50:55.114	1:14.919	40.581	210.1	9:52:50.614	1		9:52:57.987	9:51:05.034	1:13.099	39.854	213.0	9:52:57.987
2		<del>2:32.445</del>	42.300	1:10.859	38.986	232.2	9:55:22.759	2		2:31.948	42.918	1:10.310	38.720	231.2	9:55:29.935
3		2:32.618	42.017	1:10.172	40.429	232.7	9:57:55.377	3		2:37.768 P	42.343	1:09.390	46.035	233.2	9:58:07.703
4		2:30.774	42.211	1:09.670	38.893	233.7	10:00:26.151	4		3:59.083	2:06.243	1:13.377	39.463	225.9	10:02:06.786
5		2:41.830 P	42.675	1:11.803	47.352	232.7	10:03:07.981	5		2:30.535	42.438	1:09.227	38.870	229.2	10:04:37.321
6		<del>4:15.645</del>	2:16.874	1:17.841	40.930	217.7	10:07:23.626	6		2:28.821	42.106	1:08.243	38.472	229.7	10:07:06.142
7		2:36.202	42.730	1:11.923	41.549	232.2	10:09:59.828	7		<b>2:27.924</b>	<b>41.974</b>	<b>1:07.542</b>	<b>38.408</b>	230.2	10:09:34.066
8		<b>2:29.680</b>	<b>41.950</b>	<b>1:09.296</b>	<b>38.434</b>	235.8	10:12:29.508	8		2:28.692	42.244	1:08.007	38.441	230.2	10:12:02.758

**26** Jakob Bergmeister Dallara F320 Spiess **212** Paolo Brajnik Dallara F320 Spiess  
Team Motopark GC NV Racing

Lap	D	Time	Sector 1	Sector 2	Sector 3	T. Spd	Elapsed	Lap	D	Time	Sector 1	Sector 2	Sector 3	T. Spd	Elapsed
1		9:52:56.622	9:50:59.696	1:14.386	42.540	214.7	9:52:56.622	1		9:53:28.694	9:51:21.814	<b>1:23.349</b>	<b>43.531</b>	196.0	9:53:28.694
2		2:32.017	42.747	1:10.619	38.651	232.2	9:55:28.639	2		3:00.718	<b>46.007</b>	1:30.402	44.309	225.9	9:56:29.412
3		2:37.886 P	42.057	1:09.830	45.999	234.7	9:58:06.525	3		<b>2:55.234</b>	47.266	1:23.949	44.019	213.4	9:59:24.646
4		4:08.100	2:12.411	1:15.626	40.063	221.7	10:02:14.625	4		3:10.465 P	46.843	1:26.454	57.168	209.3	10:02:35.111
5		2:31.751	42.417	1:11.018	38.316	231.2	10:04:46.376								
6		2:29.435	<b>41.873</b>	1:09.322	<b>38.240</b>	234.7	10:07:15.811								
7		<b>2:28.906</b>	41.927	<b>1:08.681</b>	38.298	232.7	10:09:44.717								
8		2:29.036	41.913	1:08.751	38.372	233.2	10:12:13.753								

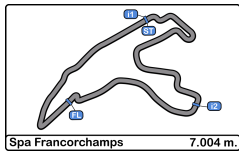
**39** Gerrard Xie Dallara F320 Spiess  
Team Motopark

Lap	D	Time	Sector 1	Sector 2	Sector 3	T. Spd	Elapsed
1		9:52:54.680	9:50:56.629	1:14.658	43.393	218.6	9:52:54.680
2		2:31.178	42.531	1:10.009	38.638	233.2	9:55:25.858
3		<b>2:29.860</b>	41.965	1:09.353	38.542	236.3	9:57:55.718
4		2:39.368 P	42.326	1:11.124	45.918	206.1	10:00:35.086
5		4:22.774	2:28.008	1:15.195	39.571	219.9	10:04:57.860
6		<del>2:29.734</del>	42.170	1:09.329	<b>38.232</b>	233.2	10:07:27.591
7		2:30.711	<b>41.772</b>	1:10.467	38.472	235.8	10:09:58.302
8		<del>2:27.946</del>	41.918	<b>1:07.682</b>	38.316	234.7	10:12:26.218

**41** Fernando Barrichello Dallara F320 Spiess  
Rookie Team Motopark

Lap	D	Time	Sector 1	Sector 2	Sector 3	T. Spd	Elapsed
1		9:53:22.375	9:51:18.522	1:20.967	42.886	210.5	9:53:22.375
2		2:34.177	43.778	1:11.456	38.943	228.8	9:55:56.552
3		2:32.216	42.488	1:10.547	39.181	231.2	9:58:28.768
4		2:46.546 P	<b>42.432</b>	1:15.458	48.656	231.7	10:01:15.314
5		4:24.645	2:24.098	1:18.781	41.766	193.5	10:05:39.959
6		<b>2:31.860</b>	42.656	<b>1:10.395</b>	<b>38.809</b>	231.2	10:08:11.819
7		2:38.405	44.684	1:14.375	39.346	187.5	10:10:50.224





**Spa Francorchamps**  
**Euroformula Open**  
**Qualifying**  
**Best Sectors Results**

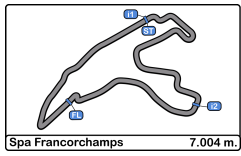


Sector - 1			Sector - 2			Sector - 3			Ideal Lap vs Best Lap						
Clas	Nº	Driver	Time	Nº	Driver	Time	Nº	Driver	Time	Clas	Nº	Driver	Ideal Lap	Best Lap	Clas
1	39	Gerrard Xie	41.772	71	Brad Benavides	1:07.388	11	Levente Revesz	38.086	1	39	Gerrard Xie	2:27.686	2:29.860	6
2	26	Jakob Bergmeister	41.873	84	Francesco Simonazzi	1:07.542	39	Gerrard Xie	38.232	2	84	Francesco Simonazzi	2:27.924	2:27.924	1
3	23	Michael Shin	41.950	39	Gerrard Xie	1:07.682	26	Jakob Bergmeister	38.240	3	71	Brad Benavides	2:28.053	2:28.053	2
4	84	Francesco Simonazzi	41.974	11	Levente Revesz	1:08.084	71	Brad Benavides	38.393	4	11	Levente Revesz	2:28.336	2:28.336	3
5	11	Levente Revesz	42.166	26	Jakob Bergmeister	1:08.681	84	Francesco Simonazzi	38.408	5	26	Jakob Bergmeister	2:28.794	2:28.906	4
6	71	Brad Benavides	42.272	23	Michael Shin	1:09.296	23	Michael Shin	38.434	6	23	Michael Shin	2:29.680	2:29.680	5
7	41	Fernando Barrichello	42.432	41	Fernando Barrichello	1:10.395	41	Fernando Barrichello	38.809	7	41	Fernando Barrichello	2:31.636	2:31.860	7
8	21	Paolo Brajnik	46.007	212	Paolo Brajnik	1:23.349	212	Paolo Brajnik	43.531	8	212	Paolo Brajnik	2:52.887	2:55.234	8



CIRCUIT DE SPA  
FRANCORCHAMPS





**Spa Francorchamps**  
**Euroformula Open**  
**Qualifying**  
**Best 5 Lap Times**

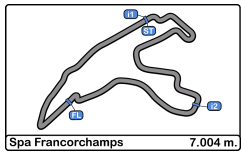


Cls	N°	Driver	Nat	Cat	Cls	Team	Nat	Vehicle	Best 1		Best 2		Best 3		Best 4		Best 5		
									Time	Lap	Time	Lap	Time	Lap	Time	Lap	Time	Lap	
1	84	Francesco		ITA		BVM Racing		Dallara F320 Spiess	2:27.924	7	2:28.692	8	2:28.821	6	2:30.535	5	2:31.948	2	
2	71	Brad Benavides		USA		Team Motopark		Dallara F320 Spiess	2:28.053	7	2:29.121	6	2:29.921	3	2:30.127	2	2:37.862	4	
3	11	Levente Revesz		HUN		Team Motopark		Dallara F320 Spiess	2:28.336	7	2:30.464	6	2:30.588	3	2:31.835	2	2:42.206	4	
4	26	Jakob Bergmeister		DEU		Team Motopark		Dallara F320 Spiess	2:28.906	7	2:29.036	8	2:29.435	6	2:31.751	5	2:32.017	2	
5	23	Michael Shin		KOR		Team Motopark		Dallara F320 Spiess	2:29.680	8	2:30.774	4	2:32.618	3	2:36.202	7	2:41.830	5	
6	39	Gerrard Xie		HKG		Team Motopark		Dallara F320 Spiess	2:29.860	3	2:30.711	7	2:31.178	2	2:39.368	4	4:22.774	5	
7	41	Fernando Barrichello		BRA	R	1	Team Motopark		Dallara F320 Spiess	2:31.860	6	2:32.216	3	2:34.177	2	2:38.405	7	2:46.546	4
8	212	Paolo Brajnik		SRB	GC	1	NV Racing		Dallara F320 Spiess	2:55.234	3	3:00.718	2	3:10.465	4				



CIRCUIT DE SPA  
FRANCORCHAMPS





**Spa Francorchamps**  
**Euroformula Open**  
**Qualifying**  
**Best 5 Top Speeds**

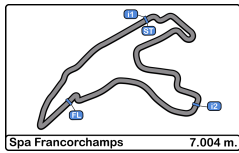


Clas	Nº	Driver	Nat	Cat	Cls	Team	Nat	Vehicle	Top 1		Top 2		Top 3		Top 4		Top 5		Avg	
									Km/h	Lap	Km/h	Lap	Km/h	Lap	Km/h	Lap	Km/h	Lap		
1	39	Gerrard Xie		HO		Team Motopark		Dallara F320 Spiess	236.3	3	235.8	7	234.7	8	233.2	2	233.2	6	234.6	
2	23	Michael Shin		HO		Team Motopark		Dallara F320 Spiess	235.8	8	233.7	4	232.7	3	232.7	5	232.2	2	233.4	
3	26	Jakob Bergmeister		BE		Team Motopark		Dallara F320 Spiess	234.7	3	234.7	6	233.2	8	232.7	7	232.2	2	233.5	
4	84	Francesco Simonazzi		ITA		BVM Racing		Dallara F320 Spiess	233.2	3	231.2	2	230.2	7	230.2	8	229.7	6	230.9	
5	11	Levente Revesz		HUN		Team Motopark		Dallara F320 Spiess	231.7	7	231.2	3	230.7	4	230.7	6	230.2	2	230.9	
6	41	Fernando Barrichello		BRA	R	1	Team Motopark		Dallara F320 Spiess	231.7	4	231.2	3	231.2	6	228.8	2	210.5	1	226.7
7	71	Brad Benavides		USA		Team Motopark		Dallara F320 Spiess	230.2	7	228.8	4	228.8	6	227.8	3	226.4	2	228.4	
8	212	Paolo Brajnik		SRB	GC	1	NV Racing		Dallara F320 Spiess	225.9	2	213.4	3	209.3	4	196.0	1			211.1



CIRCUIT DE SPA  
FRANCORCHAMPS





**Spa Francorchamps**  
**Euroformula Open**  
**Qualifying**  
**Fastest Laps Sequence**



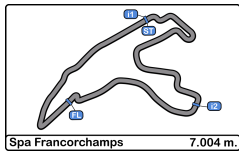
Lap	Time of Day	Session Time	Nº Driver	Nat	Cat	Team	Nat	Vehicle	Time	Km/h
2	9:55:14.323	5:14.323	71 Brad Benavides		USA	Team Motopark		Dallara F320 Spiess	2:30.127	167.9
3	9:57:44.244	7:44.244	71 Brad Benavides		USA	Team Motopark		Dallara F320 Spiess	2:29.921	168.1
3	9:57:55.718	7:55.718	39 Gerrard Xie		HKG	Team Motopark		Dallara F320 Spiess	2:29.860	168.2
6	10:07:06.142	17:06.142	84 Francesco Simonazzi		ITA	BVM Racing		Dallara F320 Spiess	2:28.821	169.4
7	10:09:34.066	19:34.066	84 Francesco Simonazzi		ITA	BVM Racing		Dallara F320 Spiess	2:27.924	170.4



CIRCUIT DE SPA  
FRANCORCHAMPS







**Spa Francorchamps**  
**Euroformula Open**  
**Qualifying**  
**Event Best Maximum Speed**

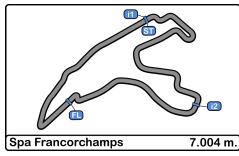


N°	Driver	Nat	Cat	Clas	Team	Nat	Vehicle	Km/h	Session
39	Gerrard Xie				Team Motopark		Dallara F320 Spiess	236.3	Qualifying
23	Michael Shin				Team Motopark		Dallara F320 Spiess	235.8	Qualifying
26	Jakob Bergmeister				Team Motopark		Dallara F320 Spiess	234.7	Qualifying
84	Francesco Simonazzi				BVM Racing		Dallara F320 Spiess	233.2	Qualifying
71	Brad Benavides				Team Motopark		Dallara F320 Spiess	231.7	Free Practice - 2
41	Fernando Barrichello		R	1	Team Motopark		Dallara F320 Spiess	231.7	Qualifying
11	Levente Revesz				Team Motopark		Dallara F320 Spiess	231.7	Qualifying
212	Paolo Brajnik		GC	1	NV Racing		Dallara F320 Spiess	225.9	Qualifying



CIRCUIT DE SPA  
FRANCORCHAMPS





**Spa Francorchamps**  
**Euroformula Open**  
**Qualifying**  
**Pit Stop Analysis**



**11** Levente Revesz Dallara F320 Spiess

Team Motopark

N°	In Day Time	In Time	Out Time	Pit Time	T. Pit Time	Handicap	Diff.
1	10:00:26.957	10:00:26.957	10:04:09.189	3:42.232	3:42.232		

**23** Michael Shin Dallara F320 Spiess

Team Motopark

N°	In Day Time	In Time	Out Time	Pit Time	T. Pit Time	Handicap	Diff.
1	10:03:01.993	10:03:01.993	10:04:45.277	1:43.284	1:43.284		

**26** Jakob Bergmeister Dallara F320 Spiess

Team Motopark

N°	In Day Time	In Time	Out Time	Pit Time	T. Pit Time	Handicap	Diff.
1	9:58:00.878	9:58:00.878	9:59:39.514	1:38.636	1:38.636		

**39** Gerrard Xie Dallara F320 Spiess

Team Motopark

N°	In Day Time	In Time	Out Time	Pit Time	T. Pit Time	Handicap	Diff.
1	10:00:29.642	10:00:29.642	10:02:23.312	1:53.670	1:53.670		

**41** Fernando Barrichello Dallara F320 Spiess

Rookie

Team Motopark

N°	In Day Time	In Time	Out Time	Pit Time	T. Pit Time	Handicap	Diff.
1	10:01:09.038	10:01:09.038	10:02:54.272	1:45.234	1:45.234		

**71** Brad Benavides Dallara F320 Spiess

Team Motopark

N°	In Day Time	In Time	Out Time	Pit Time	T. Pit Time	Handicap	Diff.
1	10:00:16.133	10:00:16.133	10:03:12.938	2:56.805	2:56.805		

**84** Francesco Simonazzi Dallara F320 Spiess

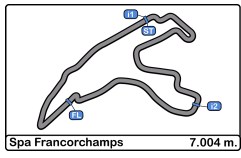
BVM Racing

N°	In Day Time	In Time	Out Time	Pit Time	T. Pit Time	Handicap	Diff.
1	9:58:01.769	9:58:01.769	9:59:36.149	1:34.380	1:34.380		



CIRCUIT DE SPA  
FRANCORCHAMPS

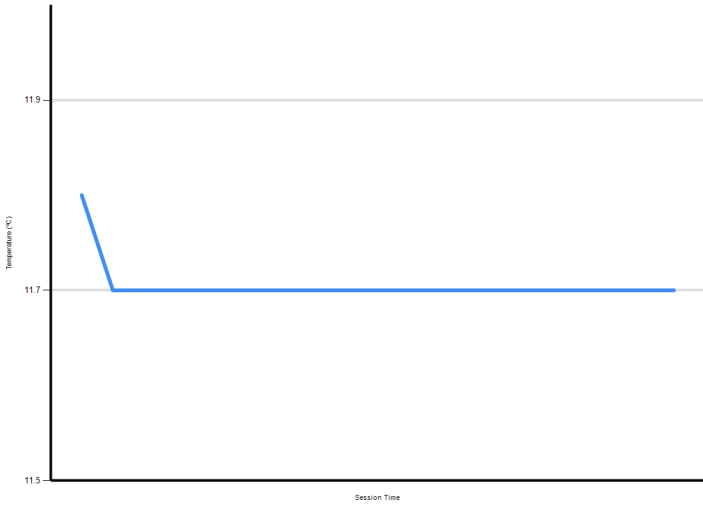




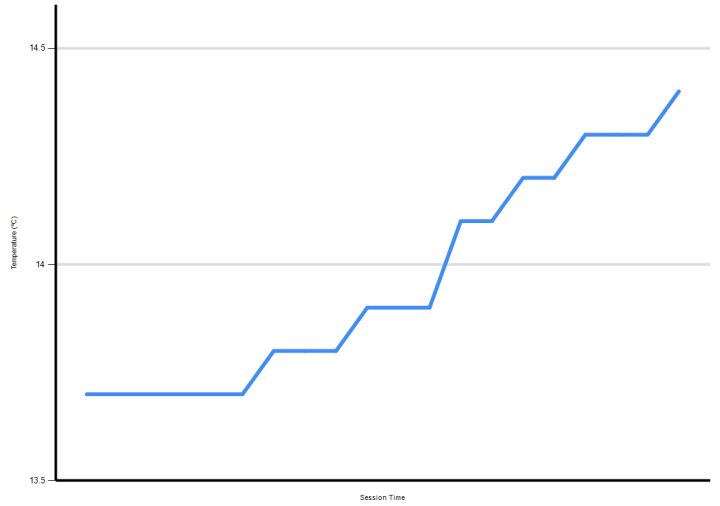
**Spa Francorchamps**  
**Euroformula Open**  
**Qualifying**  
**Weather Report**




Air Temperature




Track Temperature



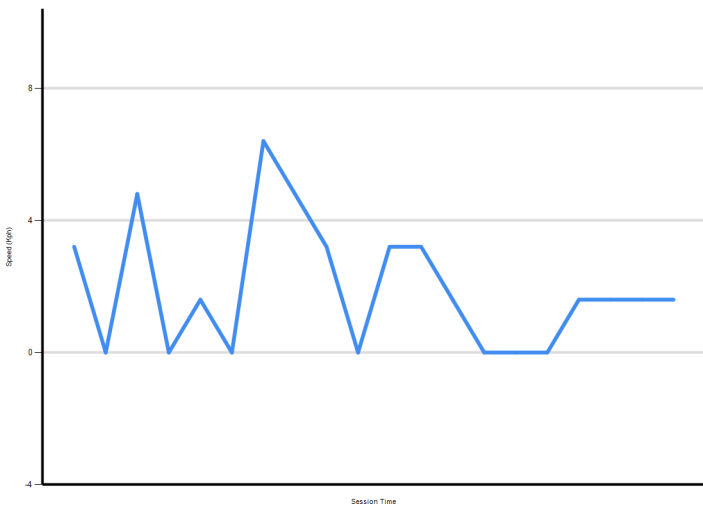
Humidity



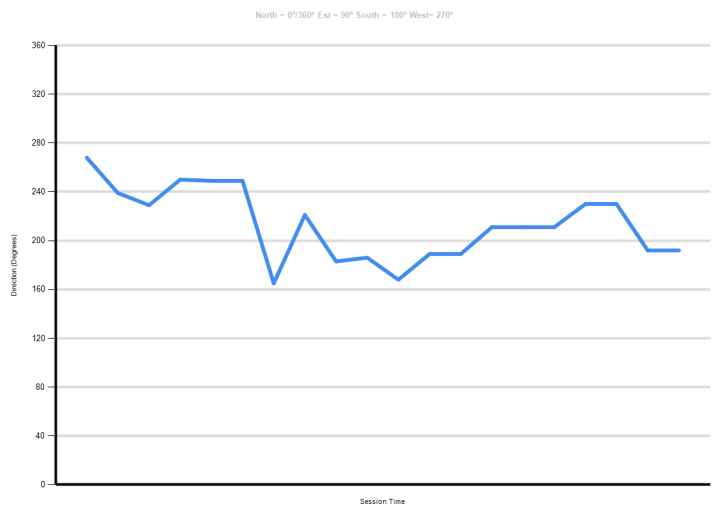
Pressure



Wind Speed



Wind direction



North = 0°/360° East = 90° South = 180° West = 270°



CIRCUIT DE SPA  
FRANCORCHAMPS

