

**Spa Francorchamps**  
**Euroformula Open**  
**Race - 1**  
**Provisional Results**



Clas	Nº	Driver	Nat	Cat	Clas	Team	Nat	Vehicle	Laps	Total Time	Gap	Interval	Km/h	Best	Time	Km/h	
1	71	Brad Benavides		USA		Team Motopark		Dallara F320 Spiess	13	<b>28:55.457</b>			188.8	3	2:12.565	190.2	
2	26	Jakob Bergmeister		DEU		Team Motopark		Dallara F320 Spiess	13	<b>28:58.188</b>	2.731	2.731	188.5	3	2:12.574	190.1	
3	11	Levente Revesz		HUN		Team Motopark		Dallara F320 Spiess	13	<b>29:00.223</b>	4.766	2.035	188.3	3	2:12.149	190.8	
4	84	Francesco Simonazzi		ITA		BVM Racing		Dallara F320 Spiess	13	<b>29:03.626</b>	8.169	3.403	187.9	3	2:13.050	189.5	
5	23	Michael Shin		KOR		Team Motopark		Dallara F320 Spiess	13	<b>29:03.744</b>	8.287	0.118	187.9	3	2:13.414	188.9	
6	41	Fernando Barrichello		BRA	R	1	Team Motopark		Dallara F320 Spiess	13	<b>29:07.167</b>	11.710	3.423	187.6	3	2:13.298	189.1
7	39	Gerrard Xie		HKG		Team Motopark		Dallara F320 Spiess	13	<b>29:18.894</b>	23.437	11.727	186.3	2	2:12.859	189.7	
8	212	Paolo Brajnik		SRB	GC	1	NV Racing		Dallara F320 Spiess	13	<b>29:55.826</b>	1:00.369	36.932	182.5	2	2:15.845	185.6

Fastest lap Levente Revesz in 2:12.149 at 190.8 Km/h in lap 3

Published at:.....

Track Temp: **28.4 °C** Air Temp: **16.4 °C** Humidity: **69 %** Track Status: **WET**

**Race Director:**

Neus Santamaría Sanromà

DPB-0825-ESP/CAT

**Timekeeper:**

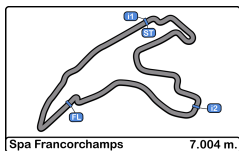
Luis Garcia

JOB-2654-ESP/M



CIRCUIT DE SPA  
 FRANCORCHAMPS





**Spa Francorchamps**  
**Euroformula Open**  
**Race - 1**  
**Provisional Results by Category**



Rookie																
Clas	Nº	Driver	Nat	Cat	Clas	Team	Nat	Vehicle	Laps	Total Time	Gap	Interval	Km/h	Best	Time	Km/h
1	41	Fernando Barrichello		R	1	Team Motopark		Dallara F320 Spiess	13	29:07.167			187.6	3	2:13.298	189.1

GC																
Clas	Nº	Driver	Nat	Cat	Clas	Team	Nat	Vehicle	Laps	Total Time	Gap	Interval	Km/h	Best	Time	Km/h
1	212	Paolo Brajnik		GC	1	NV Racing		Dallara F320 Spiess	13	29:55.826			182.5	2	2:15.845	185.6

Clas	Nº	Driver	Nat	Cat	Clas	Team	Nat	Vehicle	Laps	Total Time	Gap	Interval	Km/h	Best	Time	Km/h
1	71	Brad Benavides				Team Motopark		Dallara F320 Spiess	13	28:55.457			188.8	3	2:12.565	190.2
2	26	Jakob Bergmeister				Team Motopark		Dallara F320 Spiess	13	28:58.188	2.731	2.731	188.5	3	2:12.574	190.1
3	11	Levente Revesz				Team Motopark		Dallara F320 Spiess	13	29:00.223	4.766	2.035	188.3	3	2:12.149	190.8
4	84	Francesco Simonazzi				BVM Racing		Dallara F320 Spiess	13	29:03.626	8.169	3.403	187.9	3	2:13.050	189.5
5	23	Michael Shin				Team Motopark		Dallara F320 Spiess	13	29:03.744	8.287	0.118	187.9	3	2:13.414	188.9
6	39	Gerrard Xie				Team Motopark		Dallara F320 Spiess	13	29:18.894	23.437	15.150	186.3	2	2:12.859	189.7

Fastest lap Levente Revesz in 2:12.149 at 190.8 Km/h in lap 3

Published at:.....

Track Temp: 28.4 °C Air Temp: 16.4 °C Humidity: 69 % Track Status: WET

**Race Director:**

Neus Santamaría Sanromà  
 DPB-0825-ESP/CAT

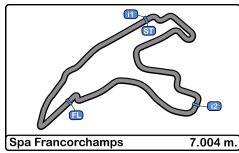
**Timekeeper:**

Luis Garcia  
 JOB-2654-ESP/M



CIRCUIT DE SPA  
 FRANCORCHAMPS





**Spa Francorchamps**  
**Euroformula Open**  
**Race - 1**



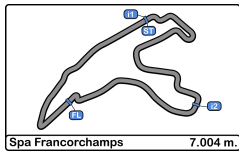
**Provisional Classification by Driver Fastest Lap**

Cl	N°	Entrant/Team	Nat	Vehicle	Driver	Nat	Cat	Cl	Laps	Best	Time	Gap	Interval	Km/h
1	11	Team Motopark	DEU	Dallara F320 Spiess	Levente Revesz	HUN			13	3	2:12.149			190.8
2	71	Team Motopark	DEU	Dallara F320 Spiess	Brad Benavides	USA			13	3	2:12.565	0.416	0.416	190.2
3	26	Team Motopark	DEU	Dallara F320 Spiess	Jakob Bergmeister	DEU			13	3	2:12.574	0.425	0.009	190.1
4	39	Team Motopark	DEU	Dallara F320 Spiess	Gerrard Xie	MYS			13	2	2:12.859	0.710	0.285	189.7
5	84	BVM Racing	ITA	Dallara F320 Spiess	Francesco Simonazzi	ITA			13	3	2:13.050	0.901	0.191	189.5
6	41	Team Motopark	DEU	Dallara F320 Spiess	Fernando Barrichello	BRA	R	1	13	3	2:13.298	1.149	0.248	189.1
7	23	Team Motopark	DEU	Dallara F320 Spiess	Michael Shin	KOR			13	3	2:13.414	1.265	0.116	188.9
8	212	NV Racing	SRB	Dallara F320 Spiess	Paolo Brajnik	SRB	GC	1	13	2	2:15.845	3.696	2.431	185.6



CIRCUIT DE SPA  
FRANCORCHAMPS





**Spa Francorchamps**  
**Euroformula Open**  
**Race - 1**



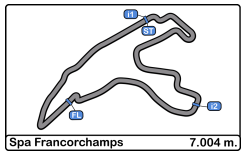
**Distance and Speed Average**

Clas	Nº	Driver	Nat	Cat	Clas	Team	Nat	Vehicle	Laps	Distance	Total Time	Km/h
1	71	Brad Benavides	USA			Team Motopark	DEU	Dallara F320 Spiess	13	91.05	28:55.457	188.8
2	26	Jakob Bergmeister	DEU			Team Motopark	DEU	Dallara F320 Spiess	13	91.05	28:58.188	188.5
3	11	Levente Revesz	HUN			Team Motopark	DEU	Dallara F320 Spiess	13	91.05	29:00.223	188.3
4	84	Francesco Simonazzi	ITA			BVM Racing	ITA	Dallara F320 Spiess	13	91.05	29:03.626	187.9
5	23	Michael Shin	KOR			Team Motopark	DEU	Dallara F320 Spiess	13	91.05	29:03.744	187.9
6	41	Fernando Barrichello	BRA	R	1	Team Motopark	DEU	Dallara F320 Spiess	13	91.05	29:07.167	187.6
7	39	Gerrard Xie	HKG			Team Motopark	DEU	Dallara F320 Spiess	13	91.05	29:18.894	186.3
8	212	Paolo Brajnik	SRB	GC	1	NV Racing	SRB	Dallara F320 Spiess	13	91.05	29:55.826	182.5



CIRCUIT DE SPA  
FRANCORCHAMPS





**Spa Francorchamps**  
Euroformula Open  
Race - 1  
**Lap Analysis**



**11**

Levente Revesz

Dallara F320 Spiess **39**

Gerrard Xie

Dallara F320 Spiess

Team Motopark

Team Motopark

Lap	D	Time	Sector 1	Sector 2	Sector 3	T. Spd	Elapsed	Lap	D	Time	Sector 1	Sector 2	Sector 3	T. Spd	Elapsed
1		2:16.675	41.874	59.717	35.084	246.0	2:16.675	1		2:34.329	59.970	59.147	35.212	236.8	2:34.329
2		2:12.551	39.623	57.809	35.119	243.2	4:29.226	2		2:12.859	39.609	58.179	35.071	242.1	4:47.188
3		2:12.149	39.335	57.789	35.025	244.3	6:41.375	3		2:13.043	39.496	58.372	35.175	243.2	7:00.231
4		2:12.492	39.253	58.298	34.941	247.7	8:53.867	4		2:13.301	39.535	58.464	35.302	243.2	9:13.532
5		2:13.876	39.140	59.259	35.477	244.8	11:07.743	5		2:13.966	39.548	59.150	35.268	244.3	11:27.498
6		2:15.612	39.758	1:00.677	35.177	242.1	13:23.355	6		2:13.880	39.755	58.628	35.497	243.2	13:41.378
7		2:13.812	39.658	58.848	35.306	242.1	15:37.167	7		2:13.655	39.661	58.618	35.376	242.6	15:55.033
8		2:13.476	39.606	58.558	35.312	243.7	17:50.643	8		2:13.724	39.595	58.696	35.433	243.2	18:08.757
9		2:13.438	39.549	58.536	35.353	244.3	20:04.081	9		2:14.046	39.579	58.997	35.470	243.2	20:22.803
10		2:13.826	39.500	58.735	35.591	244.3	22:17.907	10		2:14.244	39.625	58.959	35.660	243.2	22:37.047
11		2:13.909	39.546	58.916	35.447	244.3	24:31.816	11		2:13.883	39.586	58.845	35.452	243.7	24:50.930
12		2:14.121	39.599	58.980	35.542	244.8	26:45.937	12		2:14.122	39.486	59.059	35.577	243.7	27:05.052
13		2:14.286	39.633	59.096	35.557	243.7	29:00.223	13		2:13.842	39.650	58.706	35.486	243.7	29:18.894

**23**

Michael Shin

Dallara F320 Spiess **41**

Fernando Barrichello

Dallara F320 Spiess

Team Motopark

Rookie

Team Motopark

Lap	D	Time	Sector 1	Sector 2	Sector 3	T. Spd	Elapsed	Lap	D	Time	Sector 1	Sector 2	Sector 3	T. Spd	Elapsed
1		2:18.239	42.293	1:00.446	35.500	251.1	2:18.239	1		2:17.977	42.655	1:00.307	35.015	251.1	2:17.977
2		2:13.736	39.028	59.551	35.157	254.1	4:31.975	2		2:13.453	38.981	59.206	35.266	251.1	4:31.430
3		2:13.414	39.195	59.006	35.213	249.4	6:45.389	3		2:13.298	38.920	59.142	35.236	254.1	6:44.728
4		2:13.450	39.064	59.288	35.098	251.7	8:58.839	4		2:13.835	39.302	59.144	35.389	248.8	8:58.563
5		2:13.723	39.148	59.229	35.346	244.8	11:12.562	5		2:14.494	39.456	59.736	35.302	245.4	11:13.057
6		2:13.757	39.532	58.992	35.233	244.3	13:26.319	6		2:14.189	39.146	59.826	35.217	251.7	13:27.246
7		2:13.887	39.464	59.023	35.400	246.0	15:40.206	7		2:13.903	39.254	59.365	35.284	249.4	15:41.149
8		2:14.049	39.520	59.141	35.388	244.8	17:54.255	8		2:14.000	39.147	59.545	35.308	247.7	17:55.149
9		2:13.921	39.444	59.046	35.431	246.0	20:08.176	9		2:14.419	39.209	59.766	35.444	250.0	20:09.568
10		2:13.811	39.462	58.952	35.397	245.4	22:21.987	10		2:14.335	39.427	59.382	35.526	247.1	22:23.903
11		2:13.729	39.435	58.966	35.328	246.0	24:35.716	11		2:14.474	39.603	59.398	35.473	246.0	24:38.377
12		2:13.880	39.317	59.135	35.428	247.7	26:49.596	12		2:14.079	39.512	59.061	35.506	246.0	26:52.456
13		2:14.148	39.225	59.422	35.501	248.8	29:03.744	13		2:14.711	39.519	59.585	35.607	246.0	29:07.167

**26**

Jakob Bergmeister

Dallara F320 Spiess **71**

Brad Benavides

Dallara F320 Spiess

Team Motopark

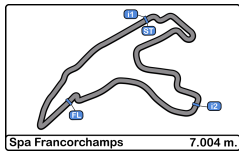
Team Motopark

Lap	D	Time	Sector 1	Sector 2	Sector 3	T. Spd	Elapsed	Lap	D	Time	Sector 1	Sector 2	Sector 3	T. Spd	Elapsed
1		2:17.151	41.958	1:00.012	35.181	250.5	2:17.151	1		2:15.464	41.331	58.888	35.245	243.2	2:15.464
2		2:12.593	39.321	58.313	34.959	251.1	4:29.744	2		2:12.723	39.609	58.086	35.028	241.6	4:28.187
3		2:12.574	39.018	58.464	35.092	252.3	6:42.318	3		2:12.565	39.586	57.905	35.074	241.6	6:40.752
4		2:12.647	39.174	58.413	35.060	248.2	8:54.965	4		2:12.626	39.570	57.954	35.102	242.1	8:53.378
5		2:13.579	39.371	59.007	35.201	246.5	11:08.544	5		2:14.769	39.539	59.998	35.232	241.6	11:08.147
6		2:13.448	39.194	59.210	35.044	250.0	13:21.992	6		2:12.951	39.247	58.542	35.162	243.2	13:21.098
7		2:12.965	39.369	58.471	35.125	247.1	15:34.957	7		2:12.936	39.630	58.177	35.129	242.1	15:34.034
8		2:13.239	39.414	58.597	35.228	246.5	17:48.196	8		2:12.963	39.635	58.140	35.188	241.6	17:46.997
9		2:13.444	39.435	58.713	35.296	246.0	20:01.640	9		2:13.129	39.533	58.280	35.316	242.1	20:00.126
10		2:13.776	39.534	58.843	35.399	245.4	22:15.416	10		2:13.652	39.658	58.374	35.620	242.6	22:13.778
11		2:13.889	39.483	58.952	35.454	245.4	24:29.305	11		2:13.669	39.644	58.612	35.413	242.6	24:27.447
12		2:14.237	39.540	59.126	35.571	245.4	26:43.542	12		2:13.869	39.589	58.836	35.444	243.2	26:41.316
13		2:14.646	39.581	59.467	35.598	244.3	28:58.188	13		2:14.141	39.511	59.121	35.509	242.6	28:55.457



CIRCUIT DE SPA  
FRANCORCHAMPS





**Spa Francorchamps**  
**Euroformula Open**  
**Race - 1**  
**Lap Analysis**



84

Francesco Simonazzi

Dallara F320 Spiess

BVM Racing

Lap	D	Time	Sector 1	Sector 2	Sector 3	T. Spd	Elapsed
1		2:16.878	41.397	59.759	35.722	237.8	2:16.878
2		2:13.984	39.641	59.137	35.206	242.6	4:30.862
3		2:13.050	39.328	58.558	35.164	244.8	6:43.912
4		2:13.221	39.358	58.739	35.124	244.3	8:57.133
5		2:13.215	39.452	58.612	35.151	245.4	11:10.348
6		2:13.490	39.355	59.108	35.027	244.3	13:23.838
7		2:14.113	39.365	59.559	35.189	242.6	15:37.951
8		2:13.554	39.232	59.169	35.153	250.0	17:51.505
9		2:13.564	39.114	59.174	35.276	250.0	20:05.069
10		2:14.116	39.394	59.294	35.428	247.7	22:19.185
11		2:14.999	39.506	59.916	35.577	246.5	24:34.184
12		2:14.457	39.478	59.295	35.684	245.4	26:48.641
13		2:14.985	39.352	59.603	36.030	246.0	29:03.626

212

Paolo Brajnik

Dallara F320 Spiess

GC

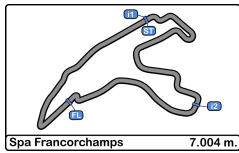
NV Racing

Lap	D	Time	Sector 1	Sector 2	Sector 3	T. Spd	Elapsed
1		2:21.519	43.915	1:01.280	36.324	244.3	2:21.519
2		2:15.845	39.906	1:00.306	35.633	243.7	4:37.364
3		2:15.993	39.887	1:00.457	35.649	242.1	6:53.357
4		2:16.717	39.874	1:00.920	35.923	241.6	9:10.074
5		2:18.042	40.098	1:01.828	36.116	241.0	11:28.116
6		2:20.628	41.388	1:02.779	36.461	242.1	13:48.744
7		2:17.948	40.082	1:01.781	36.085	240.5	16:06.692
8		2:18.266	40.072	1:02.142	36.052	240.0	18:24.958
9		2:17.666	40.186	1:01.343	36.137	240.0	20:42.624
10		2:18.225	40.095	1:01.863	36.267	241.0	23:00.849
11		2:18.498	40.144	1:02.032	36.322	241.0	25:19.347
12		2:18.172	40.127	1:01.698	36.347	240.0	27:37.519
13		2:18.307	40.160	1:01.617	36.530	241.0	29:55.826



CIRCUIT DE SPA  
FRANCORCHAMPS





**Spa Francorchamps**  
**Euroformula Open**  
**Race - 1**



**Analysis by Lap**

Num	Lap Time	Gap
-----	----------	-----

**Lap 1**

71	2:15.464	
11	2:16.675	01.211
84	2:16.878	01.414
26	2:17.151	01.687
41	2:17.977	02.513
23	2:18.239	02.775
212	2:21.519	06.055
39	2:34.329	18.865

Num	Lap Time	Gap
-----	----------	-----

**Lap 2**

71	2:12.723	
11	2:12.551	01.039
26	2:12.593	01.557
84	2:13.984	02.675
41	2:13.453	03.243
23	2:13.736	03.788
212	2:15.845	09.177
39	2:12.859	19.001

Num	Lap Time	Gap
-----	----------	-----

**Lap 3**

71	2:12.565	
11	2:12.149	00.623
26	2:12.574	01.566
84	2:13.050	03.160
41	2:13.298	03.976
23	2:13.414	04.637
212	2:15.993	12.605
39	2:13.043	19.479

Num	Lap Time	Gap
-----	----------	-----

**Lap 4**

71	2:12.626	
11	2:12.492	00.489
26	2:12.647	01.587
84	2:13.221	03.755
41	2:13.835	05.185
23	2:13.450	05.461
212	2:16.717	16.696
39	2:13.301	20.154

Num	Lap Time	Gap
-----	----------	-----

**Lap 5**

11	2:13.876	
71	2:14.769	00.404
26	2:13.579	00.801
84	2:13.215	02.605
23	2:13.723	04.819
41	2:14.494	05.314
39	2:13.966	19.755
212	2:18.042	20.373

Num	Lap Time	Gap
-----	----------	-----

**Lap 6**

71	2:12.951	
26	2:13.448	00.894
11	2:15.612	02.257
84	2:13.490	02.740

Num	Lap Time	Gap
-----	----------	-----

**Lap 7**

23	2:13.757	05.221
41	2:14.189	06.148
39	2:13.880	20.280
212	2:20.628	27.646

Num	Lap Time	Gap
-----	----------	-----

**Lap 8**

71	2:12.936	
26	2:12.965	00.923
11	2:13.812	03.133
84	2:14.113	03.917
23	2:13.887	06.172
41	2:13.903	07.115
39	2:13.655	20.999
212	2:17.948	32.658

Num	Lap Time	Gap
-----	----------	-----

**Lap 9**

71	2:12.963	
26	2:13.239	01.199
11	2:13.476	03.646
84	2:13.554	04.508
23	2:14.049	07.258
41	2:14.000	08.152
39	2:13.724	21.760
212	2:18.266	37.961

Num	Lap Time	Gap
-----	----------	-----

**Lap 10**

71	2:13.129	
26	2:13.444	01.514
11	2:13.438	03.955
84	2:13.564	04.943
23	2:13.921	08.050
41	2:14.419	09.442
39	2:14.046	22.677
212	2:17.666	42.498

Num	Lap Time	Gap
-----	----------	-----

**Lap 11**

71	2:13.652	
26	2:13.776	01.638
11	2:13.826	04.129
84	2:14.116	05.407
23	2:13.811	08.209
41	2:14.335	10.125
39	2:14.244	23.269
212	2:18.225	47.071

Num	Lap Time	Gap
-----	----------	-----

**Lap 12**

71	2:13.669	
26	2:13.889	01.858
11	2:13.909	04.369
84	2:14.999	06.737
23	2:13.729	08.269
41	2:14.474	10.930
39	2:13.883	23.483
212	2:18.498	51.900

Num	Lap Time	Gap
-----	----------	-----

**Lap 13**

71	2:13.869	
26	2:14.237	02.226
11	2:14.121	04.621
84	2:14.457	07.325
23	2:13.880	08.280
41	2:14.079	11.140
39	2:14.122	23.736
212	2:18.172	56.203

Num	Lap Time	Gap
-----	----------	-----

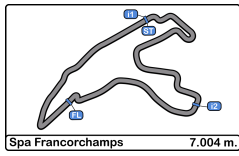
**Lap 13**

71	2:14.141	
26	2:14.646	02.731
11	2:14.286	04.766
84	2:14.985	08.169
23	2:14.148	08.287
41	2:14.711	11.710
39	2:13.842	23.437
212	2:18.307	1:00.369



CIRCUIT DE SPA  
FRANCORCHAMPS





**Spa Francorchamps**  
**Euroformula Open**  
**Race - 1**  
**Best Sectors Results**



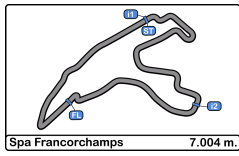
Sector - 1			Sector - 2			Sector - 3			Ideal Lap vs Best Lap						
Clas	Nº	Driver	Time	Nº	Driver	Time	Nº	Driver	Time	Clas	Nº	Driver	Ideal Lap	Best Lap	Clas
1	41	Fernando Barrichello	38.920	11	Levente Revesz	57.789	11	Levente Revesz	34.941	1	11	Levente Revesz	2:11.870	2:12.149	1
2	26	Jakob Bergmeister	39.018	71	Brad Benavides	57.905	26	Jakob Bergmeister	34.959	2	71	Brad Benavides	2:12.180	2:12.565	2
3	23	Michael Shin	39.028	39	Gerrard Xie	58.179	41	Fernando Barrichello	35.015	3	26	Jakob Bergmeister	2:12.290	2:12.574	3
4	84	Francesco Simonazzi	39.114	26	Jakob Bergmeister	58.313	84	Francesco Simonazzi	35.027	4	84	Francesco Simonazzi	2:12.699	2:13.050	5
5	11	Levente Revesz	39.140	84	Francesco Simonazzi	58.558	71	Brad Benavides	35.028	5	39	Gerrard Xie	2:12.736	2:12.859	4
6	71	Brad Benavides	39.247	23	Michael Shin	58.952	39	Gerrard Xie	35.071	6	41	Fernando Barrichello	2:12.996	2:13.298	6
7	39	Gerrard Xie	39.486	41	Fernando Barrichello	59.061	23	Michael Shin	35.098	7	23	Michael Shin	2:13.078	2:13.414	7
8	21	Paolo Brajnik	39.874	212	Paolo Brajnik	1:00.306	212	Paolo Brajnik	35.633	8	212	Paolo Brajnik	2:15.813	2:15.845	8



CIRCUIT DE SPA  
FRANCORCHAMPS







**Spa Francorchamps**  
**Euroformula Open**  
**Race - 1**  
**Leader Sequence**

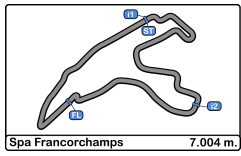


N°	Driver	Nat	Cat	Clas	Team	Nat	Vehicle	Start Lap	End Lap	Laps	Total Laps
71	Brad Benavides	USA			Team Motopark	DEU	Dallara F320 Spiess	1	4	4	4
11	Levente Revesz	HUN			Team Motopark	DEU	Dallara F320 Spiess	5	5	1	1
71	Brad Benavides	USA			Team Motopark	DEU	Dallara F320 Spiess	6	13	8	12



CIRCUIT DE SPA  
FRANCORCHAMPS





**Spa Francorchamps**  
**Euroformula Open**  
**Race - 1**  
**Best 5 Lap Times**



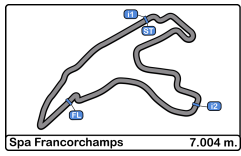
Spa Francorchamps 7.004 m.

Cls	N°	Driver	Nat	Cat	Cls	Team	Nat	Vehicle	Best 1		Best 2		Best 3		Best 4		Best 5		
									Time	Lap	Time	Lap	Time	Lap	Time	Lap	Time	Lap	
1	11	Levente Revesz		HUN		Team Motopark		Dallara F320 Spiess	<b>2:12.149</b>	3	2:12.492	4	2:12.551	2	2:13.438	9	2:13.476	8	
2	71	Brad Benavides		USA		Team Motopark		Dallara F320 Spiess	<b>2:12.565</b>	3	2:12.626	4	2:12.723	2	2:12.936	7	2:12.951	6	
3	26	Jakob Bergmeister		DEU		Team Motopark		Dallara F320 Spiess	<b>2:12.574</b>	3	2:12.593	2	2:12.647	4	2:12.965	7	2:13.239	8	
4	39	Gerrard Xie		HKG		Team Motopark		Dallara F320 Spiess	<b>2:12.859</b>	2	2:13.043	3	2:13.301	4	2:13.655	7	2:13.724	8	
5	84	Francesco		ITA		BVM Racing		Dallara F320 Spiess	<b>2:13.050</b>	3	2:13.215	5	2:13.221	4	2:13.490	6	2:13.554	8	
6	41	Fernando Barrichello		BRA	R	1	Team Motopark		Dallara F320 Spiess	<b>2:13.298</b>	3	2:13.453	2	2:13.835	4	2:13.903	7	2:14.000	8
7	23	Michael Shin		KOR		Team Motopark		Dallara F320 Spiess	<b>2:13.414</b>	3	2:13.450	4	2:13.723	5	2:13.729	11	2:13.736	2	
8	212	Paolo Brajnik		SRB	GC	1	NV Racing		Dallara F320 Spiess	<b>2:15.845</b>	2	2:15.993	3	2:16.717	4	2:17.666	9	2:17.948	7



CIRCUIT DE SPA  
FRANCORCHAMPS





**Spa Francorchamps**  
**Euroformula Open**  
**Race - 1**  
**Best 5 Top Speeds**

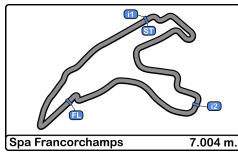


Clas	Nº	Driver	Nat	Cat	Cls	Team	Nat	Vehicle	Top 1		Top 2		Top 3		Top 4		Top 5		Avg
									Km/h	Lap	Km/h	Lap	Km/h	Lap	Km/h	Lap	Km/h	Lap	
1	23	Michael Shin				Team Motopark		Dallara F320 Spiess	254.1	2	251.7	4	251.1	1	249.4	3	248.8	13	251.0
2	41	Fernando Barrichello		R	1	Team Motopark		Dallara F320 Spiess	254.1	3	251.7	6	251.1	1	251.1	2	250.0	9	251.6
3	26	Jakob Bergmeister				Team Motopark		Dallara F320 Spiess	252.3	3	251.1	2	250.5	1	250.0	6	248.2	4	250.4
4	84	Francesco Simonazzi				BVM Racing		Dallara F320 Spiess	250.0	8	250.0	9	247.7	10	246.5	11	246.0	13	248.0
5	11	Levente Revesz				Team Motopark		Dallara F320 Spiess	247.7	4	246.0	1	244.8	5	244.8	12	244.3	3	245.5
6	39	Gerrard Xie				Team Motopark		Dallara F320 Spiess	244.3	5	243.7	11	243.7	12	243.7	13	243.2	3	243.7
7	212	Paolo Brajnik		GC	1	NV Racing		Dallara F320 Spiess	244.3	1	243.7	2	242.1	3	242.1	6	241.6	4	242.8
8	71	Brad Benavides				Team Motopark		Dallara F320 Spiess	243.2	1	243.2	6	243.2	12	242.6	10	242.6	11	243.0



CIRCUIT DE SPA  
FRANCORCHAMPS





**Spa Francorchamps**  
**Euroformula Open**  
**Race - 1**  
**Fastest Laps Sequence**



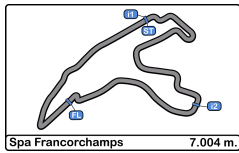
Spa Francorchamps 7.004 m.

Lap	Time of Day	Session Time	Nº Driver	Nat	Cat	Team	Nat	Vehicle	Time	Km/h
2	14:03:18.294	4:28.294	71 Brad Benavides		USA	Team Motopark		DEU Dallara F320 Spiess	2:12.723	189.9
2	14:03:19.333	4:29.333	11 Levente Revesz		HUN	Team Motopark		DEU Dallara F320 Spiess	2:12.551	190.2
3	14:05:31.482	6:41.482	11 Levente Revesz		HUN	Team Motopark		DEU Dallara F320 Spiess	2:12.149	190.8



CIRCUIT DE SPA  
FRANCORCHAMPS





# Spa Francorchamps

## Euroformula Open

### Race - 1

#### Event Best Maximum Speed

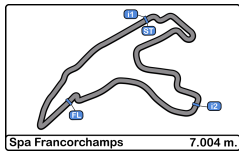


N°	Driver	Nat	Cat	Clas	Team	Nat	Vehicle	Km/h	Session
23	Michael Shin	KOR			Team Motopark	DEU	Dallara F320 Spiess	254.1	Race - 1
41	Fernando Barrichello	BRA	R	1	Team Motopark	DEU	Dallara F320 Spiess	254.1	Race - 1
26	Jakob Bergmeister	DEU			Team Motopark	DEU	Dallara F320 Spiess	252.3	Race - 1
84	Francesco Simonazzi	ITA			BVM Racing	ITA	Dallara F320 Spiess	250.0	Race - 1
11	Levente Revesz	HUN			Team Motopark	DEU	Dallara F320 Spiess	247.7	Race - 1
212	Paolo Brajnik	SRB	GC	1	NV Racing	SRB	Dallara F320 Spiess	244.3	Race - 1
39	Gerrard Xie	HKG			Team Motopark	DEU	Dallara F320 Spiess	244.3	Race - 1
71	Brad Benavides	USA			Team Motopark	DEU	Dallara F320 Spiess	243.2	Race - 1



CIRCUIT DE SPA  
FRANCORCHAMPS





**Spa Francorchamps**  
**Euroformula Open**  
**Race - 1**  
**Lap Chart**



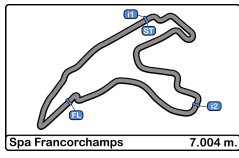
**LAP**

Nr	Pos	Grid	1	2	3	4	5	6	7	8	9	10	11	12	13
84	1	84	71	71	71	71	11	71	71	71	71	71	71	71	71
71	2	71	11	11	11	11	71	26	26	26	26	26	26	26	26
11	3	11	84	26	26	26	26	11	11	11	11	11	11	11	11
26	4	26	26	84	84	84	84	84	84	84	84	84	84	84	84
23	5	23	41	41	41	41	23	23	23	23	23	23	23	23	23
39	6	39	23	23	23	23	41	41	41	41	41	41	41	41	41
41	7	41	212	212	212	212	39	39	39	39	39	39	39	39	39
212	8	212	39	39	39	39	212	212	212	212	212	212	212	212	212

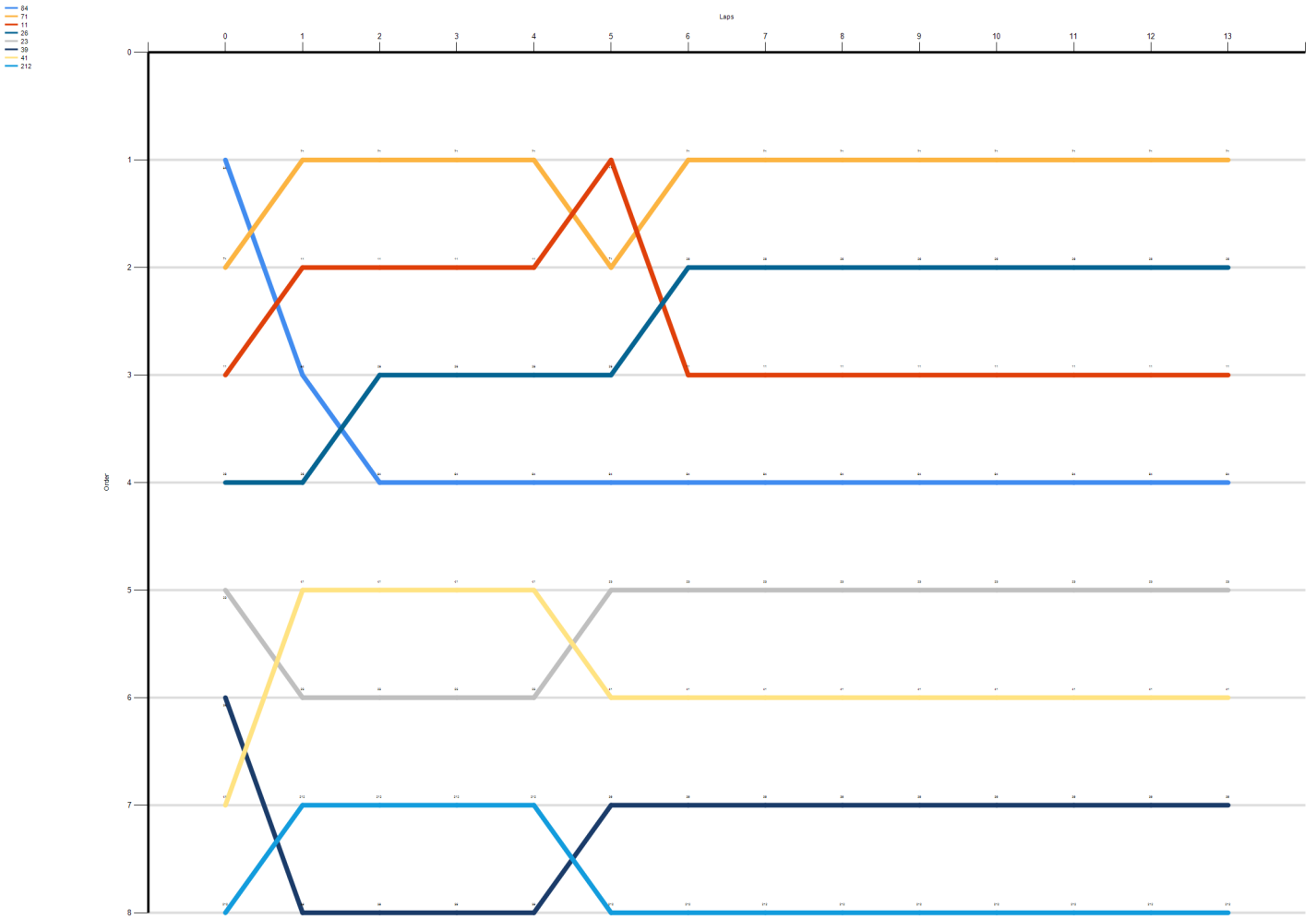


CIRCUIT DE SPA  
FRANCORCHAMPS



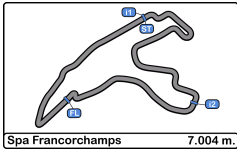


**Spa Francorchamps**  
**Euroformula Open**  
**Race - 1**  
**Graphic Lap Chart**



CIRCUIT DE SPA  
FRANCORCHAMPS





**Spa Francorchamps**  
**Euroformula Open**  
**Race - 1**  
**Pit Stop Analysis**



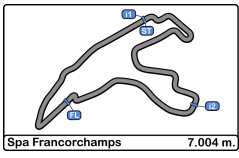
<u>Or</u> <u>d.</u>	<u>Nr.</u>	<u>In Day</u>	<u>Time</u>	<u>Entrant/Team</u>	<u>Nat</u>	<u>Driver 1</u>	<u>Nat</u>	<u>Driver 2</u>	<u>Nat</u>	<u>Vehicle</u>	<u>Cat</u>	<u>In Time</u>	<u>Stop N°</u>	<u>Pit Time</u>	<u>Handicap</u>	<u>Diff.</u>
------------------------	------------	---------------	-------------	---------------------	------------	-----------------	------------	-----------------	------------	----------------	------------	----------------	----------------	-----------------	-----------------	--------------



CIRCUIT DE SPA  
FRANCORCHAMPS



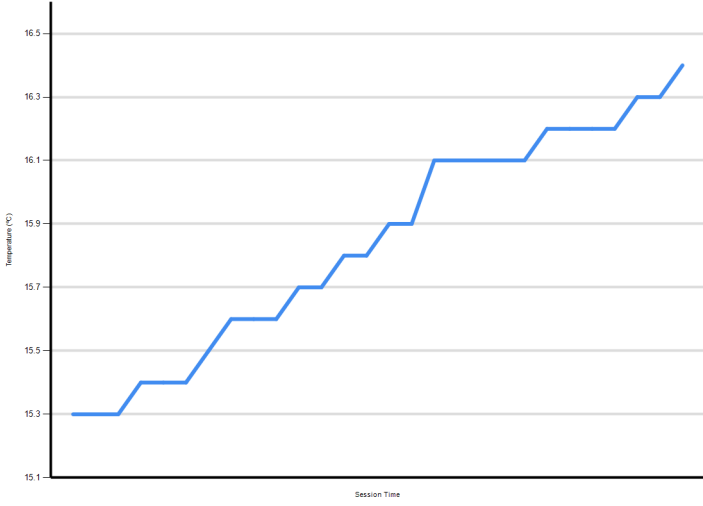




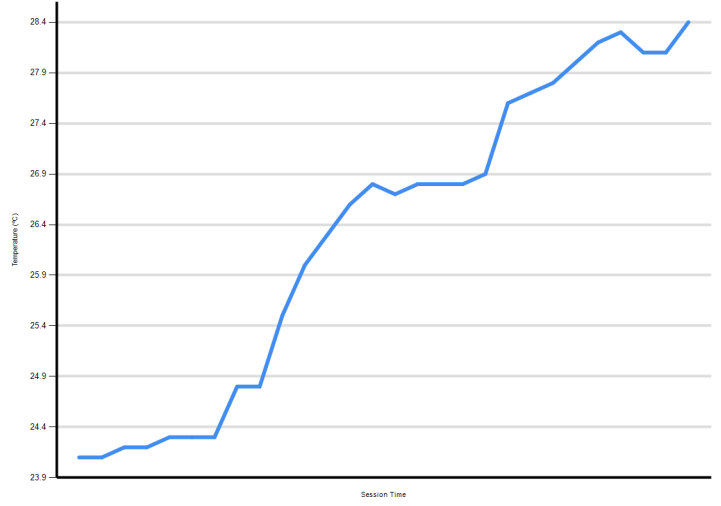
**Spa Francorchamps**  
**Euroformula Open**  
**Race - 1**  
**Weather Report**



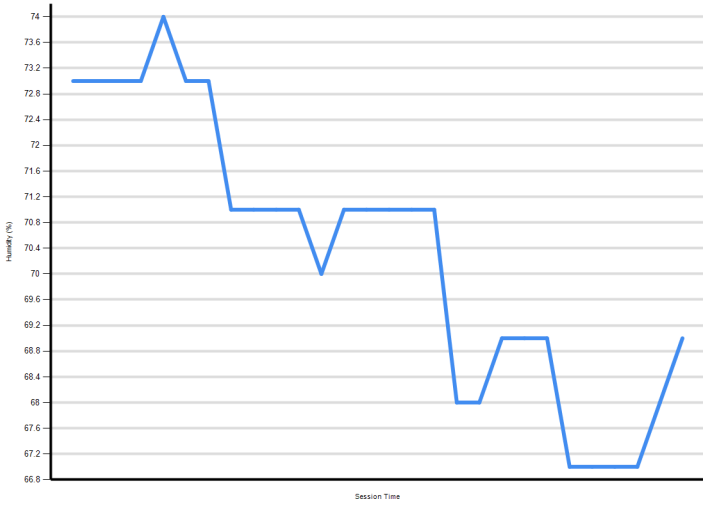
Air Temperature




Track Temperature



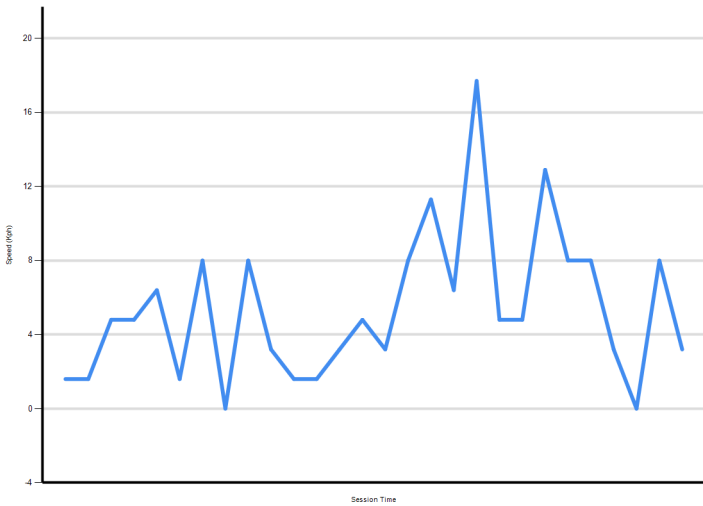
Humidity



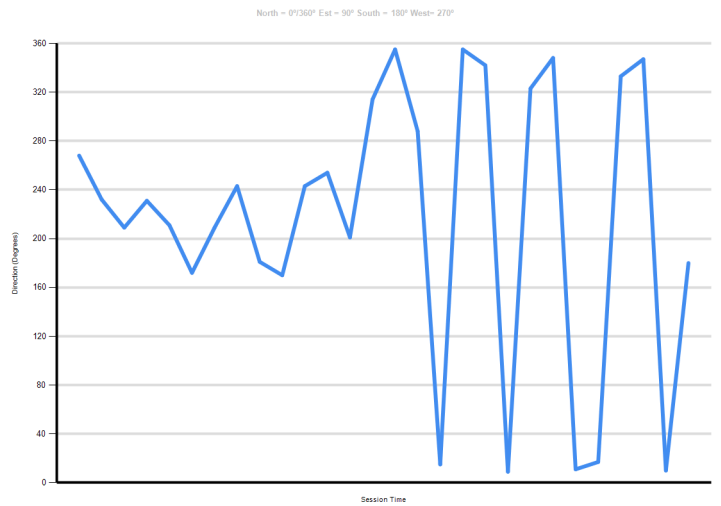
Pressure



Wind Speed



Wind direction



CIRCUIT DE SPA  
FRANCORCHAMPS



Red Bull Racing

