

Spa Francorchamps
Euroformula Open
Race - 2
Provisional Results



Clas	Nº	Driver	Nat	Cat	Clas	Team	Nat	Vehicle	Laps	Total Time	Gap	Interval	Km/h	Best	Time	Km/h
1	71	Brad Benavides				Team Motopark		Dallara F320 Spiess	13	29:05.379			187.8	3	2:13.090	189.4
2	26	Jakob Bergmeister				Team Motopark		Dallara F320 Spiess	13	29:07.486	2.107	2.107	187.5	3	2:13.415	188.9
3	23	Michael Shin				Team Motopark		Dallara F320 Spiess	13	29:07.966	2.587	0.480	187.5	3	2:13.182	189.3
4	11	Levente Revesz				Team Motopark		Dallara F320 Spiess	13	29:08.606	3.227	0.640	187.4	7	2:13.045	189.5
5	84	Francesco Simonazzi				BVM Racing		Dallara F320 Spiess	13	29:10.966	5.587	2.360	187.2	3	2:13.025	189.5
6	41	Fernando Barrichello		R	1	Team Motopark		Dallara F320 Spiess	13	29:11.946	6.567	0.980	187.0	6	2:13.620	188.7
7	212	Paolo Brajnik		GC	1	NV Racing		Dallara F320 Spiess	13	30:47.443	1:42.064	1:35.497	177.4	2	2:18.974	181.4
8	39	Gerrard Xie				Team Motopark		Dallara F320 Spiess	10	29:16.347	3 Laps	3 Laps	143.5	3	2:13.099	189.4

Fastest lap Francesco Simonazzi in 2:13.025 at 189.5 Km/h in lap 3

Published at:.....

Track Temp: **24.0 °C** Air Temp: **17.9 °C** Humidity: **63 %** Track Status: **DRY**

Race Director:

Neus Santamaría Sanromà

DPB-0825-ESP/CAT

Timekeeper:

Luis Garcia

JOB-2654-ESP/M

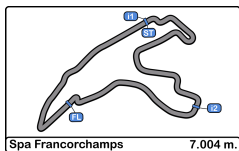


CIRCUIT DE SPA FRANCORCHAMPS



Real Federación Española de Automovilismo





Spa Francorchamps
Euroformula Open
Race - 2
Provisional Results by Category



Rookie																
Clas	Nº	Driver	Nat	Cat	Clas	Team	Nat	Vehicle	Laps	Total Time	Gap	Interval	Km/h	Best	Time	Km/h
1	41	Fernando Barrichello		R	1	Team Motopark		Dallara F320 Spiess	13	29:11.946			187.0	6	2:13.620	188.7
GC																
Clas	Nº	Driver	Nat	Cat	Clas	Team	Nat	Vehicle	Laps	Total Time	Gap	Interval	Km/h	Best	Time	Km/h
1	212	Paolo Brajnik		GC	1	NV Racing		Dallara F320 Spiess	13	30:47.443			177.4	2	2:18.974	181.4
Clas	Nº	Driver	Nat	Cat	Clas	Team	Nat	Vehicle	Laps	Total Time	Gap	Interval	Km/h	Best	Time	Km/h
1	71	Brad Benavides				Team Motopark		Dallara F320 Spiess	13	29:05.379			187.8	3	2:13.090	189.4
2	26	Jakob Bergmeister				Team Motopark		Dallara F320 Spiess	13	29:07.486	2.107	2.107	187.5	3	2:13.415	188.9
3	23	Michael Shin				Team Motopark		Dallara F320 Spiess	13	29:07.966	2.587	0.480	187.5	3	2:13.182	189.3
4	11	Levente Revesz				Team Motopark		Dallara F320 Spiess	13	29:08.606	3.227	0.640	187.4	7	2:13.045	189.5
5	84	Francesco Simonazzi				BVM Racing		Dallara F320 Spiess	13	29:10.966	5.587	2.360	187.2	3	2:13.025	189.5
6	39	Gerrard Xie				Team Motopark		Dallara F320 Spiess	10	29:16.347	3 Laps	3 Laps	143.5	3	2:13.099	189.4

Fastest lap Francesco Simonazzi in 2:13.025 at 189.5 Km/h in lap 3

Published at:.....

Track Temp: 24.0 °C Air Temp: 17.9 °C Humidity: 63 % Track Status: DRY

Race Director:

Neus Santamaría Sanromà
 DPB-0825-ESP/CAT

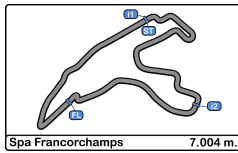
Timekeeper:

Luis Garcia
 JOB-2654-ESP/M



CIRCUIT DE SPA
 FRANCORCHAMPS





Spa Francorchamps
Euroformula Open
Race - 2



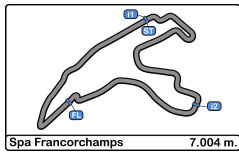
Provisional Classification by Driver Fastest Lap

Cl	N°	Entrant/Team	Nat	Vehicle	Driver	Nat	Cat	Cl	Laps	Best	Time	Gap	Interval	Km/h
1	84	BVM Racing	ITA	Dallara F320 Spiess	Francesco Simonazzi	ITA			13	3	2:13.025			189.5
2	11	Team Motopark	DEU	Dallara F320 Spiess	Levente Revesz	HUN			13	7	2:13.045	0.020	0.020	189.5
3	71	Team Motopark	DEU	Dallara F320 Spiess	Brad Benavides	USA			13	3	2:13.090	0.065	0.045	189.4
4	39	Team Motopark	DEU	Dallara F320 Spiess	Gerrard Xie	HKG			10	3	2:13.099	0.074	0.009	189.4
5	23	Team Motopark	DEU	Dallara F320 Spiess	Michael Shin	KOR			13	3	2:13.182	0.157	0.083	189.3
6	26	Team Motopark	DEU	Dallara F320 Spiess	Jakob Bergmeister	DEU			13	3	2:13.415	0.390	0.233	188.9
7	41	Team Motopark	DEU	Dallara F320 Spiess	Fernando Barrichello	BRA	R	1	13	6	2:13.620	0.595	0.205	188.7
8	212	NV Racing	SRB	Dallara F320 Spiess	Paolo Brajnik	SRB	GC	1	13	2	2:18.974	5.949	5.354	181.4



CIRCUIT DE SPA
FRANCORCHAMPS





Spa Francorchamps
Euroformula Open
Race - 2



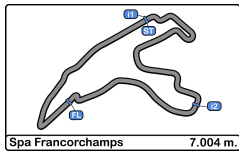
Distance and Speed Average

Clas	Nº	Driver	Nat	Cat	Clas	Team	Nat	Vehicle	Laps	Distance	Total Time	Km/h
1	71	Brad Benavides	USA			Team Motopark	DEU	Dallara F320 Spiess	13	91.05	29:05.379	187.8
2	26	Jakob Bergmeister	DEU			Team Motopark	DEU	Dallara F320 Spiess	13	91.05	29:07.486	187.5
3	23	Michael Shin	KOR			Team Motopark	DEU	Dallara F320 Spiess	13	91.05	29:07.966	187.5
4	11	Levente Revesz	HUN			Team Motopark	DEU	Dallara F320 Spiess	13	91.05	29:08.606	187.4
5	84	Francesco Simonazzi	ITA			BVM Racing	ITA	Dallara F320 Spiess	13	91.05	29:10.966	187.2
6	41	Fernando Barrichello	BRA	R	1	Team Motopark	DEU	Dallara F320 Spiess	13	91.05	29:11.946	187.0
7	212	Paolo Brajnik	SRB	GC	1	NV Racing	SRB	Dallara F320 Spiess	13	91.05	30:47.443	177.4
8	39	Gerrard Xie	HKG			Team Motopark	DEU	Dallara F320 Spiess	10	70.04	29:16.347	143.5



CIRCUIT DE SPA
FRANCORCHAMPS





Spa Francorchamps
Euroformula Open
Race - 2
Lap Analysis



11 Levente Revesz Dallara F320 Spiess 39 Gerrard Xie Dallara F320 Spiess

Team Motopark

Team Motopark

Lap	D	Time	Sector 1	Sector 2	Sector 3	T. Spd	Elapsed	Lap	D	Time	Sector 1	Sector 2	Sector 3	T. Spd	Elapsed
1		2:19.873	43.331	1:01.278	35.264	237.3	2:19.873	1		2:36.886 P	43.571	1:10.182	43.133	247.7	2:36.886
2		2:14.839	39.170	1:00.421	35.248	251.7	4:34.712	2		8:50.640	7:16.786	58.523	35.331	239.4	11:27.526
3		2:14.222	39.308	59.711	35.203	243.7	6:48.934	3		2:13.099	39.719	58.075	35.305	240.5	13:40.625
4		2:13.664	39.350	59.206	35.108	248.8	9:02.598	4		2:13.536	39.707	58.327	35.502	241.6	15:54.161
5		2:13.751	39.516	59.202	35.033	242.1	11:16.349	5		2:13.504	39.744	58.380	35.380	241.6	18:07.665
6		2:14.451	39.562	59.597	35.292	244.8	13:30.800	6		2:13.620	39.764	58.439	35.417	241.0	20:21.285
7		2:13.045	39.009	58.550	35.486	247.1	15:43.845	7		2:13.713	39.810	58.531	35.372	240.5	22:34.998
8		2:13.786	39.537	58.751	35.498	242.6	17:57.631	8		2:13.842	39.737	58.703	35.402	242.6	24:48.840
9		2:13.641	39.574	58.723	35.344	244.3	20:11.272	9		2:13.682	39.749	58.464	35.469	241.0	27:02.522
10		2:13.791	39.273	59.112	35.406	249.4	22:25.063	10		2:13.825	39.742	58.612	35.471	241.6	29:16.347
11		2:14.213	39.568	59.296	35.349	246.5	24:39.276								
12		2:14.581	39.505	59.725	35.351	243.7	26:53.857								
13		2:14.749	39.283	1:00.002	35.464	246.0	29:08.606								

41 Fernando Barrichello Dallara F320 Spiess
Rookie Team Motopark

Lap	D	Time	Sector 1	Sector 2	Sector 3	T. Spd	Elapsed	Lap	D	Time	Sector 1	Sector 2	Sector 3	T. Spd	Elapsed
1		2:20.342	43.432	1:01.816	35.094	241.6	2:20.342	1		2:20.342	43.432	1:01.816	35.094	241.6	2:20.342
2		2:14.119	38.765	59.972	35.382	251.1	4:34.461	2		2:14.119	38.765	59.972	35.382	251.1	4:34.461
3		2:14.029	39.447	59.258	35.324	244.3	6:48.490	3		2:14.029	39.447	59.258	35.324	244.3	6:48.490
4		2:14.472	39.563	59.080	35.829	243.7	9:02.962	4		2:14.472	39.563	59.080	35.829	243.7	9:02.962
5		2:13.739	39.121	58.875	35.743	243.2	11:16.701	5		2:13.739	39.121	58.875	35.743	243.2	11:16.701
6		2:13.620	39.134	59.089	35.397	247.1	13:30.321	6		2:13.620	39.134	59.089	35.397	247.1	13:30.321
7		2:14.932	39.489	59.856	35.587	244.3	15:45.253	7		2:14.932	39.489	59.856	35.587	244.3	15:45.253
8		2:14.201	39.419	59.212	35.570	246.5	17:59.454	8		2:14.201	39.419	59.212	35.570	246.5	17:59.454
9		2:14.574	39.604	59.366	35.604	245.4	20:14.028	9		2:14.574	39.604	59.366	35.604	245.4	20:14.028
10		2:14.372	39.667	59.244	35.461	243.2	22:28.400	10		2:14.372	39.667	59.244	35.461	243.2	22:28.400
11		2:14.299	39.582	59.285	35.432	246.5	24:42.699	11		2:14.299	39.582	59.285	35.432	246.5	24:42.699
12		2:14.786	39.245	59.974	35.567	248.8	26:57.485	12		2:14.786	39.245	59.974	35.567	248.8	26:57.485
13		2:14.461	39.528	59.477	35.456	246.0	29:11.946	13		2:14.461	39.528	59.477	35.456	246.0	29:11.946

71 Brad Benavides Dallara F320 Spiess
Team Motopark

Lap	D	Time	Sector 1	Sector 2	Sector 3	T. Spd	Elapsed	Lap	D	Time	Sector 1	Sector 2	Sector 3	T. Spd	Elapsed
1		2:19.293	43.281	1:00.786	35.226	238.9	2:19.293	1		2:19.293	43.281	1:00.786	35.226	238.9	2:19.293
2		2:13.975	39.491	59.135	35.349	246.0	4:33.268	2		2:13.975	39.491	59.135	35.349	246.0	4:33.268
3		2:13.090	39.198	58.815	35.077	250.5	6:46.358	3		2:13.090	39.198	58.815	35.077	250.5	6:46.358
4		2:13.983	38.979	59.695	35.309	252.9	9:00.341	4		2:13.983	38.979	59.695	35.309	252.9	9:00.341
5		2:13.743	39.750	58.916	35.077	250.5	11:14.084	5		2:13.743	39.750	58.916	35.077	250.5	11:14.084
6		2:13.209	38.966	58.941	35.302	247.1	13:27.293	6		2:13.209	38.966	58.941	35.302	247.1	13:27.293
7		2:13.822	39.291	59.228	35.303	249.4	15:41.115	7		2:13.822	39.291	59.228	35.303	249.4	15:41.115
8		2:13.224	39.376	58.337	35.511	244.3	17:54.339	8		2:13.224	39.376	58.337	35.511	244.3	17:54.339
9		2:14.027	39.910	58.539	35.578	240.5	20:08.366	9		2:14.027	39.910	58.539	35.578	240.5	20:08.366
10		2:13.843	39.876	58.485	35.482	240.0	22:22.209	10		2:13.843	39.876	58.485	35.482	240.0	22:22.209
11		2:14.223	39.991	58.677	35.555	240.5	24:36.432	11		2:14.223	39.991	58.677	35.555	240.5	24:36.432
12		2:14.285	39.925	58.826	35.534	239.4	26:50.717	12		2:14.285	39.925	58.826	35.534	239.4	26:50.717
13		2:14.662	39.913	59.084	35.665	240.0	29:05.379	13		2:14.662	39.913	59.084	35.665	240.0	29:05.379

26 Jakob Bergmeister Dallara F320 Spiess

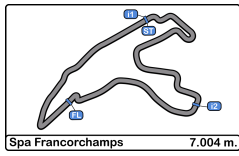
Team Motopark

Lap	D	Time	Sector 1	Sector 2	Sector 3	T. Spd	Elapsed	Lap	D	Time	Sector 1	Sector 2	Sector 3	T. Spd	Elapsed
1		2:18.085	43.349	59.513	35.223	242.6	2:18.085	1		2:18.085	43.349	59.513	35.223	242.6	2:18.085
2		2:13.849	40.113	58.388	35.348	240.5	4:31.934	2		2:13.849	40.113	58.388	35.348	240.5	4:31.934
3		2:13.415	39.896	58.132	35.387	239.4	6:45.349	3		2:13.415	39.896	58.132	35.387	239.4	6:45.349
4		2:14.883	39.885	59.364	35.634	240.0	9:00.232	4		2:14.883	39.885	59.364	35.634	240.0	9:00.232
5		2:13.444	39.565	58.637	35.242	246.0	11:13.676	5		2:13.444	39.565	58.637	35.242	246.0	11:13.676
6		2:14.110	39.379	59.496	35.235	244.8	13:27.786	6		2:14.110	39.379	59.496	35.235	244.8	13:27.786
7		2:13.850	39.300	59.237	35.313	249.4	15:41.636	7		2:13.850	39.300	59.237	35.313	249.4	15:41.636
8		2:14.187	39.307	59.492	35.388	247.1	17:55.823	8		2:14.187	39.307	59.492	35.388	247.1	17:55.823
9		2:14.579	39.171	59.641	35.767	252.9	20:10.402	9		2:14.579	39.171	59.641	35.767	252.9	20:10.402
10		2:13.904	39.442	59.233	35.229	246.0	22:24.306	10		2:13.904	39.442	59.233	35.229	246.0	22:24.306
11		2:14.525	39.353	59.879	35.293	252.3	24:38.831	11		2:14.525	39.353	59.879	35.293	252.3	24:38.831
12		2:14.065	39.231	59.305	35.529	244.3	26:52.896	12		2:14.065	39.231	59.305	35.529	244.3	26:52.896
13		2:14.590	39.678	59.452	35.460	241.0	29:07.486	13		2:14.590	39.678	59.452	35.460	241.0	29:07.486



CIRCUIT DE SPA FRANCORCHAMPS





Spa Francorchamps
Euroformula Open
Race - 2
Lap Analysis



84

Francesco Simonazzi

Dallara F320 Spiess

BVM Racing

Lap	D	Time	Sector 1	Sector 2	Sector 3	T. Spd	Elapsed
1		2:19.169	43.310	1:00.238	35.621	237.3	2:19.169
2		2:14.561	39.604	59.652	35.305	245.4	4:33.730
3		2:13.025	39.265	58.676	35.084	249.4	6:46.755
4		2:13.914	39.356	59.406	35.152	244.8	9:00.669
5		2:14.166	39.885	59.125	35.156	248.8	11:14.835
6		2:13.368	39.224	58.893	35.251	248.2	13:28.203
7		2:13.860	38.930	59.646	35.284	252.3	15:42.063
8		2:14.196	39.273	59.440	35.483	247.1	17:56.259
9		2:14.335	39.467	59.390	35.478	247.1	20:10.594
10		2:16.362	39.298	1:01.408	35.656	249.4	22:26.956
11		2:14.537	39.642	59.353	35.542	245.4	24:41.493
12		2:14.711	39.896	59.210	35.605	243.7	26:56.204
13		2:14.762	39.656	59.436	35.670	242.6	29:10.966

212

Paolo Brajnik

Dallara F320 Spiess

GC

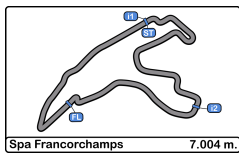
NV Racing

Lap	D	Time	Sector 1	Sector 2	Sector 3	T. Spd	Elapsed
1		2:23.387	44.036	1:03.304	36.047	247.7	2:23.387
2		2:18.974	40.032	1:02.349	36.593	242.1	4:42.361
3		2:22.505	40.527	1:04.965	37.013	238.9	7:04.866
4		2:23.280	41.261	1:04.590	37.429	237.8	9:28.146
5		2:23.435	41.626	1:04.085	37.724	236.8	11:51.581
6		2:23.167	41.218	1:04.673	37.276	236.8	14:14.748
7		2:23.074	41.414	1:04.655	37.005	236.8	16:37.822
8		2:23.245	41.959	1:04.366	36.920	234.2	19:01.067
9		2:21.888	41.146	1:03.778	36.964	235.8	21:22.955
10		2:21.504	41.227	1:04.000	36.277	236.3	23:44.459
11		2:21.093	41.320	1:03.423	36.350	236.8	26:05.552
12		2:20.167	41.199	1:02.809	36.159	236.3	28:25.719
13		2:21.724	41.153	1:03.751	36.820	236.8	30:47.443



CIRCUIT DE SPA
FRANCORCHAMPS





Spa Francorchamps
Euroformula Open
Race - 2
Analysis by Lap



Num	Lap Time	Gap
Lap 1		
23	2:17.801	
26	2:18.085	00.284
84	2:19.169	01.368
71	2:19.293	01.492
11	2:19.873	02.072
41	2:20.342	02.541
212	2:23.387	05.586
39	2:36.886	19.085
Num Lap Time Gap		
Lap 2		
26	2:13.849	
23	2:15.020	00.887
71	2:13.975	01.334
84	2:14.561	01.796
41	2:14.119	02.527
11	2:14.839	02.778
212	2:18.974	10.427
Num Lap Time Gap		
Lap 3		
26	2:13.415	
23	2:13.182	00.654
71	2:13.090	01.009
84	2:13.025	01.406
41	2:14.029	03.141
11	2:14.222	03.585
212	2:22.505	19.517
Num Lap Time Gap		
Lap 4		
23	2:13.389	
26	2:14.883	00.840
71	2:13.983	00.949
84	2:13.914	01.277
11	2:13.664	03.206
41	2:14.472	03.570
212	2:23.280	28.754
Num Lap Time Gap		
Lap 5		
23	2:13.514	
26	2:13.444	00.770
71	2:13.743	01.178
84	2:14.166	01.929
11	2:13.751	03.443
41	2:13.739	03.795
39	8:50.640	3 Laps
212	2:23.435	38.675
Num Lap Time Gap		
Lap 6		
23	2:13.753	
71	2:13.209	00.634
26	2:14.110	01.127
84	2:13.368	01.544
41	2:13.620	03.662
11	2:14.451	04.141
39	2:13.099	3 Laps

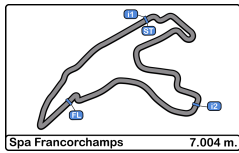
Num	Lap Time	Gap
212	2:23.167	48.089
Num Lap Time Gap		
Lap 7		
23	2:14.127	
71	2:13.822	00.329
26	2:13.850	00.850
84	2:13.860	01.277
11	2:13.045	03.059
41	2:14.932	04.467
39	2:13.536	3 Laps
212	2:23.074	57.036
Num Lap Time Gap		
Lap 8		
71	2:13.224	
23	2:14.644	01.091
26	2:14.187	01.484
84	2:14.196	01.920
11	2:13.786	03.292
41	2:14.201	05.115
39	2:13.504	3 Laps
212	2:23.245	1:06.728
Num Lap Time Gap		
Lap 9		
71	2:14.027	
23	2:14.357	01.421
26	2:14.579	02.036
84	2:14.335	02.228
11	2:13.641	02.906
41	2:14.574	05.662
39	2:13.620	3 Laps
212	2:21.888	1:14.589
Num Lap Time Gap		
Lap 10		
71	2:13.843	
23	2:14.031	01.609
26	2:13.904	02.097
11	2:13.791	02.854
84	2:16.362	04.747
41	2:14.372	06.191
39	2:13.713	3 Laps
212	2:21.504	1:22.250
Num Lap Time Gap		
Lap 11		
71	2:14.223	
23	2:14.658	02.044
26	2:14.525	02.399
11	2:14.213	02.844
84	2:14.537	05.061
41	2:14.299	06.267
39	2:13.842	3 Laps
212	2:21.093	1:29.120
Num Lap Time Gap		
Lap 12		
71	2:14.285	
26	2:14.065	02.179

Num	Lap Time	Gap
23	2:14.939	02.698
11	2:14.581	03.140
84	2:14.711	05.487
41	2:14.786	06.768
39	2:13.682	3 Laps
212	2:20.167	1:35.002
Num Lap Time Gap		
Lap 13		
71	2:14.662	
26	2:14.590	02.107
23	2:14.551	02.587
11	2:14.749	03.227
84	2:14.762	05.587
41	2:14.461	06.567
39	2:13.825	3 Laps
212	2:21.724	1:42.064



CIRCUIT DE SPA
FRANCORCHAMPS





Spa Francorchamps
Euroformula Open
Race - 2
Best Sectors Results

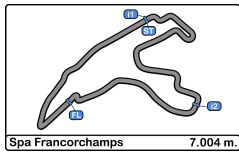


Sector - 1			Sector - 2			Sector - 3			Ideal Lap vs Best Lap						
Clas	Nº	Driver	Time	Nº	Driver	Time	Nº	Driver	Time	Clas	Nº	Driver	Ideal Lap	Best Lap	Clas
1	41	Fernando Barrichello	38.765	39	Gerrard Xie	58.075	11	Levente Revesz	35.033	1	71	Brad Benavides	2:12.380	2:13.090	3
2	84	Francesco Simonazzi	38.930	26	Jakob Bergmeister	58.132	71	Brad Benavides	35.077	2	26	Jakob Bergmeister	2:12.526	2:13.415	6
3	71	Brad Benavides	38.966	23	Michael Shin	58.254	84	Francesco Simonazzi	35.084	3	11	Levente Revesz	2:12.592	2:13.045	2
4	11	Levente Revesz	39.009	71	Brad Benavides	58.337	41	Fernando Barrichello	35.094	4	84	Francesco Simonazzi	2:12.690	2:13.025	1
5	26	Jakob Bergmeister	39.171	11	Levente Revesz	58.550	26	Jakob Bergmeister	35.223	5	23	Michael Shin	2:12.713	2:13.182	5
6	23	Michael Shin	39.220	84	Francesco Simonazzi	58.676	23	Michael Shin	35.239	6	41	Fernando Barrichello	2:12.734	2:13.620	7
7	39	Gerrard Xie	39.707	41	Fernando Barrichello	58.875	39	Gerrard Xie	35.305	7	39	Gerrard Xie	2:13.087	2:13.099	4
8	21	Paolo Brajnik	40.032	212	Paolo Brajnik	1:02.349	212	Paolo Brajnik	36.047	8	212	Paolo Brajnik	2:18.428	2:18.974	8



CIRCUIT DE SPA
FRANCORCHAMPS





Spa Francorchamps
Euroformula Open
Race - 2
Leader Sequence

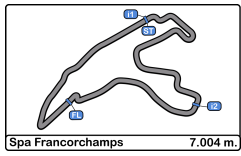


N°	Driver	Nat	Cat	Clas	Team	Nat	Vehicle	Start Lap	End Lap	Laps	Total Laps
23	Michael Shin	KOR			Team Motopark	DEU	Dallara F320 Spiess	1	1	1	1
26	Jakob Bergmeister	DEU			Team Motopark	DEU	Dallara F320 Spiess	2	3	2	2
23	Michael Shin	KOR			Team Motopark	DEU	Dallara F320 Spiess	4	7	4	5
71	Brad Benavides	USA			Team Motopark	DEU	Dallara F320 Spiess	8	13	6	6



CIRCUIT DE SPA
FRANCORCHAMPS





Spa Francorchamps
Euroformula Open
Race - 2
Best 5 Lap Times

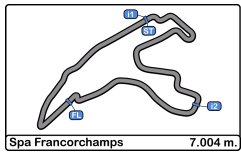


Cls	N°	Driver	Nat	Cat	Cls	Team	Nat	Vehicle	Best 1		Best 2		Best 3		Best 4		Best 5	
									Time	Lap	Time	Lap	Time	Lap	Time	Lap	Time	Lap
1	84	Francesco	ITA			BVM Racing	ITA	Dallara F320 Spiess	2:13.025	3	2:13.368	6	2:13.860	7	2:13.914	4	2:14.166	5
2	11	Levente Revesz	HUN			Team Motopark	DEU	Dallara F320 Spiess	2:13.045	7	2:13.641	9	2:13.664	4	2:13.751	5	2:13.786	8
3	71	Brad Benavides	USA			Team Motopark	DEU	Dallara F320 Spiess	2:13.090	3	2:13.209	6	2:13.224	8	2:13.743	5	2:13.822	7
4	39	Gerrard Xie	HKG			Team Motopark	DEU	Dallara F320 Spiess	2:13.099	3	2:13.504	5	2:13.536	4	2:13.620	6	2:13.682	9
5	23	Michael Shin	KOR			Team Motopark	DEU	Dallara F320 Spiess	2:13.182	3	2:13.389	4	2:13.514	5	2:13.753	6	2:14.031	10
6	26	Jakob Bergmeister	DEU			Team Motopark	DEU	Dallara F320 Spiess	2:13.415	3	2:13.444	5	2:13.849	2	2:13.850	7	2:13.904	10
7	41	Fernando Barrichello	BRA	R	1	Team Motopark	DEU	Dallara F320 Spiess	2:13.620	6	2:13.739	5	2:14.029	3	2:14.119	2	2:14.201	8
8	212	Paolo Brajnik	SRB	GC	1	NV Racing	SRB	Dallara F320 Spiess	2:18.974	2	2:20.167	12	2:21.093	11	2:21.504	10	2:21.724	13



CIRCUIT DE SPA
FRANCORCHAMPS





Spa Francorchamps
Euroformula Open
Race - 2
Best 5 Top Speeds

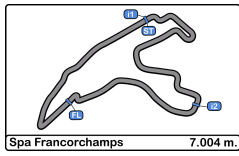


Clas	Nº	Driver	Nat	Cat	Cls	Team	Nat	Vehicle	Top 1		Top 2		Top 3		Top 4		Top 5		Avg	
									Km/h	Lap	Km/h	Lap	Km/h	Lap	Km/h	Lap	Km/h	Lap		
1	26	Jakob Bergmeister		DEU		Team Motopark		Dallara F320 Spiess	252.9	9	252.3	11	249.4	7	247.1	8	246.0	5	249.5	
2	71	Brad Benavides		USA		Team Motopark		Dallara F320 Spiess	252.9	4	250.5	3	250.5	5	249.4	7	247.1	6	250.1	
3	84	Francesco Simonazzi		ITA		BVM Racing		Dallara F320 Spiess	252.3	7	249.4	3	249.4	10	248.8	5	248.2	6	249.6	
4	11	Levente Revesz		HUN		Team Motopark		Dallara F320 Spiess	251.7	2	249.4	10	248.8	4	247.1	7	246.5	11	248.7	
5	41	Fernando Barrichello		BRA	R	1	Team Motopark		Dallara F320 Spiess	251.1	2	248.8	12	247.1	6	246.5	8	246.5	11	248.0
6	23	Michael Shin		KOR		Team Motopark		Dallara F320 Spiess	250.0	13	247.1	4	246.0	3	244.8	9	244.8	12	246.5	
7	39	Gerrard Xie		HKG		Team Motopark		Dallara F320 Spiess	247.7	1	242.6	8	241.6	4	241.6	5	241.6	10	243.0	
8	212	Paolo Brajnik		HRV	GC	1	NV Racing		Dallara F320 Spiess	247.7	1	242.1	2	238.9	3	237.8	4	236.8	5	240.7



CIRCUIT DE SPA
FRANCORCHAMPS





Spa Francorchamps
Euroformula Open
Race - 2
Fastest Laps Sequence



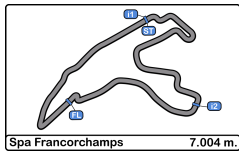
Spa Francorchamps 7.004 m.

Lap	Time of Day	Session Time	Nº Driver	Nat	Cat	Team	Nat	Vehicle	Time	Km/h
2	10:38:14.409	4:32.409	26 Jakob Bergmeister		DEU	Team Motopark		DEU Dallara F320 Spiess	2:13.849	188.3
3	10:40:27.824	6:45.824	26 Jakob Bergmeister		DEU	Team Motopark		DEU Dallara F320 Spiess	2:13.415	188.9
3	10:40:28.477	6:46.477	23 Michael Shin		KOR	Team Motopark		DEU Dallara F320 Spiess	2:13.182	189.3
3	10:40:28.833	6:46.833	71 Brad Benavides		USA	Team Motopark		DEU Dallara F320 Spiess	2:13.090	189.4
3	10:40:29.229	6:47.229	84 Francesco Simonazzi		ITA	BVM Racing		ITA Dallara F320 Spiess	2:13.025	189.5



CIRCUIT DE SPA
FRANCORCHAMPS





Spa Francorchamps

Euroformula Open

Race - 2

Event Best Maximum Speed



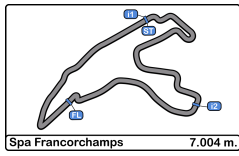
Spa Francorchamps 7.004 m.

N°	Driver	Nat	Cat	Clas	Team	Nat	Vehicle	Km/h	Session
23	Michael Shin	KOR			Team Motopark	DEU	Dallara F320 Spiess	254.1	Race - 1
41	Fernando Barrichello	BRA	R	1	Team Motopark	DEU	Dallara F320 Spiess	254.1	Race - 1
71	Brad Benavides	USA			Team Motopark	DEU	Dallara F320 Spiess	252.9	Race - 2
26	Jakob Bergmeister	DEU			Team Motopark	DEU	Dallara F320 Spiess	252.9	Race - 2
84	Francesco Simonazzi	ITA			BVM Racing	ITA	Dallara F320 Spiess	252.3	Race - 2
11	Levente Revesz	HUN			Team Motopark	DEU	Dallara F320 Spiess	251.7	Race - 2
39	Gerrard Xie	HKG			Team Motopark	DEU	Dallara F320 Spiess	247.7	Race - 2
212	Paolo Brajnik	SRB	GC	1	NV Racing	SRB	Dallara F320 Spiess	247.7	Race - 2



CIRCUIT DE SPA
FRANCORCHAMPS





Spa Francorchamps
Euroformula Open
Race - 2
Lap Chart



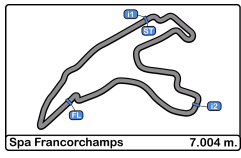
LAP

Nr	Pos	Grid	1	2	3	4	5	6	7	8	9	10	11	12	13
41	1	41	23	26	26	23	23	23	23	71	71	71	71	71	71
23	2	23	26	23	23	26	26	71	71	23	23	23	23	26	26
84	3	84	84	71	71	71	71	26	26	26	26	26	26	23	23
11	4	11	71	84	84	84	84	84	84	84	84	11	11	11	11
26	5	26	11	41	41	11	11	41	11	11	11	84	84	84	84
71	6	71	41	11	11	41	41	11	41	41	41	41	41	41	41
39	7	39	212	212	212	212	212	212	212	212	212	212	212	212	212
212	8	212	39	39	39	39	39	39	39	39	39	39	39	39	39




CIRCUIT DE SPA
FRANCORCHAMPS



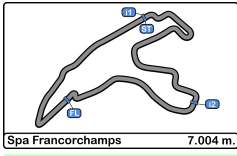


Spa Francorchamps
Euroformula Open
Race - 2
Graphic Lap Chart



CIRCUIT DE SPA
FRANCORCHAMPS





Spa Francorchamps
Euroformula Open
Race - 2
Pit Stop Analysis

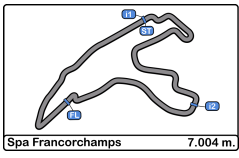


<u>Or d.</u>	<u>Nr.</u>	<u>In Day Time</u>	<u>Entrant/Team</u>	<u>Nat</u>	<u>Driver 1</u>	<u>Nat</u>	<u>Driver 2</u>	<u>Nat</u>	<u>Vehicle</u>	<u>Cat</u>	<u>In Time</u>	<u>Stop N°</u>	<u>Pit Time</u>	<u>Handicap</u>	<u>Diff.</u>
1	39	10:36:13.572	Team Motopark	DEU	Gerrard Xie	HKG			Dallara F320		2:31.098	1	6:47.228		



CIRCUIT DE SPA
FRANCORCHAMPS

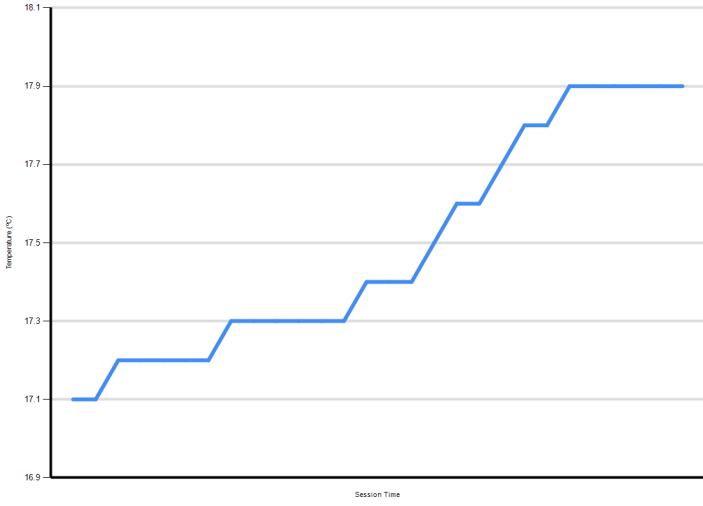




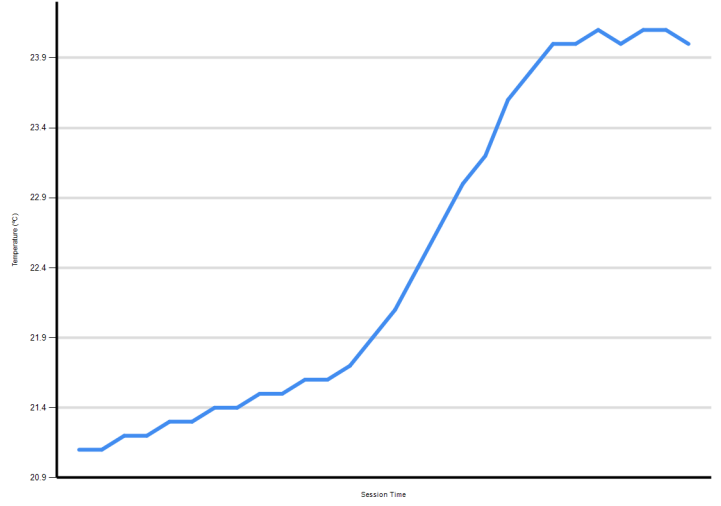
Spa Francorchamps
Euroformula Open
Race - 2
Weather Report



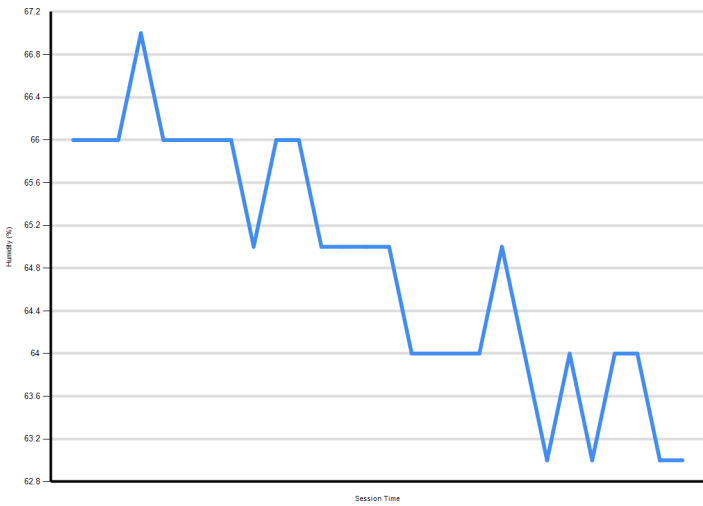
Air Temperature




Track Temperature



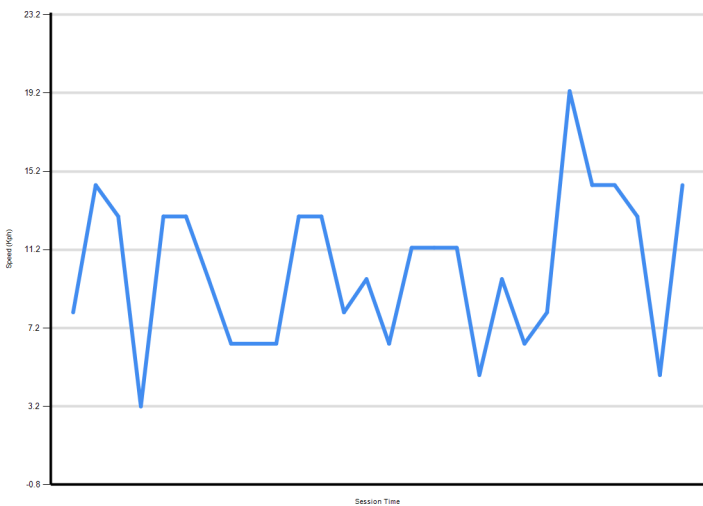
Humidity



Pressure



Wind Speed



Wind direction

