



Hungaroring
Euroformula Open
Free Practice - 2
Provisional Results



Clas	Nº	Driver	Nat	Cat	Clas	Team	Nat	Vehicle	Laps	Best	Time	Gap	Interval	Km/h
1	71	Brad Benavides				Team Motopark		Dallara F320 Spiess	11	8	1:35.159			165.7
2	11	Levente Revesz				Team Motopark		Dallara F320 Spiess	18	15	1:35.379	0.220	0.220	165.3
3	84	Francesco Simonazzi				BVM Racing		Dallara F320 Spiess	19	18	1:35.491	0.332	0.112	165.1
4	26	Jakob Bergmeister				Team Motopark		Dallara F320 Spiess	17	16	1:35.708	0.549	0.217	164.7
5	41	Fernando Barrichello		R	1	Team Motopark		Dallara F320 Spiess	16	12	1:36.193	1.034	0.485	163.9
6	23	Michael Shin				Team Motopark		Dallara F320 Spiess	14	6	1:36.487	1.328	0.294	163.4

Published at:.....

Track Temp: **54.3 °C** Air Temp: **31.8 °C** Humidity: **44 %** Track Status: **DRY**

Race Director:

Alessandro Ferrari

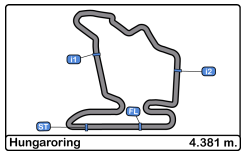
ACI DGA 392080

Timekeeper:

Luis Garcia

JOB-2654-ESP/M





Hungaroring
Euroformula Open
Free Practice - 2
Track Limit



The Stewards, having received a report from Race Director, have considered the following matter and determine the following:

Session Free Practice - 2

Fact The cars below did not use the track at the turns listed below

Infringement Breach of Appendix L Chapter IV Article 2 c) of the FIA International Sporting Code and Article 19.4/19.5 of the Sporting Regulations.

Decision Deletion of the lap times shown in accordance with Article 12.4.1.e of the FIA International Sporting Code.

Note

- Certain decisions of the Stewards are subject to appeal (Article 15 of the FIA International Sporting Code).
- These penalties are not subject to appeal Article.12.3.4 of the FIA International Sporting Code and Article 16.5 of the Sporting Regulations.
- According to Article.12.3.3.b of the FIA International Sporting Code these decisions become immediately binding even in case of an appeal.

Ord	Turn	N° Driver	Entrant/Team	Time of Day	Lap Time
1	4	11 Levente Revesz	Team Motopark	14:41:05.462	1:38.275
2	11	23 Michael Shin	Team Motopark	14:41:29.414	1:37.247
3	4	84 Francesco Simonazzi	BVM Racing	15:03:56.414	1:43.226
4	4	71 Brad Benavides	Team Motopark	15:08:42.074	1:35.921
5	4	23 Michael Shin	Team Motopark	15:12:32.480	1:41.718
6	4	23 Michael Shin	Team Motopark	15:14:19.554	1:47.074
7	4	23 Michael Shin	Team Motopark	15:16:10.785	1:51.231

The Stewards:





Hungaroring
Euroformula Open
Free Practice - 2
Provisional Results by Category



Rookie														
Clas	Nº	Driver	Nat	Cat	Clas	Team	Nat	Vehicle	Laps	Best	Time	Gap	Interval	Km/h
1	41	Fernando Barrichello		R	1	Team Motopark		Dallara F320 Spiess	16	12	1:36.193			163.9
Clas	Nº	Driver	Nat	Cat	Clas	Team	Nat	Vehicle	Laps	Best	Time	Gap	Interval	Km/h
1	71	Brad Benavides				Team Motopark		Dallara F320 Spiess	11	8	1:35.159			165.7
2	11	Levente Revesz				Team Motopark		Dallara F320 Spiess	18	15	1:35.379	0.220	0.220	165.3
3	84	Francesco Simonazzi				BVM Racing		Dallara F320 Spiess	19	18	1:35.491	0.332	0.112	165.1
4	26	Jakob Bergmeister				Team Motopark		Dallara F320 Spiess	17	16	1:35.708	0.549	0.217	164.7
5	23	Michael Shin				Team Motopark		Dallara F320 Spiess	14	6	1:36.487	1.328	0.779	163.4

Published at:.....

Track Temp: **54.3 °C** Air Temp: **31.8 °C** Humidity: **44 %** Track Status: **DRY**

Race Director:

Alessandro Ferrari

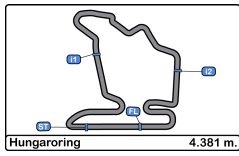
ACI DGA 392080

Timekeeper:

Luis Garcia

JOB-2654-ESP/M





Hungaroring
Euroformula Open
Free Practice - 2
Lap Analysis



11

Levente Revesz

Dallara F320 Spiess **26**

Jakob Bergmeister

Dallara F320 Spiess

Team Motopark

Team Motopark

Lap	D	Time	Sector 1	Sector 2	Sector 3	T. Spd	Elapsed	Lap	D	Time	Sector 1	Sector 2	Sector 3	T. Spd	Elapsed
1		14:37:42.452	14:36:34.429	39.279	28.744		14:37:42.452	1		14:38:05.307 P	14:36:51.545	39.443	34.319		14:38:05.307
2		1:44.735	38.797	38.024	27.914	204.5	14:39:27.187	2		4:10.885 P	2:58.899	38.035	33.951		14:42:16.192
3		1:39.275	36.676	34.638	26.961	216.8	14:41:05.462	3		2:15.174	1:12.778	35.384	27.012		14:44:31.366
4		1:37.514	36.404	34.407	26.703	217.7	14:42:42.976	4		1:38.287	36.389	34.715	27.183	218.6	14:46:09.653
5		1:36.626	36.086	33.995	26.545	219.9	14:44:19.602	5		1:37.749	36.358	34.489	26.902	219.5	14:47:47.402
6		1:37.169	36.121	34.244	26.804	219.9	14:45:56.771	6		1:37.727	36.332	34.581	26.814	219.0	14:49:25.129
7		1:37.580	36.134	34.601	26.845	220.4	14:47:34.351	7		1:37.826	36.275	34.753	26.798	218.1	14:51:02.955
8		1:36.976	36.122	34.017	26.837	219.0	14:49:11.327	8		1:37.812	36.272	34.774	26.766	219.5	14:52:40.767
9		1:36.750	36.053	33.925	26.772	218.1	14:50:48.077	9		1:37.840	36.146	34.550	27.144	220.8	14:54:18.607
10		1:36.750	36.063	33.927	26.760	219.0	14:52:24.827	10		1:38.091	36.303	34.732	27.056	219.9	14:55:56.698
11		1:36.351	35.946	33.795	26.610	220.8	14:54:01.178	11		1:37.849	36.211	34.618	27.020	219.5	14:57:34.547
12		1:45.599 P	36.581	35.794	33.224	220.4	14:55:46.777	12		1:37.072	36.068	34.230	26.774	218.6	14:59:11.619
13		9:45.511	8:34.513	40.080	30.918		15:05:32.288	13		1:44.955 P	37.078	35.727	32.150	220.4	15:00:56.574
14		1:45.600	41.231	37.081	27.288	190.8	15:07:17.888	14		6:35.153	5:18.623	45.104	31.426		15:07:31.727
15		1:35.379	35.830	33.330	26.219	219.0	15:08:53.267	15		1:43.787	39.303	37.380	27.104	203.7	15:09:15.514
16		1:52.246	40.580	43.954	27.712	219.9	15:10:45.513	16		1:35.708	35.677	33.739	26.292	219.5	15:10:51.222
17		1:43.490	35.705	40.224	27.561	219.5	15:12:29.003	17		1:55.177 P	37.541	38.881	38.755	223.6	15:12:46.399
18		1:46.567 P	36.005	35.674	34.888	217.7	15:14:15.570								

23

Michael Shin

Dallara F320 Spiess

Rookie

Fernando Barrichello

Dallara F320 Spiess

Team Motopark

Team Motopark

Lap	D	Time	Sector 1	Sector 2	Sector 3	T. Spd	Elapsed	Lap	D	Time	Sector 1	Sector 2	Sector 3	T. Spd	Elapsed
1		14:38:06.819	14:36:56.406	39.786	30.627		14:38:06.819	1		14:37:54.920	14:36:46.590	39.060	29.270		14:37:54.920
2		1:45.348	41.418	36.165	27.765	180.3	14:39:52.167	2		1:43.797	37.896	37.931	27.970	212.1	14:39:38.717
3		1:37.247	36.426	34.073	26.748	216.8	14:41:29.414	3		1:38.673	36.272	34.803	27.598	217.3	14:41:17.390
4		2:08.877	44.673	50.488	33.716	173.9	14:43:38.291	4		1:37.708	36.331	34.544	26.833	218.1	14:42:55.098
5		1:49.772	42.967	39.536	27.269	217.3	14:45:28.063	5		1:49.332	40.682	40.362	28.288	219.5	14:44:44.430
6		1:36.487	36.062	33.796	26.629	219.5	14:47:04.550	6		1:37.148	36.121	34.411	26.616	219.0	14:46:21.578
7		1:50.285	42.131	40.974	27.180	201.1	14:48:54.835	7		1:52.612 P	36.218	38.929	37.465	221.3	14:48:14.190
8		1:36.168	35.971	33.617	26.580	218.1	14:50:31.003	8		3:24.960 P	2:08.845	39.365	36.750		14:51:39.150
9		1:47.779 P	38.359	38.316	31.104	219.0	14:52:18.782	9		14:00.631	12:46.237	44.393	30.001		15:05:39.781
10		16:49.007	15:40.146	40.201	28.660		15:09:07.789	10		1:46.027	38.933	38.917	28.177	209.3	15:07:25.808
11		1:42.973	37.546	35.732	29.695	211.3	15:10:50.762	11		1:36.526	36.010	34.024	26.492	218.6	15:09:02.334
12		1:41.718	35.923	38.472	27.323	219.5	15:12:32.480	12		1:36.193	35.689	34.012	26.492	220.4	15:10:38.527
13		1:47.974	36.122	42.892	28.060	219.5	15:14:19.554	13		1:59.558	40.605	50.654	28.299	220.8	15:12:38.085
14		1:51.231 P	35.986	40.001	35.244	220.8	15:16:10.785	14		1:37.465	35.928	34.450	27.087	219.0	15:14:15.550
								15		1:36.375	35.678	34.024	26.673	220.8	15:15:51.925
								16		1:53.015 P	37.289	34.187	41.539	221.7	15:17:44.940

71

Brad Benavides

Dallara F320 Spiess

Team Motopark

Lap	D	Time	Sector 1	Sector 2	Sector 3	T. Spd	Elapsed
1		14:40:02.543	14:38:51.801	39.284	31.458		14:40:02.543
2		1:43.030	38.664	37.120	27.246	203.7	14:41:45.573
3		1:44.989	36.074	40.558	28.357	218.6	14:43:30.562
4		1:35.808	35.937	33.538	26.333	220.8	14:45:06.370
5		1:42.081 P	36.097	33.848	32.136	221.3	14:46:48.451
6		17:01.761	15:55.326	37.786	28.649		15:03:50.212
7		1:40.782	37.922	35.923	26.937	206.5	15:05:30.994
8		1:35.159	35.742	33.286	26.131	219.9	15:07:06.153
9		1:36.924	35.656	33.461	26.804	221.7	15:08:42.074
10		1:47.769	40.769	38.941	28.059	219.9	15:10:29.843
11		1:42.985 P	35.832	35.530	31.623	220.8	15:12:12.828





Hungaroring
Euroformula Open
Free Practice - 2
Lap Analysis



84

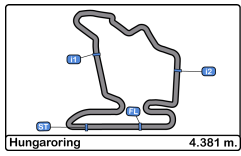
Francesco Simonazzi

Dallara F320 Spiess

BVM Racing

Lap	D	Time	Sector 1	Sector 2	Sector 3	T. Spd	Elapsed
1		14:38:09.775	14:37:01.883	38.395	29.497		14:38:09.775
2		1:51.107	42.467	39.420	29.220	179.7	14:40:00.882
3		1:48.957	41.896	37.619	29.442	171.1	14:41:49.839
4		1:43.344	38.313	36.901	28.130	175.3	14:43:33.183
5		1:40.805	37.285	35.602	27.918	220.8	14:45:13.988
6		2:05.798 P	40.728	40.850	44.220	219.9	14:47:19.786
7		2:22.414	1:19.741	35.355	27.318		14:49:42.200
8		1:36.819	36.108	34.068	26.643	219.0	14:51:19.019
9		1:36.335	35.905	33.809	26.621	220.8	14:52:55.354
10		1:41.430 P	35.973	34.409	31.048	222.2	14:54:36.784
11		6:00.384	4:57.234	35.710	27.440		15:00:37.168
12		1:36.020	36.004	33.647	26.369	219.0	15:02:13.188
13		1:43.226	35.651	38.739	28.836	219.9	15:03:56.414
14		1:35.918	35.667	33.629	26.622	220.8	15:05:32.332
15		1:39.700 P	35.783	33.858	30.059	222.6	15:07:12.032
16		5:35.973	4:34.113	35.075	26.785		15:12:48.005
17		1:35.740	35.707	33.660	26.373	219.5	15:14:23.745
18		1:35.491	35.630	33.504	26.357	222.2	15:15:59.236
19		1:50.764 P	35.674	33.721	41.369	222.6	15:17:50.000



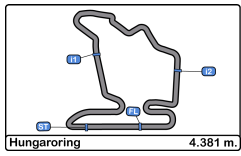


Hungaroring
Euroformula Open
Free Practice - 2
Best Sectors Results



Sector - 1			Sector - 2			Sector - 3			Ideal Lap vs Best Lap						
Clas	Nº	Driver	Time	Nº	Driver	Time	Nº	Driver	Time	Clas	Nº	Driver	Ideal Lap	Best Lap	Clas
1	84	Francesco Simonazzi	35.630	71	Brad Benavides	33.286	71	Brad Benavides	26.131	1	71	Brad Benavides	1:35.073	1:35.159	1
2	71	Brad Benavides	35.656	11	Levente Revesz	33.330	11	Levente Revesz	26.219	2	11	Levente Revesz	1:35.254	1:35.379	2
3	26	Jakob Bergmeister	35.677	84	Francesco Simonazzi	33.504	26	Jakob Bergmeister	26.292	3	84	Francesco Simonazzi	1:35.491	1:35.491	3
4	41	Fernando Barrichello	35.678	23	Michael Shin	33.617	84	Francesco Simonazzi	26.357	4	26	Jakob Bergmeister	1:35.708	1:35.708	4
5	11	Levente Revesz	35.705	26	Jakob Bergmeister	33.739	41	Fernando Barrichello	26.492	5	23	Michael Shin	1:36.120	1:36.487	6
6	23	Michael Shin	35.923	41	Fernando Barrichello	34.012	23	Michael Shin	26.580	6	41	Fernando Barrichello	1:36.182	1:36.193	5



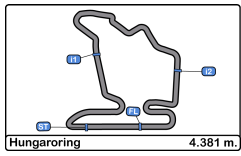


Hungaroring
Euroformula Open
Free Practice - 2
Best 5 Lap Times



Cls	N°	Driver	Nat	Cat	Cls	Team	Nat	Vehicle	Best 1		Best 2		Best 3		Best 4		Best 5	
									Time	Lap	Time	Lap	Time	Lap	Time	Lap	Time	Lap
1	71	Brad Benavides				Team Motopark		Dallara F320 Spiess	1:35.159	8	1:35.808	4	1:40.782	7	1:42.081	5	1:42.985	11
2	11	Levente Revesz				Team Motopark		Dallara F320 Spiess	1:35.379	15	1:36.351	11	1:36.626	5	1:36.750	9	1:36.750	10
3	84	Francesco				BVM Racing		Dallara F320 Spiess	1:35.491	18	1:35.740	17	1:35.918	14	1:36.020	12	1:36.335	9
4	26	Jakob Bergmeister				Team Motopark		Dallara F320 Spiess	1:35.708	16	1:37.072	12	1:37.727	6	1:37.749	5	1:37.812	8
5	41	Fernando Barrichello		R	1	Team Motopark		Dallara F320 Spiess	1:36.193	12	1:36.526	11	1:37.148	6	1:37.465	14	1:37.708	4
6	23	Michael Shin				Team Motopark		Dallara F320 Spiess	1:36.487	6	1:42.973	11	1:45.348	2	1:47.779	9	1:49.772	5





Hungaroring
Euroformula Open
Free Practice - 2
Best 5 Top Speeds



Clas	Nº	Driver	Nat	Cat	Cls	Team	Nat	Vehicle	Top 1		Top 2		Top 3		Top 4		Top 5		Avg	
									Km/h	Lap	Km/h	Lap	Km/h	Lap	Km/h	Lap	Km/h	Lap		
1	26	Jakob Bergmeister		DEU		Team Motopark		Dallara F320 Spiess	223.6	17	220.8	9	220.4	13	219.9	10	219.5	5	220.8	
2	84	Francesco Simonazzi		ITA		BVM Racing		Dallara F320 Spiess	222.6	15	222.6	19	222.2	10	222.2	18	220.8	5	222.1	
3	41	Fernando Barrichello		BRA	R	1	Team Motopark		Dallara F320 Spiess	221.7	16	221.3	7	220.8	13	220.8	15	220.4	12	221.0
4	71	Brad Benavides		USA		Team Motopark		Dallara F320 Spiess	221.7	9	221.3	5	220.8	4	220.8	11	219.9	8	220.9	
5	11	Levente Revesz		HUN		Team Motopark		Dallara F320 Spiess	220.8	11	220.4	7	220.4	12	219.9	5	219.9	6	220.3	
6	23	Michael Shin		KOR		Team Motopark		Dallara F320 Spiess	220.8	14	219.5	6	219.5	12	219.5	13	219.0	9	219.6	



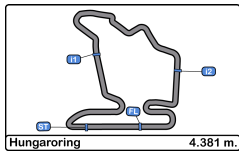


Hungaroring
Euroformula Open
Free Practice - 2
Fastest Laps Sequence



Lap	Time of Day	Session Time	Nº Driver	Nat	Cat	Team	Nat	Vehicle	Time	Km/h
2	14:39:27.187	4:27.187	11 Levente Revesz	HUN		Team Motopark	DEU	Dallara F320 Spiess	1:44.735	150.5
2	14:39:38.717	4:38.717	41 Fernando Barrichello	BRA	R	Team Motopark	DEU	Dallara F320 Spiess	1:43.797	151.9
3	14:41:17.390	6:17.390	41 Fernando Barrichello	BRA	R	Team Motopark	DEU	Dallara F320 Spiess	1:38.673	159.8
4	14:42:42.976	7:42.976	11 Levente Revesz	HUN		Team Motopark	DEU	Dallara F320 Spiess	1:37.514	161.7
5	14:44:19.602	9:19.602	11 Levente Revesz	HUN		Team Motopark	DEU	Dallara F320 Spiess	1:36.626	163.2
4	14:45:06.370	10:06.370	71 Brad Benavides	USA		Team Motopark	DEU	Dallara F320 Spiess	1:35.808	164.6
8	15:07:06.153	32:06.153	71 Brad Benavides	USA		Team Motopark	DEU	Dallara F320 Spiess	1:35.159	165.7



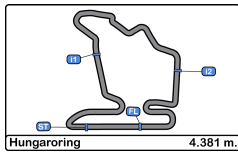


Hungaroring
Euroformula Open
Free Practice - 2
Event Best Maximum Speed



N°	Driver	Nat	Cat	Clas	Team	Nat	Vehicle	Km/h	Session
26	Jakob Bergmeister	DEU			Team Motopark	DEU	Dallara F320 Spiess	223.6	Free Practice - 2
84	Francesco Simonazzi	ITA			BVM Racing	ITA	Dallara F320 Spiess	222.6	Free Practice - 2
71	Brad Benavides	USA			Team Motopark	DEU	Dallara F320 Spiess	221.7	Free Practice - 2
41	Fernando Barrichello	BRA	R	1	Team Motopark	DEU	Dallara F320 Spiess	221.7	Free Practice - 2
11	Levente Revesz	HUN			Team Motopark	DEU	Dallara F320 Spiess	220.8	Free Practice - 2
23	Michael Shin	KOR			Team Motopark	DEU	Dallara F320 Spiess	220.8	Free Practice - 2





Hungaroring
Euroformula Open
Free Practice - 2
Pit Stop Analysis



11 Levente Revesz Dallara F320 Spiess

Team Motopark

N°	In Day Time	In Time	Out Time	Pit Time	T. Pit Time	Handicap	Diff.
1	14:55:44.250	14:55:44.250	15:03:40.255	7:56.005	7:56.005		

23 Michael Shin Dallara F320 Spiess

Team Motopark

N°	In Day Time	In Time	Out Time	Pit Time	T. Pit Time	Handicap	Diff.
1	14:52:16.050	14:52:16.050	15:07:21.733	15:05.683	15:05.683		

26 Jakob Bergmeister Dallara F320 Spiess

Team Motopark

N°	In Day Time	In Time	Out Time	Pit Time	T. Pit Time	Handicap	Diff.
1	14:38:02.936	14:38:02.936	14:40:23.893	2:20.957	2:20.957		
2	14:42:13.508	14:42:13.508	14:42:39.405	25.897	2:46.854		
3	15:00:54.084	15:00:54.084	15:05:26.609	4:32.525	7:19.379		

41 Fernando Barrichello Dallara F320 Spiess

Rookie Team Motopark

N°	In Day Time	In Time	Out Time	Pit Time	T. Pit Time	Handicap	Diff.
1	14:48:11.541	14:48:11.541	14:49:33.785	1:22.244	1:22.244		
2	14:51:36.579	14:51:36.579	15:03:45.037	12:08.458	13:30.702		

71 Brad Benavides Dallara F320 Spiess

Team Motopark

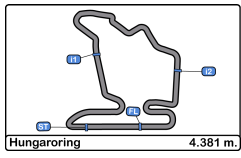
N°	In Day Time	In Time	Out Time	Pit Time	T. Pit Time	Handicap	Diff.
1	14:46:45.036	14:46:45.036	15:02:00.283	15:15.247	15:15.247		

84 Francesco Simonazzi Dallara F320 Spiess

BVM Racing

N°	In Day Time	In Time	Out Time	Pit Time	T. Pit Time	Handicap	Diff.
1	14:47:16.890	14:47:16.890	14:47:49.716	32.826	32.826		
2	14:54:34.189	14:54:34.189	14:58:56.070	4:21.881	4:54.707		
3	15:07:09.593	15:07:09.593	15:11:10.123	4:00.530	8:55.237		





Hungaroring

Euroformula Open

Free Practice - 2

Weather Report

