



Hungaroring
Euroformula Open
Qualifying
Provisional Results



Clas	Nº	Driver	Nat	Cat	Clas	Team	Nat	Vehicle	Laps	Best	Time	Gap	Interval	Km/h
1	23	Michael Shin				Team Motopark		Dallara F320 Spiess	9	8	1:48.302			145.6
2	71	Brad Benavides				Team Motopark		Dallara F320 Spiess	10	7	1:48.336	0.034	0.034	145.5
3	41	Fernando Barrichello		R	1	Team Motopark		Dallara F320 Spiess	11	8	1:49.405	1.103	1.069	144.1
4	84	Francesco Simonazzi				BVM Racing		Dallara F320 Spiess	10	9	1:50.409	2.107	1.004	142.8
5	11	Levente Revesz				Team Motopark		Dallara F320 Spiess	9	8	1:57.092	8.790	6.683	134.6
6	26	Jakob Bergmeister				Team Motopark		Dallara F320 Spiess	10	9	1:58.031	9.729	0.939	133.6

Published at:.....

Track Temp: **29.6 °C** Air Temp: **23.9 °C** Humidity: **82 %** Track Status: **WET**

Race Director:

Alessandro Ferrari

ACI DGA 392080

Timekeeper:

Luis Garcia

JOB-2654-ESP/M





Hungaroring
Euroformula Open
Qualifying
Track Limit



The Stewards, having received a report from Race Director, have considered the following matter and determine the following:

Session Qualifying

Fact The cars below did not use the track at the turns listed below

Infringement Breach of Appendix L Chapter IV Article 2 c) of the FIA International Sporting Code and Article 19.4/19.5 of the Sporting Regulations.

Decision Deletion of the lap times shown in accordance with Article 12.4.1.e of the FIA International Sporting Code.

Note

- Certain decisions of the Stewards are subject to appeal (Article 15 of the FIA International Sporting Code).
- These penalties are not subject to appeal Article.12.3.4 of the FIA International Sporting Code and Article 16.5 of the Sporting Regulations.
- According to Article.12.3.3.b of the FIA International Sporting Code these decisions become immediately binding even in case of an appeal.

Ord	Turn	N° Driver	Entrant/Team	Time of Day	Lap Time
1	4	11 Levente Revesz	Team Motopark	10:55:25.320	2:07.126
2	11	84 Francesco Simonazzi	BVM Racing	11:04:25.891	1:49.570
3	4	71 Brad Benavides	Team Motopark	11:07:41.217	1:48.911
4	5	41 Fernando Barrichello	Team Motopark	11:08:49.163	1:49.822

The Stewards:





Hungaroring
Euroformula Open
Qualifying
Provisional Results by Category



Rookie														
Clas	Nº	Driver	Nat	Cat	Clas	Team	Nat	Vehicle	Laps	Best	Time	Gap	Interval	Km/h
1	41	Fernando Barrichello		R	1	Team Motopark		Dallara F320 Spiess	11	8	1:49.405			144.1
Clas	Nº	Driver	Nat	Cat	Clas	Team	Nat	Vehicle	Laps	Best	Time	Gap	Interval	Km/h
1	23	Michael Shin				Team Motopark		Dallara F320 Spiess	9	8	1:48.302			145.6
2	71	Brad Benavides				Team Motopark		Dallara F320 Spiess	10	7	1:48.336	0.034	0.034	145.5
3	84	Francesco Simonazzi				BVM Racing		Dallara F320 Spiess	10	9	1:50.409	2.107	2.073	142.8
4	11	Levente Revesz				Team Motopark		Dallara F320 Spiess	9	8	1:57.092	8.790	6.683	134.6
5	26	Jakob Bergmeister				Team Motopark		Dallara F320 Spiess	10	9	1:58.031	9.729	0.939	133.6

Published at:.....

Track Temp: **29.6 °C** Air Temp: **23.9 °C** Humidity: **82 %** Track Status: **WET**

Race Director:

Alessandro Ferrari

ACI DGA 392080

Timekeeper:

Luis Garcia

JOB-2654-ESP/M





Hungaroring
Euroformula Open
Qualifying
Lap Analysis



11 Levente Revesz Dallara F320 Spiess **71** Brad Benavides Dallara F320 Spiess

Team Motopark

Team Motopark

Lap	D	Time	Sector 1	Sector 2	Sector 3	T. Spd	Elapsed	Lap	D	Time	Sector 1	Sector 2	Sector 3	T. Spd	Elapsed
1		10:49:17.956	10:47:58.302	45.834	33.820		10:49:17.956	1		10:49:12.800	10:47:54.904	44.604	33.292		10:49:12.800
2		1:59.523	42.154	44.264	33.105	194.9	10:51:17.479	2		1:56.335	40.898	42.955	32.482	206.8	10:51:09.135
3		2:00.715	40.818	44.133	35.764	206.5	10:53:18.194	3		1:58.090	41.767	44.182	32.141	208.4	10:53:07.225
4		2:07.426 P	41.580	44.602	40.944	208.0	10:55:25.320	4		1:53.014	39.940	41.700	31.374	209.3	10:55:00.239
5		5:47.270	4:29.510	44.963	32.797		11:01:12.590	5		1:58.148 P	40.854	41.914	35.380	209.3	10:56:58.387
6		1:57.305	40.156	42.463	34.686	207.2	11:03:09.895	6		5:10.894	4:00.113	40.618	30.163		11:02:09.281
7		1:57.119	40.825	43.594	32.700	205.7	11:05:07.014	7		1:48.336	39.502	38.931	29.903	208.0	11:03:57.617
8		1:57.092	41.795	42.354	32.943	198.5	11:07:04.106	8		1:54.689	41.861	40.842	31.986	208.4	11:05:52.306
9		2:07.038 P	43.704	44.437	38.897	203.0	11:09:11.144	9		1:48.944	39.642	38.925	30.344	207.6	11:07:41.217
10		2:10.866 P						10		2:10.866 P	41.927	40.298	48.641	208.0	11:09:52.083

23 Michael Shin Dallara F320 Spiess **84** Francesco Simonazzi Dallara F320 Spiess

Team Motopark

BVM Racing

Lap	D	Time	Sector 1	Sector 2	Sector 3	T. Spd	Elapsed	Lap	D	Time	Sector 1	Sector 2	Sector 3	T. Spd	Elapsed
1		10:49:34.281	10:48:14.933	45.879	33.469		10:49:34.281	1		10:49:27.166	10:48:09.849	44.441	32.876		10:49:27.166
2		1:59.216	41.124	43.478	34.614	204.1	10:51:33.497	2		1:55.078	40.642	42.586	31.850	207.6	10:51:22.244
3		1:56.966	40.768	43.423	32.775	207.2	10:53:30.463	3		1:54.207	40.374	42.260	31.573	208.4	10:53:16.451
4		2:00.119 P	40.303	42.482	37.334	207.2	10:55:30.582	4		1:54.720	41.683	41.487	31.550	209.7	10:55:11.171
5		5:30.471	4:17.328	41.942	31.201		11:01:01.053	5		1:52.526	40.072	40.964	31.490	206.8	10:57:03.697
6		1:49.320	39.776	39.503	30.041	208.0	11:02:50.373	6		1:57.642 P	40.137	41.841	35.664	206.5	10:59:01.339
7		1:59.694	45.324	43.924	30.446	198.5	11:04:50.067	7		3:34.982	2:23.629	40.998	30.355		11:02:36.321
8		1:48.302	39.424	38.898	29.980	207.6	11:06:38.369	8		1:49.579	39.692	39.038	30.840	207.2	11:04:25.891
9		2:17.704 P	44.835	47.223	45.646	208.0	11:08:56.073	9		1:50.409	39.755	39.599	31.055	206.8	11:06:16.300
10								10		1:59.512 P	40.173	39.835	39.504	206.8	11:08:15.812

26 Jakob Bergmeister Dallara F320 Spiess

Team Motopark

Lap	D	Time	Sector 1	Sector 2	Sector 3	T. Spd	Elapsed
1		10:52:00.801	10:50:39.198	47.200	34.403		10:52:00.801
2		2:04.131	43.745	46.285	34.101	198.1	10:54:04.932
3		2:01.557	42.688	44.982	33.887	202.2	10:56:06.489
4		2:04.099	41.540	44.575	37.984	205.3	10:58:10.588
5		2:02.705	41.291	42.833	38.581	201.8	11:00:13.293
6		2:00.396	40.769	41.562	38.065	201.4	11:02:13.689
7		2:00.674	40.763	42.042	37.869	203.0	11:04:14.363
8		1:58.451	40.768	41.945	35.738	204.1	11:06:12.814
9		1:58.031	40.519	44.437	33.075	200.7	11:08:10.845
10		2:02.901 P	44.319	39.724	38.858	204.5	11:10:13.746

41 Fernando Barrichello Dallara F320 Spiess
Rookie

Team Motopark

Lap	D	Time	Sector 1	Sector 2	Sector 3	T. Spd	Elapsed
1		10:49:37.030	10:48:09.131	49.807	38.092		10:49:37.030
2		2:01.069	42.762	45.494	32.813	200.7	10:51:38.099
3		1:58.395	41.464	44.302	32.629	207.6	10:53:36.494
4		1:56.161	40.824	43.438	31.899	207.6	10:55:32.655
5		1:54.619	40.866	42.336	31.417	207.6	10:57:27.274
6		2:00.421 P	40.688	42.258	37.475	208.4	10:59:27.695
7		3:45.021	2:27.786	44.144	33.091		11:03:12.716
8		1:49.405	39.642	39.834	29.929	208.4	11:05:02.121
9		1:57.220	42.350	43.741	31.129	207.6	11:06:59.341
10		1:49.822	39.379	39.921	30.522	208.0	11:08:49.163
11		2:15.855 P	45.103	46.345	44.407	207.6	11:11:05.018





Hungaroring
Euroformula Open
Qualifying
Best Sectors Results



Sector - 1			Sector - 2			Sector - 3			Ideal Lap vs Best Lap						
Clas	Nº	Driver	Time	Nº	Driver	Time	Nº	Driver	Time	Clas	Nº	Driver	Ideal Lap	Best Lap	Clas
1	41	Fernando Barrichello	39.379	23	Michael Shin	38.898	71	Brad Benavides	29.903	1	23	Michael Shin	1:48.302	1:48.302	1
2	23	Michael Shin	39.424	71	Brad Benavides	38.925	41	Fernando Barrichello	29.929	2	71	Brad Benavides	1:48.330	1:48.336	2
3	71	Brad Benavides	39.502	84	Francesco Simonazzi	39.038	23	Michael Shin	29.980	3	84	Francesco Simonazzi	1:49.085	1:50.409	4
4	84	Francesco Simonazzi	39.692	26	Jakob Bergmeister	39.724	84	Francesco Simonazzi	30.355	4	41	Fernando Barrichello	1:49.142	1:49.405	3
5	11	Levente Revesz	40.156	41	Fernando Barrichello	39.834	11	Levente Revesz	32.700	5	26	Jakob Bergmeister	1:53.318	1:58.031	6
6	26	Jakob Bergmeister	40.519	11	Levente Revesz	42.354	26	Jakob Bergmeister	33.075	6	11	Levente Revesz	1:55.210	1:57.092	5





Hungaroring
Euroformula Open
Qualifying
Best 5 Lap Times



Cls	N°	Driver	Nat	Cat	Cls	Team	Nat	Vehicle	Best 1		Best 2		Best 3		Best 4		Best 5	
									Time	Lap	Time	Lap	Time	Lap	Time	Lap	Time	Lap
1	23	Michael Shin				Team Motopark		Dallara F320 Spiess	1:48.302	8	1:49.320	6	1:56.966	3	1:59.216	2	1:59.694	7
2	71	Brad Benavides				Team Motopark		Dallara F320 Spiess	1:48.336	7	1:53.014	4	1:54.689	8	1:58.090	3	1:58.148	5
3	41	Fernando Barrichello		R	1	Team Motopark		Dallara F320 Spiess	1:49.405	8	1:54.619	5	1:56.161	4	1:57.220	9	1:58.395	3
4	84	Francesco				BVM Racing		Dallara F320 Spiess	1:50.409	9	1:52.526	5	1:54.207	3	1:54.720	4	1:55.078	2
5	11	Levente Revesz				Team Motopark		Dallara F320 Spiess	1:57.092	8	1:57.119	7	1:57.305	6	1:59.523	2	2:00.715	3
6	26	Jakob Bergmeister				Team Motopark		Dallara F320 Spiess	1:58.031	9	1:58.451	8	2:00.396	6	2:00.674	7	2:01.557	3





Hungaroring
Euroformula Open
Qualifying
Best 5 Top Speeds



Clas	Nº	Driver	Nat	Cat	Cls	Team	Nat	Vehicle	Top 1		Top 2		Top 3		Top 4		Top 5		Avg		
									Km/h	Lap	Km/h	Lap	Km/h	Lap	Km/h	Lap	Km/h	Lap			
1	84	Francesco Simonazzi		ITA		BVM Racing		ITA	Dallara F320 Spiess	209.7	4	208.4	3	207.6	2	207.2	8	206.8	5	208.0	
2	71	Brad Benavides		USA		Team Motopark		DEU	Dallara F320 Spiess	209.3	4	209.3	5	208.4	3	208.4	8	208.0	7	208.7	
3	41	Fernando Barrichello		BRA	R	1	Team Motopark		DEU	Dallara F320 Spiess	208.4	6	208.4	8	208.0	10	207.6	3	207.6	4	208.0
4	11	Levente Revesz		HUN		Team Motopark		DEU	Dallara F320 Spiess	208.0	4	207.2	6	206.5	3	205.7	7	203.0	9	206.1	
5	23	Michael Shin		KOR		Team Motopark		DEU	Dallara F320 Spiess	208.0	6	208.0	9	207.6	8	207.2	3	207.2	4	207.6	
6	26	Jakob Bergmeister		DEU		Team Motopark		DEU	Dallara F320 Spiess	205.3	4	204.5	10	204.1	8	203.0	7	202.2	3	203.8	





Hungaroring
Euroformula Open
Qualifying
Fastest Laps Sequence



Lap	Time of Day	Session Time	Nº Driver	Nat	Cat	Team	Nat	Vehicle	Time	Km/h
2	10:51:17.479	6:17.479	11 Levente Revesz		HUN	Team Motopark		DEU Dallara F320 Spiess	1:59.523	131.9
2	10:51:22.244	6:22.244	84 Francesco Simonazzi		ITA	BVM Racing		ITA Dallara F320 Spiess	1:55.078	137.0
3	10:53:16.451	8:16.451	84 Francesco Simonazzi		ITA	BVM Racing		ITA Dallara F320 Spiess	1:54.207	138.0
4	10:55:00.239	10:00.239	71 Brad Benavides		USA	Team Motopark		DEU Dallara F320 Spiess	1:53.014	139.5
5	10:57:03.697	12:03.697	84 Francesco Simonazzi		ITA	BVM Racing		ITA Dallara F320 Spiess	1:52.526	140.1
6	11:02:50.373	17:50.373	23 Michael Shin		KOR	Team Motopark		DEU Dallara F320 Spiess	1:49.320	144.2
7	11:03:57.617	18:57.617	71 Brad Benavides		USA	Team Motopark		DEU Dallara F320 Spiess	1:48.336	145.5
8	11:06:38.369	21:38.369	23 Michael Shin		KOR	Team Motopark		DEU Dallara F320 Spiess	1:48.302	145.6





Hungaroring
Euroformula Open
Qualifying
Event Best Maximum Speed



N°	Driver	Nat	Cat	Clas	Team	Nat	Vehicle	Km/h	Session
26	Jakob Bergmeister	DEU			Team Motopark	DEU	Dallara F320 Spiess	223.6	Free Practice - 2
84	Francesco Simonazzi	ITA			BVM Racing	ITA	Dallara F320 Spiess	222.6	Free Practice - 2
71	Brad Benavides	USA			Team Motopark	DEU	Dallara F320 Spiess	221.7	Free Practice - 2
41	Fernando Barrichello	BRA	R	1	Team Motopark	DEU	Dallara F320 Spiess	221.7	Free Practice - 2
11	Levente Revesz	HUN			Team Motopark	DEU	Dallara F320 Spiess	220.8	Free Practice - 2
23	Michael Shin	KOR			Team Motopark	DEU	Dallara F320 Spiess	220.8	Free Practice - 2





Hungaroring
Euroformula Open
Qualifying
Pit Stop Analysis



11 Levente Revesz Dallara F320 Spiess

Team Motopark

N°	In Day Time	In Time	Out Time	Pit Time	T. Pit Time	Handicap	Diff.
1	10:55:22.602	10:55:22.602	10:59:14.449	3:51.847	3:51.847		

23 Michael Shin Dallara F320 Spiess

Team Motopark

N°	In Day Time	In Time	Out Time	Pit Time	T. Pit Time	Handicap	Diff.
1	10:55:27.313	10:55:27.313	10:59:07.913	3:40.600	3:40.600		

41 Fernando Barrichello Dallara F320 Spiess

Rookie

Team Motopark

N°	In Day Time	In Time	Out Time	Pit Time	T. Pit Time	Handicap	Diff.
1	10:59:25.031	10:59:25.031	11:01:11.504	1:46.473	1:46.473		

71 Brad Benavides Dallara F320 Spiess

Team Motopark

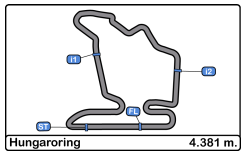
N°	In Day Time	In Time	Out Time	Pit Time	T. Pit Time	Handicap	Diff.
1	10:56:55.651	10:56:55.651	11:00:18.775	3:23.124	3:23.124		

84 Francesco Simonazzi Dallara F320 Spiess

BVM Racing

N°	In Day Time	In Time	Out Time	Pit Time	T. Pit Time	Handicap	Diff.
1	10:58:58.720	10:58:58.720	11:00:46.013	1:47.293	1:47.293		

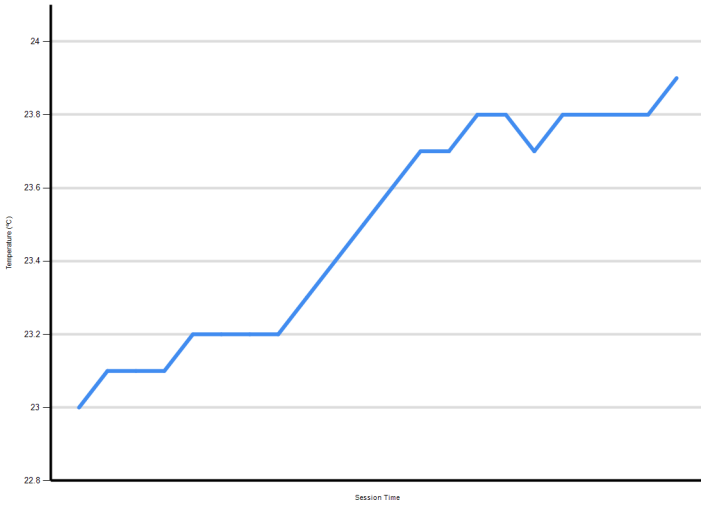




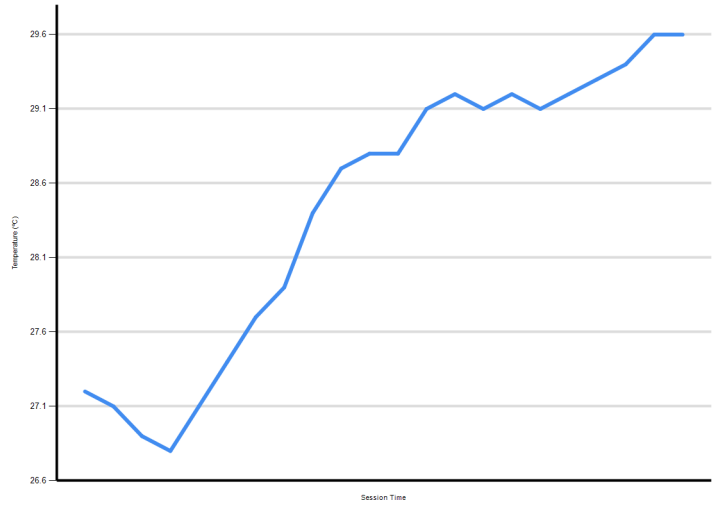
Hungaroring Euroformula Open Qualifying Weather Report



Air Temperature



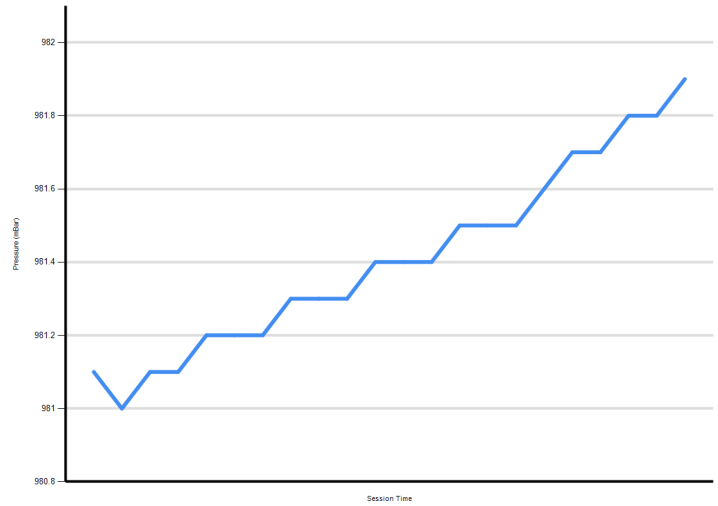
Track Temperature



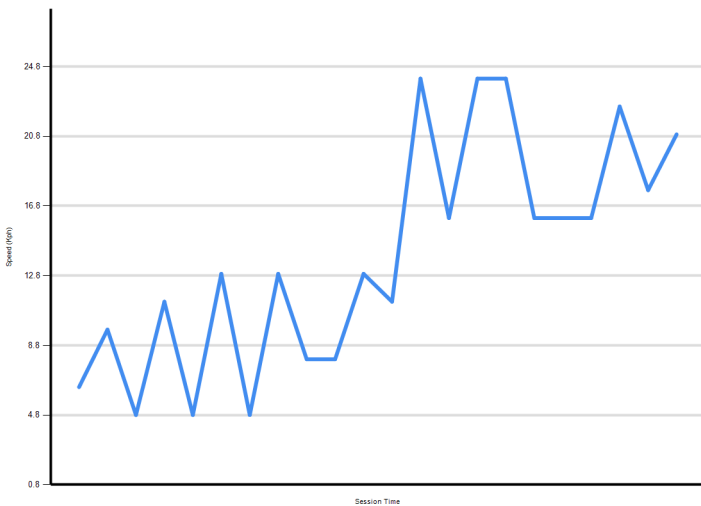
Humidity



Pressure



Wind Speed



Wind direction

