

Hungaroring
Euroformula Open
Race - 1
Provisional Results



Clas	Nº	Driver	Nat	Cat	Clas	Team	Nat	Vehicle	Laps	Total Time	Gap	Interval	Km/h	Best	Time	Km/h
1	71	Brad Benavides		USA		Team Motopark		Dallara F320 Spiess	17	27:47.062			160.8	12	1:37.246	162.1
2	23	Michael Shin		KOR		Team Motopark		Dallara F320 Spiess	17	27:53.443	6.381	6.381	160.2	9	1:37.529	161.7
3	11	Levente Revesz		HUN		Team Motopark		Dallara F320 Spiess	17	27:56.002	8.940	2.559	159.9	12	1:37.705	161.4
4	41	Fernando Barrichello		BRA	R 1	Team Motopark		Dallara F320 Spiess	17	28:06.214	19.152	10.212	159.0	12	1:37.884	161.1
5	26	Jakob Bergmeister		DEU		Team Motopark		Dallara F320 Spiess	17	28:06.612	19.550	0.398	158.9	12	1:37.636	161.5
6	84	Francesco Simonazzi		ITA		BVM Racing		Dallara F320 Spiess	16	29:22.054	1 Lap	1 Lap	143.2	14	1:37.289	162.1

Fastest lap Brad Benavides in 1:37.246 at 162.1 Km/h in lap 12

Published at:.....

Track Temp: **37.2 °C** Air Temp: **25.2 °C** Humidity: **62 %** Track Status: **WET**

Race Director:

Alessandro Ferrari

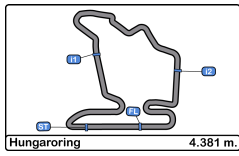
ACI DGA 392080

Timekeeper:

Luis Garcia

JOB-2654-ESP/M





Hungaroring
Euroformula Open
Race - 1
Provisional Results by Category



Rookie																
Clas	Nº	Driver	Nat	Cat	Clas	Team	Nat	Vehicle	Laps	Total Time	Gap	Interval	Km/h	Best	Time	Km/h
1	41	Fernando Barrichello		R	1	Team Motopark		Dallara F320 Spiess	17	28:06.214			159.0	12	1:37.884	161.1
1	71	Brad Benavides				Team Motopark		Dallara F320 Spiess	17	27:47.062			160.8	12	1:37.246	162.1
2	23	Michael Shin				Team Motopark		Dallara F320 Spiess	17	27:53.443	6.381	6.381	160.2	9	1:37.529	161.7
3	11	Levente Revesz				Team Motopark		Dallara F320 Spiess	17	27:56.002	8.940	2.559	159.9	12	1:37.705	161.4
4	26	Jakob Bergmeister				Team Motopark		Dallara F320 Spiess	17	28:06.612	19.550	10.610	158.9	12	1:37.636	161.5
5	84	Francesco Simonazzi				BVM Racing		Dallara F320 Spiess	16	29:22.054	1 Lap	1 Lap	143.2	14	1:37.289	162.1

Fastest lap Brad Benavides in 1:37.246 at 162.1 Km/h in lap 12

Published at:.....

Track Temp: 37.2 °C Air Temp: 25.2 °C Humidity: 62 % Track Status: WET

Race Director:

Alessandro Ferrari

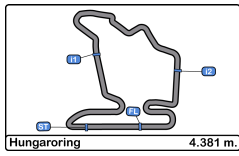
ACI DGA 392080

Timekeeper:

Luis Garcia

JOB-2654-ESP/M





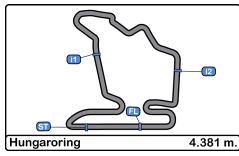
Hungaroring
Euroformula Open
Race - 1



Provisional Classification by Driver Fastest Lap

Cl	N°	Entrant/Team	Nat	Vehicle	Driver	Nat	Cat	Cl	Laps	Best	Time	Gap	Interval	Km/h
1	71	Team Motopark	DEU	Dallara F320 Spiess	Brad Benavides	USA			17	12	1:37.246			162.1
2	84	BVM Racing	ITA	Dallara F320 Spiess	Francesco Simonazzi	ITA			16	14	1:37.289	0.043	0.043	162.1
3	23	Team Motopark	DEU	Dallara F320 Spiess	Michael Shin	KOR			17	9	1:37.529	0.283	0.240	161.7
4	26	Team Motopark	DEU	Dallara F320 Spiess	Jakob Bergmeister	DEU			17	12	1:37.636	0.390	0.107	161.5
5	11	Team Motopark	DEU	Dallara F320 Spiess	Levente Revesz	HUN			17	12	1:37.705	0.459	0.069	161.4
6	41	Team Motopark	DEU	Dallara F320 Spiess	Fernando Barrichello	BRA	R	1	17	12	1:37.884	0.638	0.179	161.1





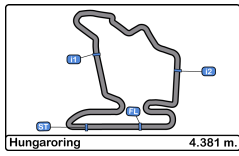
Hungaroring
Euroformula Open
Race - 1



Distance and Speed Average

Clas	Nº	Driver	Nat	Cat	Clas	Team	Nat	Vehicle	Laps	Distance	Total Time	Km/h
1	71	Brad Benavides	USA			Team Motopark	DEU	Dallara F320 Spiess	17	74.47	27:47.062	160.8
2	23	Michael Shin	KOR			Team Motopark	DEU	Dallara F320 Spiess	17	74.47	27:53.443	160.2
3	11	Levente Revesz	HUN			Team Motopark	DEU	Dallara F320 Spiess	17	74.47	27:56.002	159.9
4	41	Fernando Barrichello	BRA	R	1	Team Motopark	DEU	Dallara F320 Spiess	17	74.47	28:06.214	159.0
5	26	Jakob Bergmeister	DEU			Team Motopark	DEU	Dallara F320 Spiess	17	74.47	28:06.612	158.9
6	84	Francesco Simonazzi	ITA			BVM Racing	ITA	Dallara F320 Spiess	16	70.09	29:22.054	143.2





Hungaroring
Euroformula Open
Race - 1
Lap Analysis



11

Levente Revesz

Dallara F320 Spiess **26**

Jakob Bergmeister

Dallara F320 Spiess

Team Motopark

Team Motopark

Lap	D	Time	Sector 1	Sector 2	Sector 3	T. Spd	Elapsed	Lap	D	Time	Sector 1	Sector 2	Sector 3	T. Spd	Elapsed
1		1:45.262	41.732	36.188	27.342	184.3	1:45.262	1		1:46.123	42.263	36.313	27.547	188.1	1:46.123
2		1:38.925	36.405	34.773	27.747	217.7	3:24.187	2		1:38.645	36.494	34.955	27.196	215.5	3:24.768
3		1:39.351	37.026	35.063	27.262	216.8	5:03.538	3		1:39.706	36.657	35.386	27.663	217.7	5:04.474
4		1:37.878	36.495	34.383	27.000	215.1	6:41.416	4		1:38.119	36.343	34.717	27.059	222.2	6:42.593
5		1:38.139	36.448	34.617	27.074	216.0	8:19.555	5		1:38.156	36.323	34.747	27.086	216.4	8:20.749
6		1:37.831	36.389	34.384	27.058	216.0	9:57.386	6		1:38.344	36.257	34.881	27.206	216.4	9:59.093
7		1:37.908	36.304	34.474	27.130	215.1	11:35.294	7		1:38.339	36.351	34.747	27.241	215.1	11:37.432
8		1:37.890	36.287	34.446	27.157	216.4	13:13.184	8		1:39.433	36.812	35.529	27.092	215.5	13:16.865
9		1:38.024	36.304	34.494	27.226	216.8	14:51.208	9		1:37.976	36.258	34.587	27.131	216.4	14:54.841
10		1:38.045	36.405	34.468	27.172	216.8	16:29.253	10		1:39.197	37.122	34.930	27.145	215.5	16:34.038
11		1:38.000	36.296	34.555	27.149	216.8	18:07.253	11		1:37.971	36.218	34.796	26.957	216.0	18:12.009
12		1:37.705	36.274	34.427	27.004	216.0	19:44.958	12		1:37.636	36.185	34.467	26.984	215.5	19:49.645
13		1:37.968	36.246	34.508	27.214	216.8	21:22.926	13		1:38.088	36.169	34.709	27.210	216.0	21:27.733
14		1:37.991	36.338	34.577	27.076	216.4	23:00.917	14		1:38.139	36.362	34.724	27.053	215.5	23:05.872
15		1:37.797	36.176	34.597	27.024	216.8	24:38.714	15		1:38.073	36.365	34.659	27.049	215.1	24:43.945
16		1:38.527	36.333	34.904	27.290	216.4	26:17.241	16		1:39.199	36.332	35.309	27.558	215.1	26:23.144
17		1:38.761	36.537	34.955	27.269	216.4	27:56.002	17		1:43.468	37.953	37.121	28.394	215.1	28:06.612

23

Michael Shin

Dallara F320 Spiess **41**

Fernando Barrichello

Dallara F320 Spiess

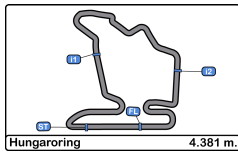
Team Motopark

Rookie

Team Motopark

Lap	D	Time	Sector 1	Sector 2	Sector 3	T. Spd	Elapsed	Lap	D	Time	Sector 1	Sector 2	Sector 3	T. Spd	Elapsed
1		1:43.934	41.450	35.174	27.310	178.5	1:43.934	1		1:44.854	41.631	35.992	27.231	183.3	1:44.854
2		1:38.574	36.626	34.679	27.269	216.0	3:22.508	2		1:39.204	36.338	35.044	27.822	216.4	3:24.058
3		1:38.043	36.397	34.562	27.084	215.5	5:00.551	3		1:40.233	37.015	35.059	28.159	215.5	5:04.291
4		1:37.814	36.331	34.368	27.115	215.1	6:38.365	4		1:40.095	37.164	35.534	27.397	217.7	6:44.386
5		1:37.991	36.306	34.472	27.213	215.1	8:16.356	5		1:38.372	36.331	34.892	27.149	216.8	8:22.758
6		1:38.591	36.302	34.955	27.334	215.1	9:54.947	6		1:39.226	36.740	35.229	27.257	216.8	10:01.984
7		1:38.031	36.299	34.428	27.304	214.7	11:32.978	7		1:38.520	36.208	35.048	27.264	215.1	11:40.504
8		1:37.688	36.194	34.367	27.127	216.0	13:10.666	8		1:38.541	36.320	34.931	27.290	216.4	13:19.045
9		1:37.529	36.137	34.241	27.151	216.0	14:48.195	9		1:38.222	36.235	34.736	27.251	217.3	14:57.267
10		1:37.737	36.190	34.326	27.221	216.4	16:25.932	10		1:39.405	36.337	35.428	27.640	217.3	16:36.672
11		1:37.999	36.187	34.435	27.377	216.4	18:03.931	11		1:39.291	36.112	36.036	27.143	217.3	18:15.963
12		1:38.281	36.295	34.720	27.266	215.1	19:42.212	12		1:37.884	36.218	34.558	27.108	216.4	19:53.847
13		1:38.138	36.258	34.681	27.199	216.4	21:20.350	13		1:38.127	36.030	34.860	27.237	216.4	21:31.974
14		1:38.049	36.318	34.457	27.274	215.5	22:58.399	14		1:38.686	36.422	35.001	27.263	216.4	23:10.660
15		1:38.012	36.237	34.458	27.317	216.0	24:36.411	15		1:38.248	36.257	34.740	27.251	216.4	24:48.908
16		1:38.305	36.291	34.585	27.429	215.1	26:14.716	16		1:38.305	36.090	34.893	27.322	216.0	26:27.213
17		1:38.727	36.417	34.914	27.396	215.1	27:53.443	17		1:39.001	36.248	35.121	27.632	216.0	28:06.214





Hungaroring
Euroformula Open
Race - 1
Lap Analysis



71

Brad Benavides

Dallara F320 Spiess

Team Motopark

Lap	D	Time	Sector 1	Sector 2	Sector 3	T. Spd	Elapsed
1		1:42.664	41.212	34.419	27.033	179.7	1:42.664
2		1:37.469	36.469	34.080	26.920	214.2	3:20.133
3		1:37.511	36.430	34.109	26.972	215.5	4:57.644
4		1:37.356	36.250	34.243	26.863	215.5	6:35.000
5		1:37.852	36.302	34.465	27.085	215.1	8:12.852
6		1:37.695	36.291	34.406	26.998	215.1	9:50.547
7		1:37.828	36.247	34.501	27.080	214.2	11:28.375
8		1:37.487	36.323	34.214	26.950	215.5	13:05.862
9		1:37.314	36.120	34.230	26.964	216.0	14:43.176
10		1:37.372	36.134	34.228	27.010	216.4	16:20.548
11		1:37.347	36.205	34.216	26.926	216.0	17:57.895
12		1:37.246	36.141	34.126	26.979	216.4	19:35.141
13		1:38.089	36.203	34.799	27.087	216.4	21:13.230
14		1:37.689	36.289	34.401	26.999	215.5	22:50.919
15		1:38.269	36.241	34.585	27.443	216.4	24:29.188
16		1:39.538	37.168	35.198	27.172	216.4	26:08.726
17		1:38.336	36.270	34.846	27.220	216.0	27:47.062

84

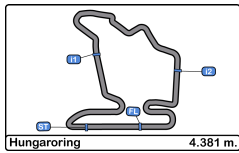
Francesco Simonazzi

Dallara F320 Spiess

BVM Racing

Lap	D	Time	Sector 1	Sector 2	Sector 3	T. Spd	Elapsed
1		1:46.755	41.937	36.539	28.279	183.3	1:46.755
2		1:38.614	36.447	34.906	27.261	217.3	3:25.369
3		1:39.479	36.420	35.443	27.616	218.6	5:04.848
4		1:38.255	36.323	34.790	27.142	220.4	6:43.103
5		1:38.192	36.213	34.731	27.248	219.9	8:21.295
6		1:38.306	36.251	34.800	27.255	219.0	9:59.601
7		1:38.239	36.207	34.807	27.225	219.0	11:37.840
8		1:39.530	36.522	35.670	27.338	220.8	13:17.370
9		1:37.857	36.159	34.615	27.083	219.9	14:55.227
10		1:46.288 P	37.187	36.281	32.820	220.8	16:41.515
11		4:32.752	3:29.020	36.586	27.146		21:14.267
12		1:37.422	36.368	34.189	26.865	216.4	22:51.689
13		1:37.841	36.175	34.201	27.465	218.1	24:29.530
14		1:37.289	36.456	33.967	26.866	219.9	26:06.819
15		1:37.694	36.139	34.594	26.961	215.1	27:44.513
16		1:37.541	36.230	34.259	27.052	215.5	29:22.054





Hungaroring
Euroformula Open
Race - 1
Analysis by Lap

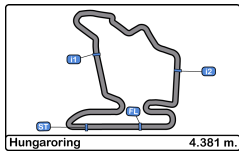


Num	Lap Time	Gap
Lap 1		
71	1:42.664	
23	1:43.934	01.270
41	1:44.854	02.190
11	1:45.262	02.598
26	1:46.123	03.459
84	1:46.755	04.091
Num Lap Time Gap		
Lap 2		
71	1:37.469	
23	1:38.574	02.375
41	1:39.204	03.925
11	1:38.925	04.054
26	1:38.645	04.635
84	1:38.614	05.236
Num Lap Time Gap		
Lap 3		
71	1:37.511	
23	1:38.043	02.907
11	1:39.351	05.894
41	1:40.233	06.647
26	1:39.706	06.830
84	1:39.479	07.204
Num Lap Time Gap		
Lap 4		
71	1:37.356	
23	1:37.814	03.365
11	1:37.878	06.416
26	1:38.119	07.593
84	1:38.255	08.103
41	1:40.095	09.386
Num Lap Time Gap		
Lap 5		
71	1:37.852	
23	1:37.991	03.504
11	1:38.139	06.703
26	1:38.156	07.897
84	1:38.192	08.443
41	1:38.372	09.906
Num Lap Time Gap		
Lap 6		
71	1:37.695	
23	1:38.591	04.400
11	1:37.831	06.839
26	1:38.344	08.546
84	1:38.306	09.054
41	1:39.226	11.437
Num Lap Time Gap		
Lap 7		
71	1:37.828	
23	1:38.031	04.603
11	1:37.908	06.919
26	1:38.339	09.057
84	1:38.239	09.465
41	1:38.520	12.129

Num	Lap Time	Gap
Lap 8		
71	1:37.487	
23	1:37.688	04.804
11	1:37.890	07.322
26	1:39.433	11.003
84	1:39.530	11.508
41	1:38.541	13.183
Num Lap Time Gap		
Lap 9		
71	1:37.314	
23	1:37.529	05.019
11	1:38.024	08.032
26	1:37.976	11.665
84	1:37.857	12.051
41	1:38.222	14.091
Num Lap Time Gap		
Lap 10		
71	1:37.372	
23	1:37.737	05.384
11	1:38.045	08.705
26	1:39.197	13.490
41	1:39.405	16.124
84	1:46.288	20.967
Num Lap Time Gap		
Lap 11		
71	1:37.347	
23	1:37.999	06.036
11	1:38.000	09.358
26	1:37.971	14.114
41	1:39.291	18.068
Num Lap Time Gap		
Lap 12		
71	1:37.246	
23	1:38.281	07.071
11	1:37.705	09.817
26	1:37.636	14.504
41	1:37.884	18.706
Num Lap Time Gap		
Lap 13		
71	1:38.089	
84	4:32.752	2 Laps
23	1:38.138	07.120
11	1:37.968	09.696
26	1:38.088	14.503
41	1:38.127	18.744
Num Lap Time Gap		
Lap 14		
71	1:37.689	
84	1:37.422	2 Laps
23	1:38.049	07.480
11	1:37.991	09.998
26	1:38.139	14.953
41	1:38.686	19.741

Num	Lap Time	Gap
Lap 15		
71	1:38.269	
84	1:37.841	2 Laps
23	1:38.012	07.223
11	1:37.797	09.526
26	1:38.073	14.757
41	1:38.248	19.720
84	1:37.289	1 Lap
Num Lap Time Gap		
Lap 16		
71	1:39.538	
23	1:38.305	05.990
11	1:38.527	08.515
26	1:39.199	14.418
41	1:38.305	18.487
84	1:37.694	1 Lap
Num Lap Time Gap		
Lap 17		
71	1:38.336	
23	1:38.727	06.381
11	1:38.761	08.940
41	1:39.001	19.152
26	1:43.468	19.550
84	1:37.541	1 Lap



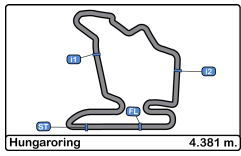


Hungaroring
Euroformula Open
Race - 1
Best Sectors Results



Sector - 1			Sector - 2			Sector - 3			Ideal Lap vs Best Lap						
Clas	Nº	Driver	Time	Nº	Driver	Time	Nº	Driver	Time	Clas	Nº	Driver	Ideal Lap	Best Lap	Clas
1	41	Fernando Barrichello	36.030	84	Francesco Simonazzi	33.967	71	Brad Benavides	26.863	1	84	Francesco Simonazzi	1:36.971	1:37.289	2
2	71	Brad Benavides	36.120	71	Brad Benavides	34.080	84	Francesco Simonazzi	26.865	2	71	Brad Benavides	1:37.063	1:37.246	1
3	23	Michael Shin	36.137	23	Michael Shin	34.241	26	Jakob Bergmeister	26.957	3	23	Michael Shin	1:37.462	1:37.529	3
4	84	Francesco Simonazzi	36.139	11	Levente Revesz	34.383	11	Levente Revesz	27.000	4	11	Levente Revesz	1:37.559	1:37.705	5
5	26	Jakob Bergmeister	36.169	26	Jakob Bergmeister	34.467	23	Michael Shin	27.084	5	26	Jakob Bergmeister	1:37.593	1:37.636	4
6	11	Levente Revesz	36.176	41	Fernando Barrichello	34.558	41	Fernando Barrichello	27.108	6	41	Fernando Barrichello	1:37.696	1:37.884	6



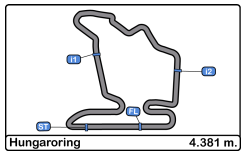


Hungaroring
Euroformula Open
Race - 1
Leader Sequence



N°	Driver	Nat	Cat	Clas	Team	Nat	Vehicle	Start Lap	End Lap	Laps	Total Laps
71	Brad Benavides	USA			Team Motopark	GER	Dallara F320 Spiess	1	17	17	17



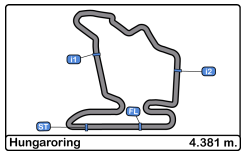


Hungaroring
Euroformula Open
Race - 1
Best 5 Lap Times



Cls	N°	Driver	Nat	Cat	Cls	Team	Nat	Vehicle	Best 1		Best 2		Best 3		Best 4		Best 5		
									Time	Lap	Time	Lap	Time	Lap	Time	Lap	Time	Lap	
1	71	Brad Benavides		USA		Team Motopark		DEU	Dallara F320 Spiess	1:37.246	12	1:37.314	9	1:37.347	11	1:37.356	4	1:37.372	10
2	84	Francesco		ITA		BVM Racing		ITA	Dallara F320 Spiess	1:37.289	14	1:37.422	12	1:37.541	16	1:37.694	15	1:37.841	13
3	23	Michael Shin		KOR		Team Motopark		DEU	Dallara F320 Spiess	1:37.529	9	1:37.688	8	1:37.737	10	1:37.814	4	1:37.991	5
4	26	Jakob Bergmeister		DEU		Team Motopark		DEU	Dallara F320 Spiess	1:37.636	12	1:37.971	11	1:37.976	9	1:38.073	15	1:38.088	13
5	11	Levente Revesz		HUN		Team Motopark		DEU	Dallara F320 Spiess	1:37.705	12	1:37.797	15	1:37.831	6	1:37.878	4	1:37.890	8
6	41	Fernando Barrichello		BRA	R 1	Team Motopark		DEU	Dallara F320 Spiess	1:37.884	12	1:38.127	13	1:38.222	9	1:38.248	15	1:38.305	16



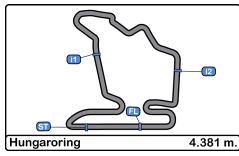


Hungaroring
Euroformula Open
Race - 1
Best 5 Top Speeds



Clas	Nº	Driver	Nat	Cat	Cls	Team	Nat	Vehicle	Top 1		Top 2		Top 3		Top 4		Top 5		Avg		
									Km/h	Lap	Km/h	Lap	Km/h	Lap	Km/h	Lap	Km/h	Lap			
1	26	Jakob Bergmeister		DEU		Team Motopark		DEU	Dallara F320 Spiess	222.2	4	217.7	3	216.4	5	216.4	6	216.4	9	217.8	
2	84	Francesco Simonazzi		ITA		BVM Racing		ITA	Dallara F320 Spiess	220.8	8	220.8	10	220.4	4	219.9	5	219.9	9	220.4	
3	11	Levente Revesz		HUN		Team Motopark		DEU	Dallara F320 Spiess	217.7	2	216.8	3	216.8	9	216.8	10	216.8	11	217.0	
4	41	Fernando Barrichello		BRA	R	1	Team Motopark		DEU	Dallara F320 Spiess	217.7	4	217.3	9	217.3	10	217.3	11	216.8	5	217.3
5	23	Michael Shin		KOR		Team Motopark		DEU	Dallara F320 Spiess	216.4	10	216.4	11	216.4	13	216.0	2	216.0	8	216.2	
6	71	Brad Benavides		USA		Team Motopark		DEU	Dallara F320 Spiess	216.4	10	216.4	12	216.4	13	216.4	15	216.4	16	216.4	



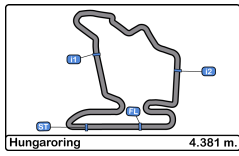


Hungaroring
Euroformula Open
Race - 1
Fastest Laps Sequence



Lap	Time of Day	Session Time	Nº Driver	Nat	Cat	Team	Nat	Vehicle	Time	Km/h
2	16:11:06.298	3:20.298	71 Brad Benavides		USA	Team Motopark		Dallara F320 Spiess	1:37.469	161.8
4	16:14:21.166	6:35.166	71 Brad Benavides		USA	Team Motopark		Dallara F320 Spiess	1:37.356	161.9
9	16:22:29.342	14:43.342	71 Brad Benavides		USA	Team Motopark		Dallara F320 Spiess	1:37.314	162.0
12	16:27:21.307	19:35.307	71 Brad Benavides		USA	Team Motopark		Dallara F320 Spiess	1:37.246	162.1



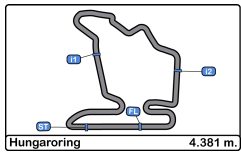


Hungaroring
Euroformula Open
Race - 1
Event Best Maximum Speed



N°	Driver	Nat	Cat	Clas	Team	Nat	Vehicle	Km/h	Session
26	Jakob Bergmeister		DEU		Team Motopark		DEU Dallara F320 Spiess	223.6	Free Practice - 2
84	Francesco Simonazzi		ITA		BVM Racing		ITA Dallara F320 Spiess	222.6	Free Practice - 2
71	Brad Benavides		USA		Team Motopark		DEU Dallara F320 Spiess	221.7	Free Practice - 2
41	Fernando Barrichello		BRA	R 1	Team Motopark		DEU Dallara F320 Spiess	221.7	Free Practice - 2
11	Levente Revesz		HUN		Team Motopark		DEU Dallara F320 Spiess	220.8	Free Practice - 2
23	Michael Shin		KOR		Team Motopark		DEU Dallara F320 Spiess	220.8	Free Practice - 2





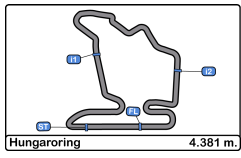
Hungaroring
Euroformula Open
Race - 1
Lap Chart



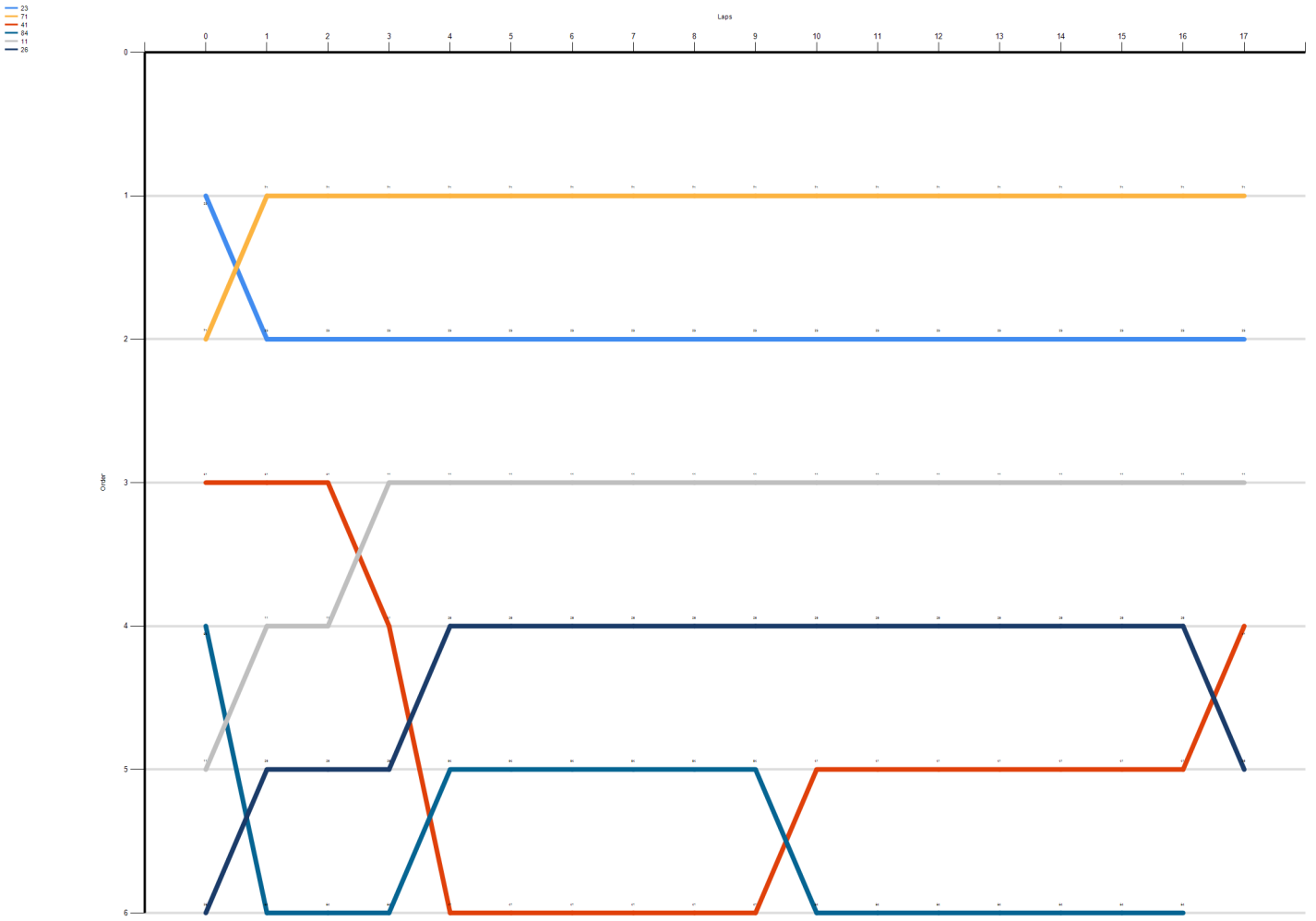
LAP

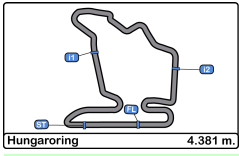
Nr	Pos	Grid	1	2	3	4	5	6	7	8	9	10	11	12	13	14	15	16	17
23	1	23	71	71	71	71	71	71	71	71	71	71	71	71	71	71	71	71	71
71	2	71	23	23	23	23	23	23	23	23	23	23	23	23	23	23	23	23	23
41	3	41	41	41	11	11	11	11	11	11	11	11	11	11	11	11	11	11	11
84	4	84	11	11	41	26	26	26	26	26	26	26	26	26	26	26	26	26	41
11	5	11	26	26	26	84	84	84	84	84	41	41	41	41	41	41	41	41	26
26	6	26	84	84	84	41	41	41	41	41	84	84	84	84	84	84	84	84	84





Hungaroring
Euroformula Open
Race - 1
Graphic Lap Chart



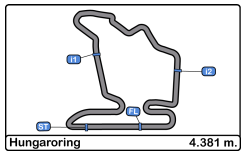


Hungaroring
Euroformula Open
Race - 1
Pit Stop Analysis



<u>Or</u> <u>d.</u>	<u>Nr.</u>	<u>In Day</u>	<u>Time</u>	<u>Team</u>	<u>Nat</u>	<u>Driver 1</u>	<u>Nat</u>	<u>Driver 2</u>	<u>Nat</u>	<u>Vehicle</u>	<u>Cat</u>	<u>In Time</u>	<u>Stop N°</u>	<u>Pit Time</u>	<u>Handicap</u>	<u>Diff.</u>
------------------------	------------	---------------	-------------	-------------	------------	-----------------	------------	-----------------	------------	----------------	------------	----------------	----------------	-----------------	-----------------	--------------

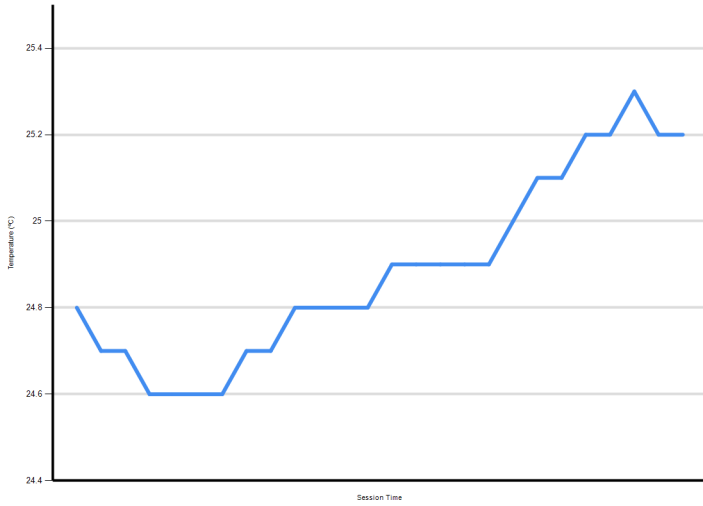




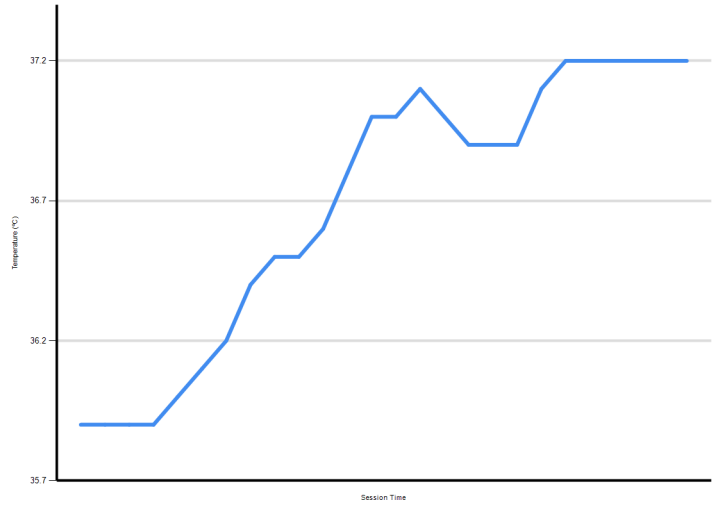
Hungaroring Euroformula Open Race - 1 Weather Report



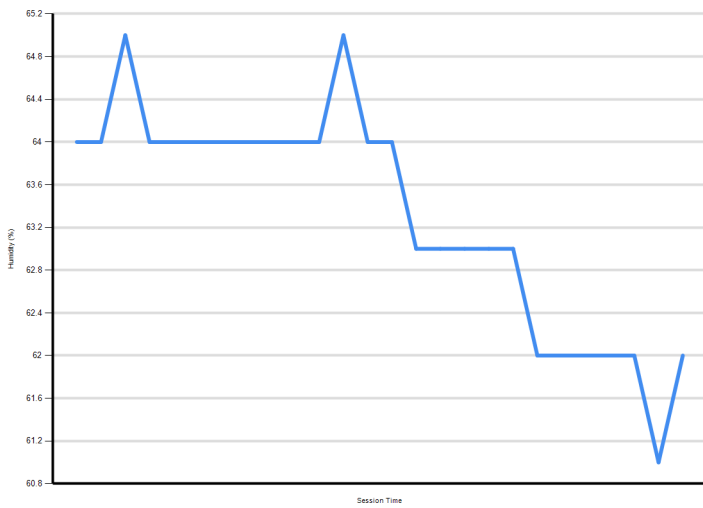
Air Temperature



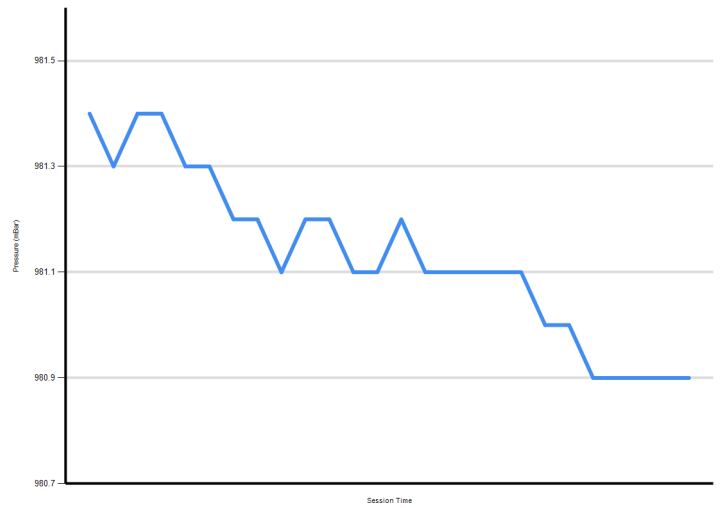
Track Temperature



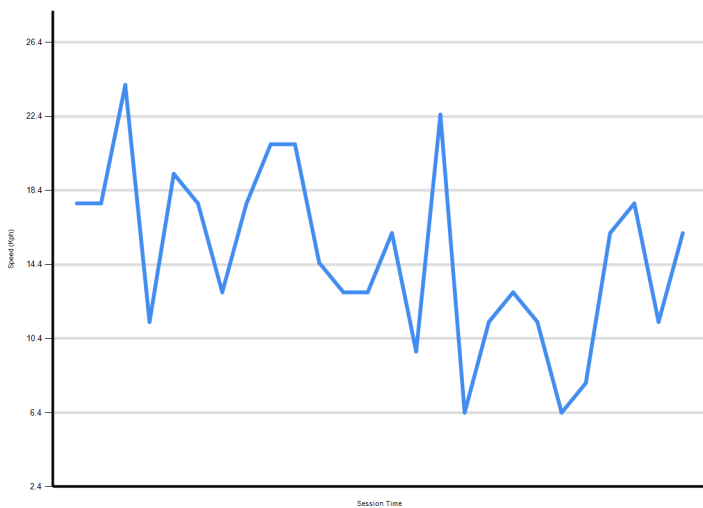
Humidity



Pressure



Wind Speed



Wind direction

