

Hungaroring
Euroformula Open
Race - 2
Provisional Results



Clas	Nº	Driver	Nat	Cat	Clas	Team	Nat	Vehicle	Laps	Total Time	Gap	Interval	Km/h	Best	Time	Km/h
1	84	Francesco Simonazzi	ITA			BVM Racing	ITA	Dallara F320 Spiess	17	27:24.959			162.9	3	1:35.710	164.7
2	26	Jakob Bergmeister	DEU			Team Motopark	DEU	Dallara F320 Spiess	17	27:37.527	12.568	12.568	161.7	6	1:36.572	163.3
3	71	Brad Benavides	USA			Team Motopark	DEU	Dallara F320 Spiess	17	27:38.511	13.552	0.984	161.6	2	1:36.538	163.3
4	23	Michael Shin	KOR			Team Motopark	DEU	Dallara F320 Spiess	17	27:39.639	14.680	1.128	161.5	3	1:36.371	163.6
5	41	Fernando Barrichello	BRA	R	1	Team Motopark	DEU	Dallara F320 Spiess	16	27:28.146	1 Lap	1 Lap	153.1	6	1:36.638	163.2
6	11	Levente Revesz	HUN			Team Motopark	DEU	Dallara F320 Spiess	13	28:08.641	4 Laps	3 Laps	121.4	9	1:36.577	163.3

Fastest lap Francesco Simonazzi in 1:35.710 at 164.7 Km/h in lap 3

Published at:.....


Track Temp: **38.6 °C** Air Temp: **24.7 °C** Humidity: **63 %** Track Status: **DRY**

Race Director:

Alessandro Ferrari

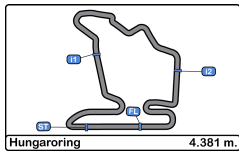
ACI DGA 392080

Timekeeper:


 Luis Garcia

JOB-2654-ESP/M





Hungaroring
Euroformula Open
Race - 2
Provisional Results by Category



Rookie																
Clas	Nº	Driver	Nat	Cat	Clas	Team	Nat	Vehicle	Laps	Total Time	Gap	Interval	Km/h	Best	Time	Km/h
1	41	Fernando Barrichello		R	1	Team Motopark		Dallara F320 Spiess	16	27:28.146			153.1	6	1:36.638	163.2
1	84	Francesco Simonazzi				BVM Racing		Dallara F320 Spiess	17	27:24.959			162.9	3	1:35.710	164.7
2	26	Jakob Bergmeister				Team Motopark		Dallara F320 Spiess	17	27:37.527	12.568	12.568	161.7	6	1:36.572	163.3
3	71	Brad Benavides				Team Motopark		Dallara F320 Spiess	17	27:38.511	13.552	0.984	161.6	2	1:36.538	163.3
4	23	Michael Shin				Team Motopark		Dallara F320 Spiess	17	27:39.639	14.680	1.128	161.5	3	1:36.371	163.6
5	11	Levente Revesz				Team Motopark		Dallara F320 Spiess	13	28:08.641	4 Laps	4 Laps	121.4	9	1:36.577	163.3

Fastest lap Francesco Simonazzi in 1:35.710 at 164.7 Km/h in lap 3

Published at:.....

Track Temp: **38.6 °C** Air Temp: **24.7 °C** Humidity: **63 %** Track Status: **DRY**

Race Director:

Alessandro Ferrari

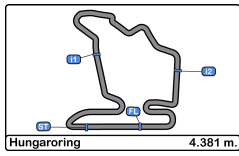
ACI DGA 392080

Timekeeper:

Luis Garcia

JOB-2654-ESP/M





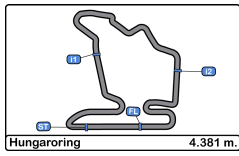
Hungaroring
Euroformula Open
Race - 2



Provisional Classification by Driver Fastest Lap

Cl	N°	Entrant/Team	Nat	Vehicle	Driver	Nat	Cat	Cl	Laps	Best	Time	Gap	Interval	Km/h
1	84	BVM Racing	ITA	Dallara F320 Spiess	Francesco Simonazzi	ITA			17	3	1:35.710			164.7
2	23	Team Motopark	DEU	Dallara F320 Spiess	Michael Shin	KOR			17	3	1:36.371	0.661	0.661	163.6
3	71	Team Motopark	DEU	Dallara F320 Spiess	Brad Benavides	USA			17	2	1:36.538	0.828	0.167	163.3
4	26	Team Motopark	DEU	Dallara F320 Spiess	Jakob Bergmeister	DEU			17	6	1:36.572	0.862	0.034	163.3
5	11	Team Motopark	DEU	Dallara F320 Spiess	Levente Revesz	HUN			13	9	1:36.577	0.867	0.005	163.3
6	41	Team Motopark	DEU	Dallara F320 Spiess	Fernando Barrichello	BRA	R	1	16	6	1:36.638	0.928	0.061	163.2





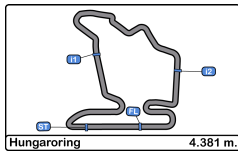
Hungaroring
Euroformula Open
Race - 2



Distance and Speed Average

Clas	Nº	Driver	Nat	Cat	Clas	Team	Nat	Vehicle	Laps	Distance	Total Time	Km/h
1	84	Francesco Simonazzi	ITA			BVM Racing	ITA	Dallara F320 Spiess	17	74.47	27:24.959	162.9
2	26	Jakob Bergmeister	DEU			Team Motopark	DEU	Dallara F320 Spiess	17	74.47	27:37.527	161.7
3	71	Brad Benavides	USA			Team Motopark	DEU	Dallara F320 Spiess	17	74.47	27:38.511	161.6
4	23	Michael Shin	KOR			Team Motopark	DEU	Dallara F320 Spiess	17	74.47	27:39.639	161.5
5	41	Fernando Barrichello	BRA	R	1	Team Motopark	DEU	Dallara F320 Spiess	16	70.09	27:28.146	153.1
6	11	Levente Revesz	HUN			Team Motopark	DEU	Dallara F320 Spiess	13	56.95	28:08.641	121.4





Hungaroring
Euroformula Open
Race - 2
Lap Analysis



11 Levente Revesz Dallara F320 Spiess **41** Fernando Barrichello Dallara F320 Spiess

Team Motopark							Rookie		Team Motopark						
Lap	D	Time	Sector 1	Sector 2	Sector 3	T. Spd	Elapsed	Lap	D	Time	Sector 1	Sector 2	Sector 3	T. Spd	Elapsed
1		1:45.119	42.379	35.553	27.187	183.3	1:45.119	1		2:22.747 P	1:10.356	39.519	32.872	182.7	2:22.747
2		1:37.433	36.213	34.252	26.968	219.5	3:22.552	2		2:20.467	1:15.318	37.355	27.794		4:43.214
3		1:41.345 P	36.192	34.490	30.663	218.6	5:03.897	3		1:38.521	36.664	35.027	26.830	216.0	6:21.735
4		8:12.135	7:10.465	34.605	27.065		13:16.032	4		1:37.073	36.167	34.217	26.689	217.3	7:58.808
5		1:42.172	37.151	37.565	27.456	217.7	14:58.204	5		1:36.924	36.041	34.130	26.753	216.8	9:35.732
6		1:37.122	36.160	34.189	26.773	216.8	16:35.326	6		1:36.638	36.045	33.950	26.643	218.1	11:12.370
7		1:36.792	35.846	34.062	26.884	218.1	18:12.118	7		1:37.157	36.017	34.172	26.968	217.7	12:49.527
8		1:44.366	38.561	38.225	27.580	218.1	19:56.484	8		1:36.959	36.074	34.067	26.818	218.1	14:26.486
9		1:36.577	35.884	33.793	26.900	217.3	21:33.061	9		1:37.205	35.931	34.234	27.040	217.7	16:03.691
10		1:37.690	35.877	34.098	27.715	218.1	23:10.751	10		1:37.835	36.154	34.734	26.947	217.3	17:41.526
11		1:43.704	37.116	38.394	28.194	218.1	24:54.455	11		1:39.280	36.036	34.596	28.648	217.3	19:20.806
12		1:37.251	36.004	34.195	27.052	218.1	26:31.706	12		1:38.666	36.973	34.469	27.224	208.8	20:59.472
13		1:36.935	35.972	34.030	26.933	219.0	28:08.641	13		1:36.902	35.898	34.132	26.872	217.7	22:36.374

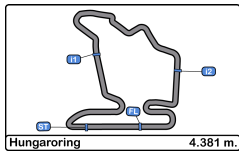
23 Michael Shin Dallara F320 Spiess
 Team Motopark

Lap	D	Time	Sector 1	Sector 2	Sector 3	T. Spd	Elapsed	71 Brad Benavides Dallara F320 Spiess		Team Motopark					
Lap	D	Time	Sector 1	Sector 2	Sector 3	T. Spd	Elapsed	Lap	D	Time	Sector 1	Sector 2	Sector 3	T. Spd	Elapsed
1		1:44.082	41.932	35.027	27.123	186.5	1:44.082	1		1:42.809	41.742	34.382	26.685	187.5	1:42.809
2		1:36.679	35.983	33.953	26.743	219.0	3:20.761	2		1:36.538	35.945	33.876	26.717	219.5	3:19.347
3		1:36.371	35.819	33.906	26.646	219.5	4:57.132	3		1:36.770	36.000	33.941	26.829	221.3	4:56.117
4		1:36.641	35.860	33.963	26.818	219.9	6:33.773	4		1:36.869	35.931	33.986	26.952	220.8	6:32.986
5		1:36.833	35.979	33.954	26.900	220.8	8:10.606	5		1:37.044	35.951	34.038	27.055	220.8	8:10.030
6		1:37.061	35.997	34.067	26.997	220.8	9:47.667	6		1:36.842	35.948	33.977	26.917	220.4	9:46.872
7		1:36.896	35.884	33.991	27.021	220.8	11:24.563	7		1:36.943	35.961	34.036	26.946	220.4	11:23.815
8		1:37.175	36.061	34.035	27.079	220.8	13:01.738	8		1:37.084	35.996	34.115	26.973	219.9	13:00.899
9		1:37.388	36.073	34.131	27.184	220.4	14:39.126	9		1:37.421	36.109	34.189	27.123	220.8	14:38.320
10		1:37.900	36.011	34.654	27.235	220.4	16:17.026	10		1:37.501	36.086	34.269	27.146	219.5	16:15.821
11		1:37.479	36.004	34.384	27.091	219.5	17:54.505	11		1:37.598	36.182	34.302	27.114	219.5	17:53.419
12		1:37.383	35.938	34.322	27.123	220.8	19:31.888	12		1:37.413	36.068	34.232	27.113	219.5	19:30.832
13		1:37.482	35.976	34.325	27.181	220.8	21:09.370	13		1:37.437	36.115	34.169	27.153	219.9	21:08.269
14		1:37.804	35.975	34.543	27.286	219.5	22:47.174	14		1:37.305	36.055	34.158	27.092	219.5	22:45.574
15		1:37.512	35.960	34.425	27.127	219.9	24:24.686	15		1:37.327	35.990	34.154	27.183	220.4	24:22.901
16		1:37.475	35.961	34.435	27.079	219.9	26:02.161	16		1:37.750	36.051	34.451	27.248	221.3	26:00.651
17		1:37.478	35.987	34.378	27.113	220.4	27:39.639	17		1:37.860	36.251	34.387	27.222	219.9	27:38.511

26 Jakob Bergmeister Dallara F320 Spiess
 Team Motopark

Lap	D	Time	Sector 1	Sector 2	Sector 3	T. Spd	Elapsed
1		1:42.056	41.301	34.179	26.576	183.9	1:42.056
2		1:36.671	36.020	33.985	26.666	218.6	3:18.727
3		1:36.763	36.012	33.960	26.791	218.6	4:55.490
4		1:36.822	35.918	34.082	26.822	218.1	6:32.312
5		1:37.045	35.975	34.020	27.050	217.7	8:09.357
6		1:36.572	36.037	33.848	26.687	217.3	9:45.929
7		1:36.772	35.929	34.078	26.765	217.7	11:22.701
8		1:37.283	36.003	34.321	26.959	217.7	12:59.984
9		1:37.393	36.074	34.301	27.018	218.1	14:37.377
10		1:37.437	36.118	34.295	27.024	216.4	16:14.814
11		1:37.270	36.047	34.266	26.957	216.4	17:52.084
12		1:37.443	36.022	34.364	27.057	216.8	19:29.527
13		1:37.605	36.038	34.545	27.022	217.7	21:07.132
14		1:37.453	36.095	34.371	26.987	216.4	22:44.585
15		1:37.413	36.013	34.418	26.982	217.7	24:21.998
16		1:37.449	35.988	34.394	27.067	217.7	25:59.447
17		1:38.080	36.154	34.657	27.269	216.0	27:37.527





Hungaroring
Euroformula Open
Race - 2
Lap Analysis



84

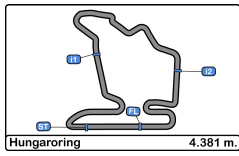
Francesco Simonazzi

Dallara F320 Spiess

BVM Racing

Lap	D	Time	Sector 1	Sector 2	Sector 3	T. Spd	Elapsed
1		1:41.118	40.844	33.691	26.583	178.8	1:41.118
2		1:36.156	36.074	33.595	26.487	216.8	3:17.274
3		1:35.710	35.926	33.389	26.395	217.3	4:52.984
4		1:35.759	35.833	33.416	26.510	218.1	6:28.743
5		1:36.229	36.042	33.540	26.647	218.6	8:04.972
6		1:35.933	35.949	33.443	26.541	217.7	9:40.905
7		1:36.287	35.996	33.596	26.695	219.5	11:17.192
8		1:36.371	35.939	33.789	26.643	219.0	12:53.563
9		1:36.740	35.992	33.878	26.870	219.9	14:30.303
10		1:37.062	36.076	34.181	26.805	217.7	16:07.365
11		1:36.696	36.036	33.891	26.769	217.3	17:44.061
12		1:36.899	36.113	33.984	26.802	218.6	19:20.960
13		1:36.396	35.946	33.644	26.806	218.6	20:57.356
14		1:36.792	36.070	33.904	26.818	217.3	22:34.148
15		1:36.734	35.944	33.936	26.854	219.0	24:10.882
16		1:36.894	36.040	33.989	26.865	218.1	25:47.776
17		1:37.183	36.166	33.955	27.062	218.1	27:24.959





Hungaroring
Euroformula Open
Race - 2
Analysis by Lap



Num	Lap Time	Gap
Lap 1		
84	1:41.118	
26	1:42.056	00.938
71	1:42.809	01.691
23	1:44.082	02.964
11	1:45.119	04.001
41	2:22.747	41.629

Num	Lap Time	Gap
Lap 2		
84	1:36.156	
26	1:36.671	01.453
71	1:36.538	02.073
23	1:36.679	03.487
11	1:37.433	05.278
41	2:20.467	1:25.940

Num	Lap Time	Gap
Lap 3		
84	1:35.710	
26	1:36.763	02.506
71	1:36.770	03.133
23	1:36.371	04.148
11	1:41.345	10.913
41	1:38.521	1:28.751

Num	Lap Time	Gap
Lap 4		
84	1:35.759	
26	1:36.822	03.569
71	1:36.869	04.243
23	1:36.641	05.030
41	1:37.073	1:30.065

Num	Lap Time	Gap
Lap 5		
84	1:36.229	
26	1:37.045	04.385
71	1:37.044	05.058
23	1:36.833	05.634
41	1:36.924	1:30.760

Num	Lap Time	Gap
Lap 6		
84	1:35.933	
26	1:36.572	05.024
71	1:36.842	05.967
23	1:37.061	06.762
41	1:36.638	1:31.465

Num	Lap Time	Gap
Lap 7		
84	1:36.287	
26	1:36.772	05.509
71	1:36.943	06.623
23	1:36.896	07.371
41	1:37.157	1:32.335

Num	Lap Time	Gap
Lap 8		
84	1:36.371	
26	1:37.283	06.421

Num	Lap Time	Gap
Lap 9		
84	1:36.740	
26	1:37.393	07.074
71	1:37.421	08.017
23	1:37.388	08.823
11	1:42.172	4 Laps
41	1:37.205	1:33.388

Num	Lap Time	Gap
Lap 10		
84	1:37.062	
26	1:37.437	07.449
71	1:37.501	08.456
23	1:37.900	09.661
11	1:37.122	4 Laps
41	1:37.835	1:34.161

Num	Lap Time	Gap
Lap 11		
84	1:36.696	
26	1:37.270	08.023
71	1:37.598	09.358
23	1:37.479	10.444
11	1:36.792	4 Laps
41	1:39.280	1:36.745

Num	Lap Time	Gap
Lap 12		
84	1:36.899	
26	1:37.443	08.567
71	1:37.413	09.872
23	1:37.383	10.928
11	1:44.366	4 Laps

Num	Lap Time	Gap
Lap 13		
84	1:36.396	
41	1:38.666	1 Lap
26	1:37.605	09.776
71	1:37.437	10.913
23	1:37.482	12.014
11	1:36.577	4 Laps

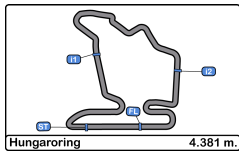
Num	Lap Time	Gap
Lap 14		
84	1:36.792	
41	1:36.902	1 Lap
26	1:37.453	10.437
71	1:37.305	11.426
23	1:37.804	13.026
11	1:37.690	4 Laps

Num	Lap Time	Gap
Lap 15		
84	1:36.734	
41	1:36.925	1 Lap

Num	Lap Time	Gap
Lap 16		
84	1:36.894	
41	1:37.675	1 Lap
26	1:37.449	11.671
71	1:37.750	12.875
23	1:37.475	14.385
11	1:37.251	4 Laps

Num	Lap Time	Gap
Lap 17		
84	1:37.183	
41	1:37.172	1 Lap
26	1:38.080	12.568
71	1:37.860	13.552
23	1:37.478	14.680
11	1:36.935	4 Laps



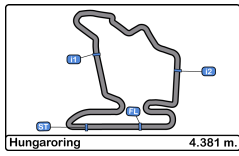


Hungaroring
Euroformula Open
Race - 2
Best Sectors Results



Sector - 1				Sector - 2				Sector - 3				Ideal Lap vs Best Lap				
Clas	Nº	Driver	Time	Nº	Driver	Time	Nº	Driver	Time	Clas	Nº	Driver	Ideal Lap	Best Lap	Clas	
1	23	Michael Shin	35.819	84	Francesco Simonazzi	33.389	84	Francesco Simonazzi	26.395	1	84	Francesco Simonazzi	1:35.617	1:35.710	1	
2	84	Francesco Simonazzi	35.833	11	Levente Revesz	33.793	26	Jakob Bergmeister	26.576	2	26	Jakob Bergmeister	1:36.342	1:36.572	4	
3	11	Levente Revesz	35.846	26	Jakob Bergmeister	33.848	41	Fernando Barrichello	26.643	3	23	Michael Shin	1:36.371	1:36.371	2	
4	41	Fernando Barrichello	35.871	71	Brad Benavides	33.876	23	Michael Shin	26.646	4	11	Levente Revesz	1:36.412	1:36.577	5	
5	26	Jakob Bergmeister	35.918	23	Michael Shin	33.906	71	Brad Benavides	26.685	5	41	Fernando Barrichello	1:36.464	1:36.638	6	
6	71	Brad Benavides	35.931	41	Fernando Barrichello	33.950	11	Levente Revesz	26.773	6	71	Brad Benavides	1:36.492	1:36.538	3	



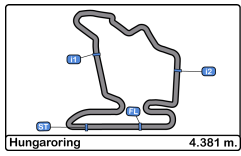


Hungaroring
Euroformula Open
Race - 2
Leader Sequence



N°	Driver	Nat	Cat	Clas	Team	Nat	Vehicle	Start Lap	End Lap	Laps	Total Laps
84	Francesco Simonazzi		€		BVM Racing		€ Dallara F320 Spiess	1	17	17	17



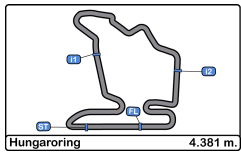


Hungaroring
Euroformula Open
Race - 2
Best 5 Lap Times



Cls	N°	Driver	Nat	Cat	Cls	Team	Nat	Vehicle	Best 1		Best 2		Best 3		Best 4		Best 5	
									Time	Lap	Time	Lap	Time	Lap	Time	Lap	Time	Lap
1	84	Francesco	ITA			BVM Racing	ITA	Dallara F320 Spiess	1:35.710	3	1:35.759	4	1:35.933	6	1:36.156	2	1:36.229	5
2	23	Michael Shin	KOR			Team Motopark	DEU	Dallara F320 Spiess	1:36.371	3	1:36.641	4	1:36.679	2	1:36.833	5	1:36.896	7
3	71	Brad Benavides	USA			Team Motopark	DEU	Dallara F320 Spiess	1:36.538	2	1:36.770	3	1:36.842	6	1:36.869	4	1:36.943	7
4	26	Jakob Bergmeister	DEU			Team Motopark	DEU	Dallara F320 Spiess	1:36.572	6	1:36.671	2	1:36.763	3	1:36.772	7	1:36.822	4
5	11	Levente Revesz	HUN			Team Motopark	DEU	Dallara F320 Spiess	1:36.577	9	1:36.792	7	1:36.935	13	1:37.122	6	1:37.251	12
6	41	Fernando Barrichello	BRA	R	1	Team Motopark	DEU	Dallara F320 Spiess	1:36.638	6	1:36.902	13	1:36.924	5	1:36.925	14	1:36.959	8



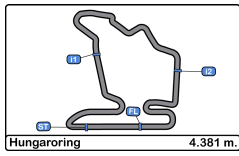


Hungaroring
Euroformula Open
Race - 2
Best 5 Top Speeds



Clas	Nº	Driver	Nat	Cat	Cls	Team	Nat	Vehicle	Top 1		Top 2		Top 3		Top 4		Top 5		Avg
									Km/h	Lap	Km/h	Lap	Km/h	Lap	Km/h	Lap	Km/h	Lap	
1	71	Brad Benavides		USA		Team Motopark		Dallara F320 Spiess	221.3	3	221.3	16	220.8	4	220.8	5	220.8	9	221.0
2	23	Michael Shin		KOR		Team Motopark		Dallara F320 Spiess	220.8	5	220.8	6	220.8	7	220.8	8	220.8	12	220.8
3	41	Fernando Barrichello		BRA	R 1	Team Motopark		Dallara F320 Spiess	219.9	15	219.5	16	219.0	14	218.1	6	218.1	8	218.9
4	84	Francesco Simonazzi		ITA		BVM Racing		Dallara F320 Spiess	219.9	9	219.5	7	219.0	8	219.0	15	218.6	5	219.2
5	11	Levente Revesz		HUN		Team Motopark		Dallara F320 Spiess	219.5	2	219.0	13	218.6	3	218.1	7	218.1	8	218.7
6	26	Jakob Bergmeister		GER		Team Motopark		Dallara F320 Spiess	218.6	2	218.6	3	218.1	4	218.1	9	217.7	5	218.2



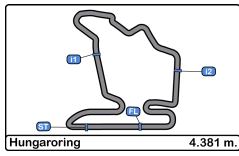


Hungaroring
Euroformula Open
Race - 2
Fastest Laps Sequence



Lap	Time of Day	Session Time	N° Driver	Nat	Cat	Team	Nat	Vehicle	Time	Km/h
2	11:16:17.033	3:17.033	84 Francesco Simonazzi		ITA	BVM Racing		ITA Dallara F320 Spiess	1:36.156	164.0
3	11:17:52.744	4:52.744	84 Francesco Simonazzi		ITA	BVM Racing		ITA Dallara F320 Spiess	1:35.710	164.7



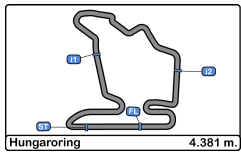


Hungaroring
Euroformula Open
Race - 2
Event Best Maximum Speed



N°	Driver	Nat	Cat	Clas	Team	Nat	Vehicle	Km/h	Session
26	Jakob Bergmeister	DEU			Team Motopark	DEU	Dallara F320 Spiess	223.6	Free Practice - 2
84	Francesco Simonazzi	ITA			BVM Racing	ITA	Dallara F320 Spiess	222.6	Free Practice - 2
71	Brad Benavides	USA			Team Motopark	DEU	Dallara F320 Spiess	221.7	Free Practice - 2
41	Fernando Barrichello	BRA	R	1	Team Motopark	DEU	Dallara F320 Spiess	221.7	Free Practice - 2
11	Levente Revesz	HUN			Team Motopark	DEU	Dallara F320 Spiess	220.8	Free Practice - 2
23	Michael Shin	KOR			Team Motopark	DEU	Dallara F320 Spiess	220.8	Race - 2





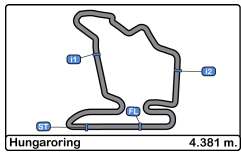
Hungaroring
Euroformula Open
Race - 2
Lap Chart



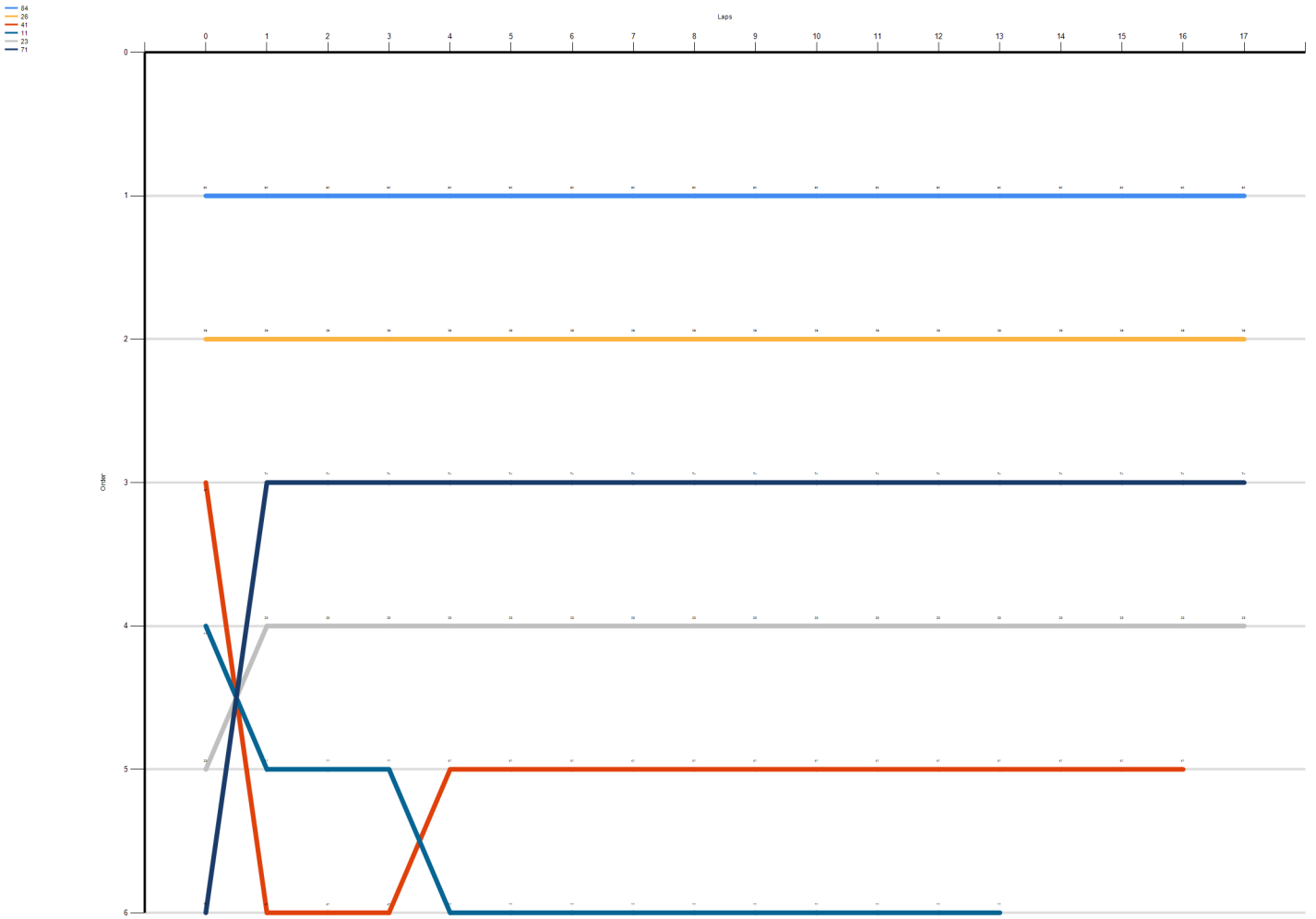
LAP

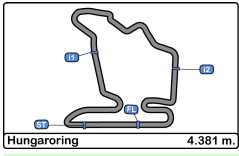
Nr	Pos	Grid	1	2	3	4	5	6	7	8	9	10	11	12	13	14	15	16	17
84	1	84	84	84	84	84	84	84	84	84	84	84	84	84	84	84	84	84	84
26	2	26	26	26	26	26	26	26	26	26	26	26	26	26	26	26	26	26	26
41	3	41	71	71	71	71	71	71	71	71	71	71	71	71	71	71	71	71	71
11	4	11	23	23	23	23	23	23	23	23	23	23	23	23	23	23	23	23	23
23	5	23	11	11	11	41	41	41	41	41	41	41	41	41	41	41	41	41	41
71	6	71	41	41	41	11	11	11	11	11	11	11	11	11	11	11	11	11	11





Hungaroring
Euroformula Open
Race - 2
Graphic Lap Chart



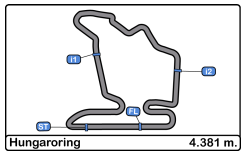


Hungaroring Euroformula Open Race - 2 Pit Stop Analysis



Or d.	Nr.	In Day Time	Team	Nat	Driver 1	Nat	Driver 2	Nat	Vehicle	Cat	In Time	Stop N°	Pit Time	Handicap	Diff.
1	41	11:15:19.820	Team Motopark	DEU	Fernando Barrichello	BRA			Dallara F320	R	2:20.060	1	41.483		
2	11	11:18:01.303	Team Motopark	DEU	Levente Revesz	HUN			Dallara F320		5:01.543	1	6:37.699		

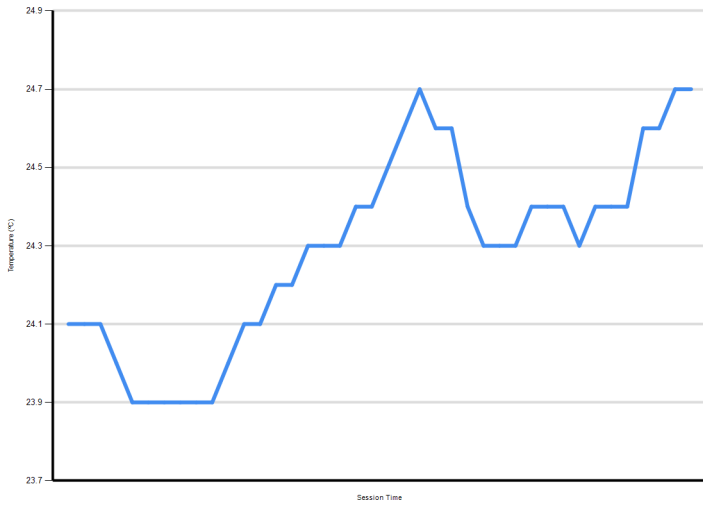




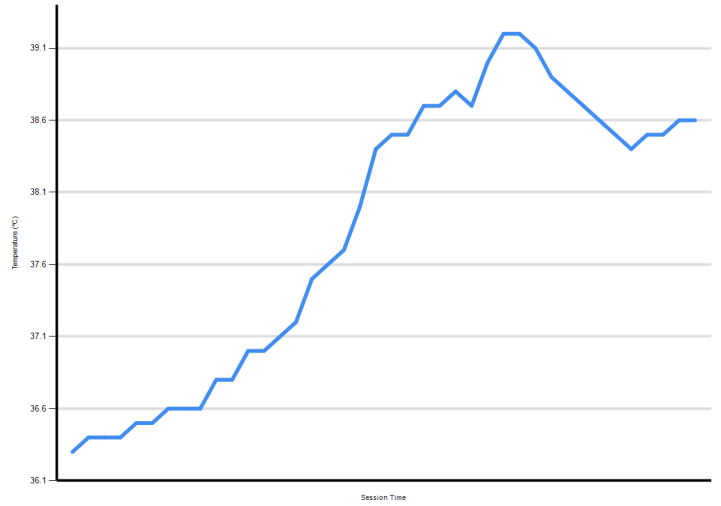
Hungaroring Euroformula Open Race - 2 Weather Report



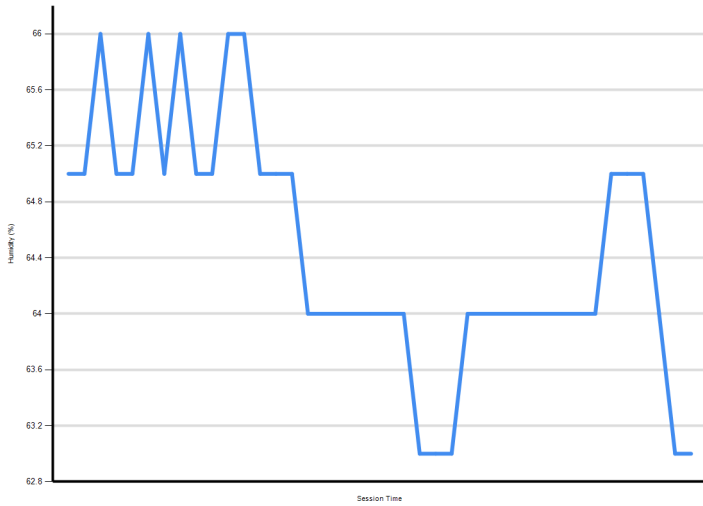
Air Temperature



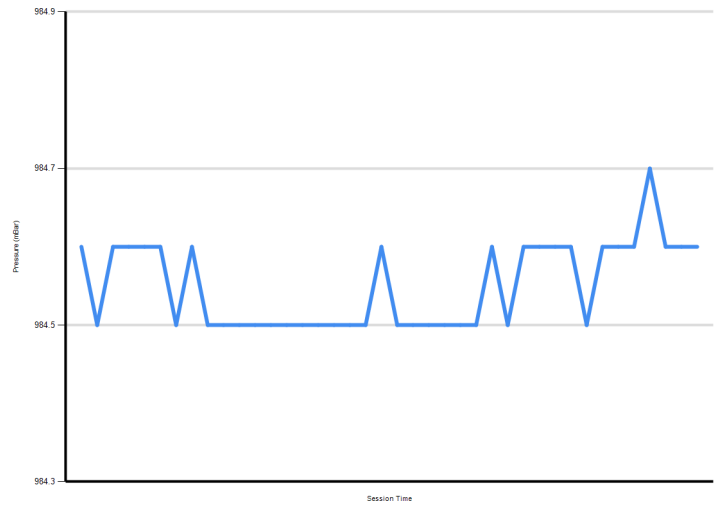
Track Temperature



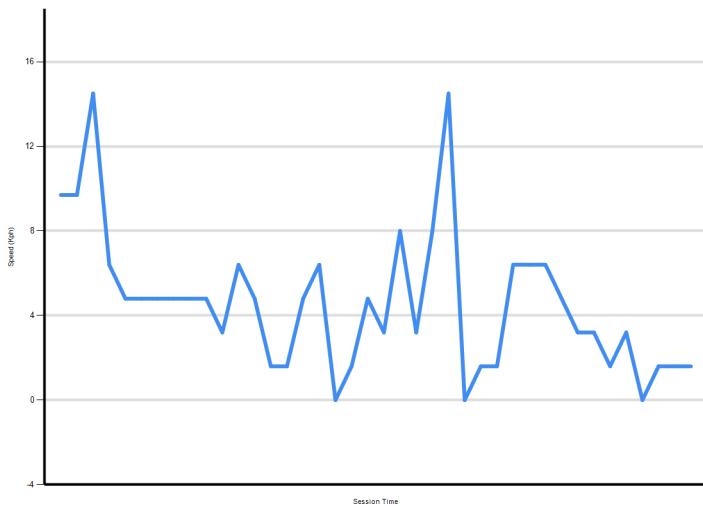
Humidity



Pressure



Wind Speed



Wind direction

