



**Hungaroring**  
**Euroformula Open**  
**Race - 3**  
**Provisional Results**



Clas	Nº	Driver	Nat	Cat	Clas	Team	Nat	Vehicle	Laps	Total Time	Gap	Interval	Km/h	Best	Time	Km/h
1	84	Francesco Simonazzi	ITA			BVM Racing	ITA	Dallara F320 Spiess	17	<b>27:18.297</b>			163.6	3	1:35.872	164.5
2	71	Brad Benavides	USA			Team Motopark	DEU	Dallara F320 Spiess	17	<b>27:32.013</b>	13.716	13.716	162.2	3	1:36.005	164.2
3	41	Fernando Barrichello	BRA	R	1	Team Motopark	DEU	Dallara F320 Spiess	17	<b>27:37.541</b>	19.244	5.528	161.7	5	1:36.713	163.0
4	23	Michael Shin	KOR			Team Motopark	DEU	Dallara F320 Spiess	17	<b>27:38.847</b>	20.550	1.306	161.6	5	1:36.615	163.2
5	11	Levente Revesz	HUN			Team Motopark	DEU	Dallara F320 Spiess	17	<b>28:44.064</b>	1:25.767	1:05.217	155.5	14	1:35.916	164.4
6	26	Jakob Bergmeister	DEU			Team Motopark	DEU	Dallara F320 Spiess	16	<b>27:35.744</b>	1 Lap	1 Lap	152.4	5	1:36.489	163.4

Fastest lap Francesco Simonazzi in 1:35.872 at 164.5 Km/h in lap 3

Published at:.....


Track Temp: **40.8 °C** Air Temp: **28.1 °C** Humidity: **49 %** Track Status: **DRY**

**Race Director:**

Alessandro Ferrari

ACI DGA 392080

**Timekeeper:**

  
 Luis Garcia

JOB-2654-ESP/M





**Hungaroring**  
**Euroformula Open**  
**Race - 3**  
**Provisional Results by Category**



Rookie																		
Clas	Nº	Driver	Nat	Cat	Clas	Team	Nat	Vehicle	Laps	Total Time	Gap	Interval	Km/h	Best	Time	Km/h		
1	41	Fernando Barrichello		BRA	R	1	Team Motopark		DEU	Dallara F320 Spiess	17	27:37.541			161.7	5	1:36.713	163.0
1	84	Francesco Simonazzi		ITA		BVM Racing		ITA	Dallara F320 Spiess	17	27:18.297			163.6	3	1:35.872	164.5	
2	71	Brad Benavides		USA		Team Motopark		DEU	Dallara F320 Spiess	17	27:32.013	13.716	13.716	162.2	3	1:36.005	164.2	
3	23	Michael Shin		KOR		Team Motopark		DEU	Dallara F320 Spiess	17	27:38.847	20.550	6.834	161.6	5	1:36.615	163.2	
4	11	Levente Revesz		HUN		Team Motopark		DEU	Dallara F320 Spiess	17	28:44.064	1:25.767	1:05.217	155.5	14	1:35.916	164.4	
5	26	Jakob Bergmeister		DEU		Team Motopark		DEU	Dallara F320 Spiess	16	27:35.744	1 Lap	1 Lap	152.4	5	1:36.489	163.4	

Fastest lap Francesco Simonazzi in 1:35.872 at 164.5 Km/h in lap 3

Published at:.....

Track Temp: 40.8 °C Air Temp: 28.1 °C Humidity: 49 % Track Status: DRY

**Race Director:**

Alessandro Ferrari

ACI DGA 392080

**Timekeeper:**

Luis Garcia

JOB-2654-ESP/M





**Hungaroring**  
**Euroformula Open**  
**Race - 3**



**Provisional Classification by Driver Fastest Lap**

Cl	N°	Entrant/Team	Nat	Vehicle	Driver	Nat	Cat	Cl	Laps	Best	Time	Gap	Interval	Km/h
1	84	BVM Racing	ITA	Dallara F320 Spiess	Francesco Simonazzi	ITA			17	3	<b>1:35.872</b>			164.5
2	11	Team Motopark	DEU	Dallara F320 Spiess	Levente Revesz	HUN			17	14	<b>1:35.916</b>	0.044	0.044	164.4
3	71	Team Motopark	DEU	Dallara F320 Spiess	Brad Benavides	USA			17	3	<b>1:36.005</b>	0.133	0.089	164.2
4	26	Team Motopark	DEU	Dallara F320 Spiess	Jakob Bergmeister	DEU			16	5	<b>1:36.489</b>	0.617	0.484	163.4
5	23	Team Motopark	DEU	Dallara F320 Spiess	Michael Shin	KOR			17	5	<b>1:36.615</b>	0.743	0.126	163.2
6	41	Team Motopark	DEU	Dallara F320 Spiess	Fernando Barrichello	BRA	R	1	17	5	<b>1:36.713</b>	0.841	0.098	163.0





**Hungaroring**  
**Euroformula Open**  
**Race - 3**  
**Distance and Speed Average**



Clas	Nº	Driver	Nat	Cat	Clas	Team	Nat	Vehicle	Laps	Distance	Total Time	Km/h
1	84	Francesco Simonazzi	ITA			BVM Racing	ITA	Dallara F320 Spiess	17	74.47	27:18.297	163.6
2	71	Brad Benavides	USA			Team Motopark	DEU	Dallara F320 Spiess	17	74.47	27:32.013	162.2
3	41	Fernando Barrichello	BRA	R	1	Team Motopark	DEU	Dallara F320 Spiess	17	74.47	27:37.541	161.7
4	23	Michael Shin	KOR			Team Motopark	DEU	Dallara F320 Spiess	17	74.47	27:38.847	161.6
5	11	Levente Revesz	HUN			Team Motopark	DEU	Dallara F320 Spiess	17	74.47	28:44.064	155.5
6	26	Jakob Bergmeister	DEU			Team Motopark	DEU	Dallara F320 Spiess	16	70.09	27:35.744	152.4





**Hungaroring**  
**Euroformula Open**  
**Race - 3**  
**Lap Analysis**



**11**

Levente Revesz

Dallara F320 Spiess **26**

Jakob Bergmeister

Dallara F320 Spiess

Team Motopark

Team Motopark

Lap	D	Time	Sector 1	Sector 2	Sector 3	T. Spd	Elapsed	Lap	D	Time	Sector 1	Sector 2	Sector 3	T. Spd	Elapsed
1		1:47.828 P	41.466	35.704	30.658	183.3	1:47.828	1		2:26.409 P	48.044	52.197	46.168	180.3	2:26.409
2		2:36.271	1:35.583	34.444	26.244		4:24.099	2		2:18.897	1:16.801	35.813	26.283		4:45.306
3		1:36.485	36.611	33.845	26.029	217.3	6:00.584	3		1:36.946	36.674	34.174	26.098	217.3	6:22.252
4		1:36.072	36.448	33.655	25.969	219.0	7:36.656	4		1:36.663	36.647	34.069	25.947	218.1	7:58.915
5		1:36.632	36.500	33.931	26.201	218.6	9:13.288	5		1:36.489	36.476	33.927	26.086	218.1	9:35.404
6		1:36.374	36.447	33.793	26.134	218.1	10:49.662	6		1:37.059	36.642	34.126	26.291	217.3	11:12.463
7		1:36.377	36.575	33.723	26.079	217.3	12:26.039	7		1:37.058	36.732	34.072	26.254	216.4	12:49.521
8		1:36.888	36.654	34.158	26.076	217.7	14:02.927	8		1:37.147	36.704	34.071	26.372	216.8	14:26.668
9		1:36.113	36.519	33.591	26.003	218.6	15:39.040	9		1:39.426	36.689	34.737	28.000	217.3	16:06.094
10		1:37.855	36.747	34.619	26.489	218.6	17:16.895	10		1:37.271	36.541	34.415	26.315	219.5	17:43.365
11		1:36.553	36.440	33.673	26.440	218.6	18:53.448	11		1:37.905	36.659	34.619	26.627	218.6	19:21.270
12		1:38.008	36.682	34.979	26.347	218.6	20:31.456	12		1:37.704	36.637	34.426	26.641	218.1	20:58.974
13		1:39.604	37.399	35.384	26.821	218.6	22:11.060	13		1:38.043	36.721	34.709	26.613	218.1	22:37.017
14		1:35.916	36.544	33.528	25.844	218.1	23:46.976	14		1:38.037	36.844	34.624	26.569	217.7	24:15.054
15		1:40.027	37.512	35.912	26.603	218.6	25:27.003	15		1:42.206	37.790	37.099	27.317	217.3	25:57.260
16		1:40.804	36.579	37.173	27.052	217.7	27:07.807	16		1:38.484	36.873	34.799	26.812	217.7	27:35.744
17		1:36.257	36.583	33.583	26.091	217.3	28:44.064								

**23**

Michael Shin

Dallara F320 Spiess

**41**

Fernando Barrichello

Dallara F320 Spiess

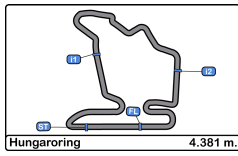
Rookie

Team Motopark

Team Motopark

Lap	D	Time	Sector 1	Sector 2	Sector 3	T. Spd	Elapsed	Lap	D	Time	Sector 1	Sector 2	Sector 3	T. Spd	Elapsed
1		1:45.205	41.940	36.517	26.748	185.8	1:45.205	1		1:44.731	41.728	36.432	26.571	185.5	1:44.731
2		1:37.346	36.719	34.227	26.400	221.3	3:22.551	2		1:36.999	36.622	34.155	26.222	219.9	3:21.730
3		1:37.241	36.660	34.186	26.395	220.8	4:59.792	3		1:36.850	36.466	34.227	26.157	219.9	4:58.580
4		1:36.624	36.425	33.984	26.215	221.7	6:36.416	4		1:36.725	36.418	34.176	26.131	220.4	6:35.305
5		1:36.615	36.500	33.948	26.167	221.7	8:13.031	5		1:36.713	36.418	34.155	26.140	220.8	8:12.018
6		1:36.715	36.446	33.946	26.323	221.3	9:49.746	6		1:36.978	36.355	34.394	26.229	220.4	9:48.996
7		1:37.031	36.550	34.166	26.315	221.3	11:26.777	7		1:36.837	36.447	34.159	26.231	219.5	11:25.833
8		1:36.965	36.541	34.055	26.369	220.8	13:03.742	8		1:36.891	36.461	34.185	26.245	219.0	13:02.724
9		1:37.123	36.540	34.111	26.472	220.8	14:40.865	9		1:37.040	36.492	34.230	26.318	219.5	14:39.764
10		1:37.045	36.492	34.112	26.441	221.3	16:17.910	10		1:37.327	36.634	34.369	26.324	219.5	16:17.091
11		1:37.314	36.627	34.132	26.555	221.7	17:55.224	11		1:36.963	36.434	34.229	26.300	219.9	17:54.054
12		1:37.224	36.539	34.126	26.559	220.8	19:32.448	12		1:37.268	36.571	34.336	26.361	219.5	19:31.322
13		1:36.936	36.464	34.064	26.408	221.7	21:09.384	13		1:36.988	36.394	34.345	26.249	219.9	21:08.310
14		1:37.290	36.609	34.165	26.516	220.8	22:46.674	14		1:36.906	36.432	34.225	26.249	219.9	22:45.216
15		1:36.884	36.465	34.039	26.380	219.9	24:23.558	15		1:36.795	36.382	34.137	26.276	219.5	24:22.011
16		1:37.818	36.591	34.726	26.501	220.4	26:01.376	16		1:37.442	36.602	34.400	26.440	220.4	25:59.453
17		1:37.471	36.594	34.378	26.499	219.9	27:38.847	17		1:38.088	36.579	34.840	26.669	219.9	27:37.541





**Hungaroring**  
**Euroformula Open**  
**Race - 3**  
**Lap Analysis**



**71**

Brad Benavides

Dallara F320 Spiess

Team Motopark

Lap	D	Time	Sector 1	Sector 2	Sector 3	T. Spd	Elapsed
1		1:44.005	41.513	36.014	26.478	185.8	1:44.005
2		1:36.200	36.485	33.650	26.065	217.7	3:20.205
3		<b>1:36.005</b>	36.399	<b>33.563</b>	<b>26.043</b>	219.5	4:56.210
4		1:36.429	<b>36.350</b>	33.799	26.280	220.4	6:32.639
5		1:36.841	36.455	33.948	26.438	220.4	8:09.480
6		1:36.760	36.494	33.980	26.286	219.9	9:46.240
7		1:36.573	36.507	33.844	26.222	219.0	11:22.813
8		1:36.830	36.571	34.046	26.213	219.0	12:59.643
9		1:36.747	36.516	34.015	26.216	219.0	14:36.390
10		1:36.785	36.483	34.002	26.300	219.5	16:13.175
11		1:36.660	36.590	33.940	26.130	219.5	17:49.835
12		1:36.874	36.604	34.026	26.244	219.5	19:26.709
13		1:36.817	36.454	34.058	26.305	220.4	21:03.526
14		1:37.043	36.565	34.124	26.354	219.9	22:40.569
15		1:37.093	36.506	34.212	26.375	219.5	24:17.662
16		1:37.257	36.481	34.322	26.454	219.5	25:54.919
17		1:37.094	36.616	34.135	26.343	219.5	27:32.013

**84**

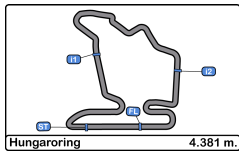
Francesco Simonazzi

Dallara F320 Spiess

BVM Racing

Lap	D	Time	Sector 1	Sector 2	Sector 3	T. Spd	Elapsed
1		1:40.185	40.488	33.629	26.068	184.3	1:40.185
2		1:36.102	36.572	33.495	26.035	217.7	3:16.287
3		<b>1:35.872</b>	36.444	<b>33.456</b>	25.972	219.5	4:52.159
4		1:35.966	36.377	33.600	25.989	220.8	6:28.125
5		1:35.908	36.332	33.624	<b>25.952</b>	220.8	8:04.033
6		1:36.058	<b>36.322</b>	33.723	26.013	220.4	9:40.091
7		1:36.216	36.446	33.684	26.086	219.9	11:16.307
8		1:36.218	36.405	33.721	26.092	219.9	12:52.525
9		1:36.238	36.479	33.676	26.083	220.8	14:28.763
10		1:36.215	36.488	33.736	25.991	220.4	16:04.978
11		1:36.146	36.400	33.700	26.046	219.9	17:41.124
12		1:35.953	36.429	33.572	25.952	220.4	19:17.077
13		1:36.394	36.494	33.887	26.013	220.8	20:53.471
14		1:36.063	36.384	33.701	25.978	220.4	22:29.534
15		1:36.298	36.453	33.755	26.090	219.9	24:05.832
16		1:36.062	36.501	33.552	26.009	220.4	25:41.894
17		1:36.403	36.431	33.797	26.175	219.0	27:18.297





**Hungaroring**  
**Euroformula Open**  
**Race - 3**  
**Analysis by Lap**



**Num Lap Time Gap**

**Lap 1**

84	1:40.185	
71	1:44.005	03.820
41	1:44.731	04.546
23	1:45.205	05.020
11	1:47.828	07.643
26	2:26.409	46.224

**Num Lap Time Gap**

**Lap 2**

84	1:36.102	
71	1:36.200	03.918
41	1:36.999	05.443
23	1:37.346	06.264
11	2:36.271	1:07.812
26	2:18.897	1:29.019

**Num Lap Time Gap**

**Lap 3**

84	1:35.872	
71	1:36.005	04.051
41	1:36.850	06.421
23	1:37.241	07.633
11	1:36.485	1:08.425
26	1:36.946	1:30.093

**Num Lap Time Gap**

**Lap 4**

84	1:35.966	
71	1:36.429	04.514
41	1:36.725	07.180
23	1:36.624	08.291
11	1:36.072	1:08.531
26	1:36.663	1:30.790

**Num Lap Time Gap**

**Lap 5**

84	1:35.908	
71	1:36.841	05.447
41	1:36.713	07.985
23	1:36.615	08.998
11	1:36.632	1:09.255
26	1:36.489	1:31.371

**Num Lap Time Gap**

**Lap 6**

84	1:36.058	
71	1:36.760	06.149
41	1:36.978	08.905
23	1:36.715	09.655
11	1:36.374	1:09.571
26	1:37.059	1:32.372

**Num Lap Time Gap**

**Lap 7**

84	1:36.216	
71	1:36.573	06.506
41	1:36.837	09.526
23	1:37.031	10.470
11	1:36.377	1:09.732
26	1:37.058	1:33.214

**Num Lap Time Gap**

**Lap 8**

84	1:36.218	
71	1:36.830	07.118
41	1:36.891	10.199
23	1:36.965	11.217
11	1:36.888	1:10.402
26	1:37.147	1:34.143

**Num Lap Time Gap**

**Lap 9**

84	1:36.238	
71	1:36.747	07.627
41	1:37.040	11.001
23	1:37.123	12.102
11	1:36.113	1:10.277

**Num Lap Time Gap**

**Lap 10**

84	1:36.215	
26	1:39.426	1 Lap
71	1:36.785	08.197
41	1:37.327	12.113
23	1:37.045	12.932
11	1:37.855	1:11.917

**Num Lap Time Gap**

**Lap 11**

84	1:36.146	
26	1:37.271	1 Lap
71	1:36.660	08.711
41	1:36.963	12.930
23	1:37.314	14.100
11	1:36.553	1:12.324

**Num Lap Time Gap**

**Lap 12**

84	1:35.953	
26	1:37.905	1 Lap
71	1:36.874	09.632
41	1:37.268	14.245
23	1:37.224	15.371
11	1:38.008	1:14.379

**Num Lap Time Gap**

**Lap 13**

84	1:36.394	
26	1:37.704	1 Lap
71	1:36.817	10.055
41	1:36.988	14.839
23	1:36.936	15.913
11	1:39.604	1:17.589

**Num Lap Time Gap**

**Lap 14**

84	1:36.063	
26	1:38.043	1 Lap
71	1:37.043	11.035
41	1:36.906	15.682
23	1:37.290	17.140
11	1:35.916	1:17.442

**Num Lap Time Gap**

**Lap 15**

84	1:36.298	
26	1:38.037	1 Lap
71	1:37.093	11.830
41	1:36.795	16.179
23	1:36.884	17.726
11	1:40.027	1:21.171

**Num Lap Time Gap**

**Lap 16**

84	1:36.062	
71	1:37.257	13.025
26	1:42.206	1 Lap
41	1:37.442	17.559
23	1:37.818	19.482
11	1:40.804	1:25.913

**Num Lap Time Gap**

**Lap 17**

84	1:36.403	
71	1:37.094	13.716
26	1:38.484	1 Lap
41	1:38.088	19.244
23	1:37.471	20.550
11	1:36.257	1:25.767





**Hungaroring**  
**Euroformula Open**  
**Race - 3**  
**Best Sectors Results**



Sector - 1			Sector - 2			Sector - 3			Ideal Lap vs Best Lap						
Clas	Nº	Driver	Time	Nº	Driver	Time	Nº	Driver	Time	Clas	Nº	Driver	Ideal Lap	Best Lap	Clas
1	84	Francesco Simonazzi	36.322	84	Francesco Simonazzi	33.456	11	Levente Revesz	25.844	1	84	Francesco Simonazzi	1:35.730	1:35.872	1
2	71	Brad Benavides	36.350	11	Levente Revesz	33.528	26	Jakob Bergmeister	25.947	2	11	Levente Revesz	1:35.812	1:35.916	2
3	41	Fernando Barrichello	36.355	71	Brad Benavides	33.563	84	Francesco Simonazzi	25.952	3	71	Brad Benavides	1:35.956	1:36.005	3
4	23	Michael Shin	36.425	26	Jakob Bergmeister	33.927	71	Brad Benavides	26.043	4	26	Jakob Bergmeister	1:36.350	1:36.489	4
5	11	Levente Revesz	36.440	23	Michael Shin	33.946	41	Fernando Barrichello	26.131	5	23	Michael Shin	1:36.538	1:36.615	5
6	26	Jakob Bergmeister	36.476	41	Fernando Barrichello	34.137	23	Michael Shin	26.167	6	41	Fernando Barrichello	1:36.623	1:36.713	6







**Hungaroring**  
**Euroformula Open**  
**Race - 3**  
**Leader Sequence**



N°	Driver	Nat	Cat	Clas	Team	Nat	Vehicle	Start Lap	End Lap	Laps	Total Laps
84	Francesco Simonazzi		€		BVM Racing		€ Dallara F320 Spiess	1	17	17	17





**Hungaroring**  
**Euroformula Open**  
**Race - 3**  
**Best 5 Lap Times**



Cls	N°	Driver	Nat	Cat	Cls	Team	Nat	Vehicle	Best 1		Best 2		Best 3		Best 4		Best 5	
									Time	Lap	Time	Lap	Time	Lap	Time	Lap	Time	Lap
1	84	Francesco				BVM Racing		Dallara F320 Spiess	1:35.872	3	1:35.908	5	1:35.953	12	1:35.966	4	1:36.058	6
2	11	Levente Revesz				Team Motopark		Dallara F320 Spiess	1:35.916	14	1:36.072	4	1:36.113	9	1:36.257	17	1:36.374	6
3	71	Brad Benavides				Team Motopark		Dallara F320 Spiess	1:36.005	3	1:36.200	2	1:36.429	4	1:36.573	7	1:36.660	11
4	26	Jakob Bergmeister				Team Motopark		Dallara F320 Spiess	1:36.489	5	1:36.663	4	1:36.946	3	1:37.058	7	1:37.059	6
5	23	Michael Shin				Team Motopark		Dallara F320 Spiess	1:36.615	5	1:36.624	4	1:36.715	6	1:36.884	15	1:36.936	13
6	41	Fernando Barrichello		R	1	Team Motopark		Dallara F320 Spiess	1:36.713	5	1:36.725	4	1:36.795	15	1:36.837	7	1:36.850	3





**Hungaroring**  
**Euroformula Open**  
**Race - 3**  
**Best 5 Top Speeds**



Clas	Nº	Driver	Nat	Cat	Cls	Team	Nat	Vehicle	Top 1		Top 2		Top 3		Top 4		Top 5		Avg	
									Km/h	Lap	Km/h	Lap	Km/h	Lap	Km/h	Lap	Km/h	Lap		
1	23	Michael Shin		KOR		Team Motopark		Dallara F320 Spiess	221.7	4	221.7	5	221.7	11	221.7	13	221.3	2	221.6	
2	41	Fernando Barrichello		BRA	R	1	Team Motopark		Dallara F320 Spiess	220.8	5	220.4	4	220.4	6	220.4	16	219.9	2	220.4
3	84	Francesco Simonazzi		ITA		BVM Racing		Dallara F320 Spiess	220.8	4	220.8	5	220.8	9	220.8	13	220.4	6	220.7	
4	71	Brad Benavides		USA		Team Motopark		Dallara F320 Spiess	220.4	4	220.4	5	220.4	13	219.9	6	219.9	14	220.2	
5	26	Jakob Bergmeister		GER		Team Motopark		Dallara F320 Spiess	219.5	10	218.6	11	218.1	4	218.1	5	218.1	12	218.5	
6	11	Levente Revesz		HUN		Team Motopark		Dallara F320 Spiess	219.0	4	218.6	5	218.6	9	218.6	10	218.6	11	218.7	





**Hungaroring**  
**Euroformula Open**  
**Race - 3**  
**Fastest Laps Sequence**



Lap	Time of Day	Session Time	Nº Driver	Nat	Cat	Team	Nat	Vehicle	Time	Km/h
2	17:45:59.891	3:15.891	84 Francesco Simonazzi		ITA	BVM Racing		ITA Dallara F320 Spiess	1:36.102	164.1
3	17:47:35.763	4:51.763	84 Francesco Simonazzi		ITA	BVM Racing		ITA Dallara F320 Spiess	1:35.872	164.5





**Hungaroring**  
**Euroformula Open**  
**Race - 3**  
**Event Best Maximum Speed**



N°	Driver	Nat	Cat	Clas	Team	Nat	Vehicle	Km/h	Session
26	Jakob Bergmeister	DEU			Team Motopark	DEU	Dallara F320 Spiess	223.6	Free Practice - 2
84	Francesco Simonazzi	ITA			BVM Racing	ITA	Dallara F320 Spiess	222.6	Free Practice - 2
71	Brad Benavides	USA			Team Motopark	DEU	Dallara F320 Spiess	221.7	Free Practice - 2
41	Fernando Barrichello	BRA	R	1	Team Motopark	DEU	Dallara F320 Spiess	221.7	Free Practice - 2
23	Michael Shin	KOR			Team Motopark	DEU	Dallara F320 Spiess	221.7	Race - 3
11	Levente Revesz	HUN			Team Motopark	DEU	Dallara F320 Spiess	220.8	Free Practice - 2





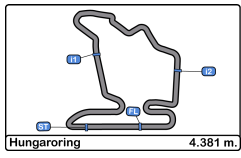
**Hungaroring**  
**Euroformula Open**  
**Race - 3**  
**Lap Chart**



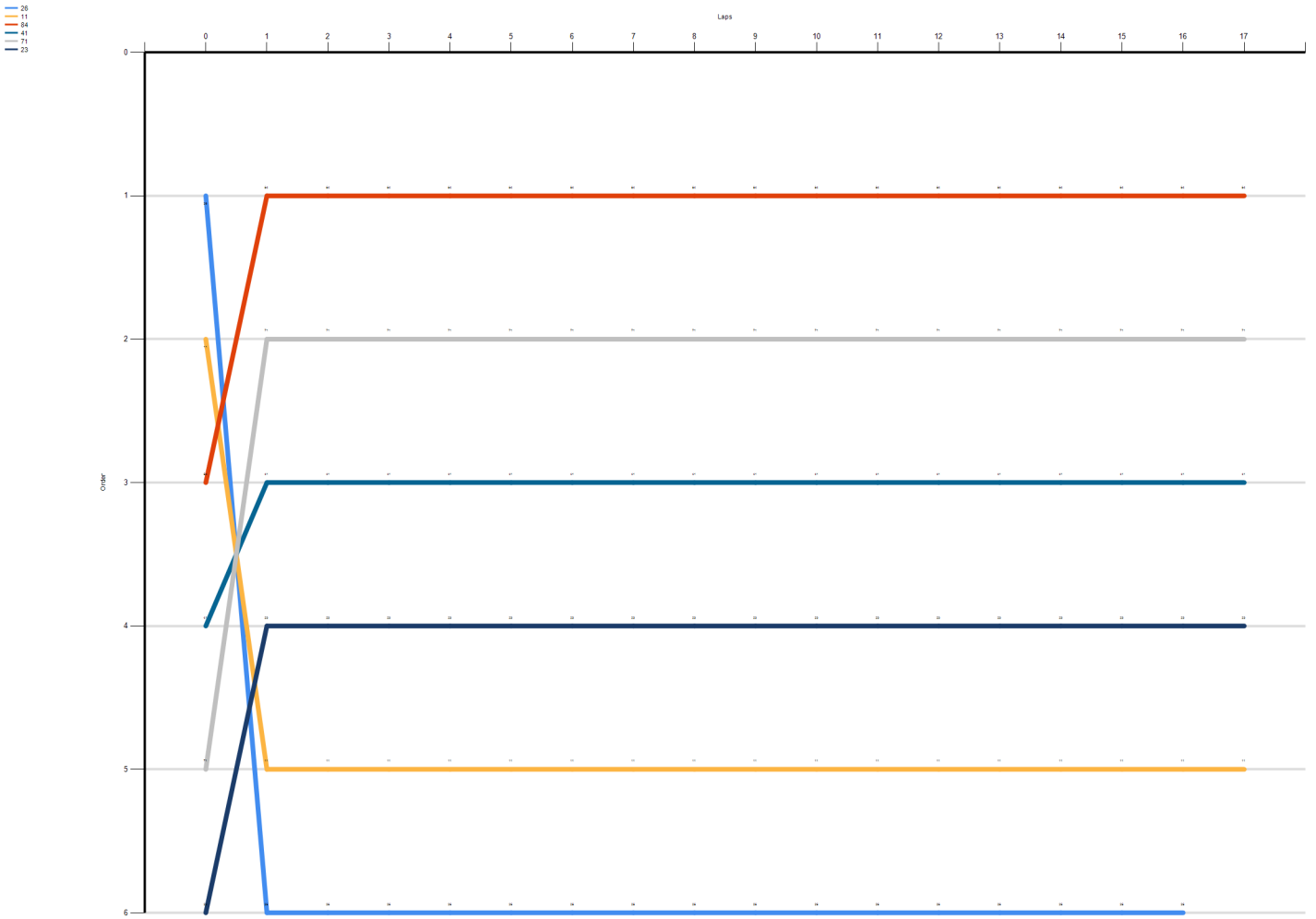
**LAP**

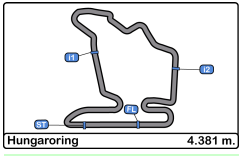
Nr	Pos	Grid	1	2	3	4	5	6	7	8	9	10	11	12	13	14	15	16	17
26	1	26	84	84	84	84	84	84	84	84	84	84	84	84	84	84	84	84	84
11	2	11	71	71	71	71	71	71	71	71	71	71	71	71	71	71	71	71	71
84	3	84	41	41	41	41	41	41	41	41	41	41	41	41	41	41	41	41	41
41	4	41	23	23	23	23	23	23	23	23	23	23	23	23	23	23	23	23	23
71	5	71	11	11	11	11	11	11	11	11	11	11	11	11	11	11	11	11	11
23	6	23	26	26	26	26	26	26	26	26	26	26	26	26	26	26	26	26	26





# Hungaroring Euroformula Open Race - 3 Graphic Lap Chart





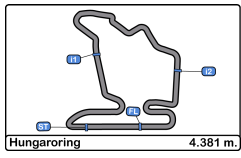
**Hungaroring**  
**Euroformula Open**  
**Race - 3**  
**Pit Stop Analysis**



Or d.	Nr.	In Day	Time	Team	Nat	Driver 1	Nat	Driver 2	Nat	Vehicle	Cat	In Time	Stop N°	Pit Time	Handicap	Diff.
----------	-----	--------	------	------	-----	----------	-----	----------	-----	---------	-----	---------	---------	----------	----------	-------



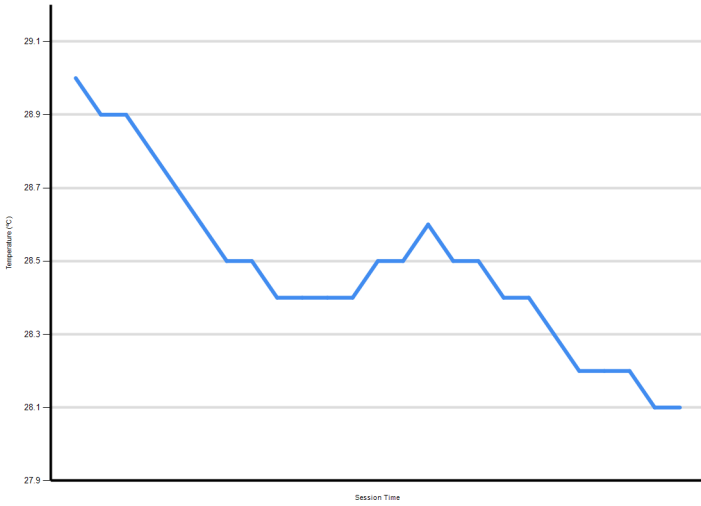




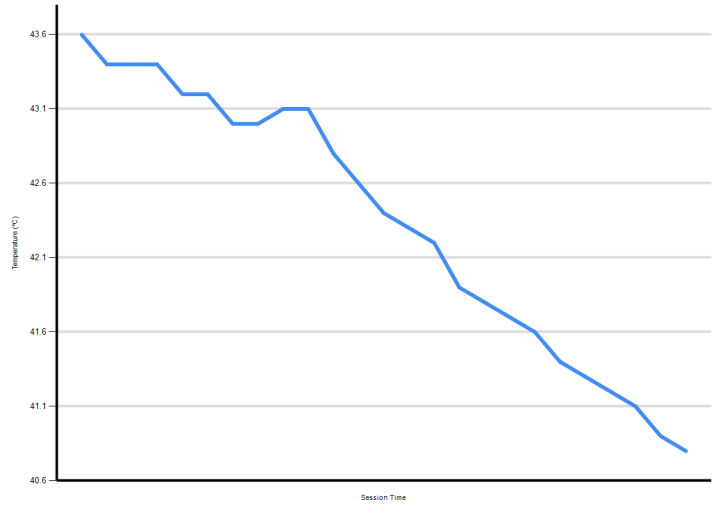
# Hungaroring Euroformula Open Race - 3 Weather Report



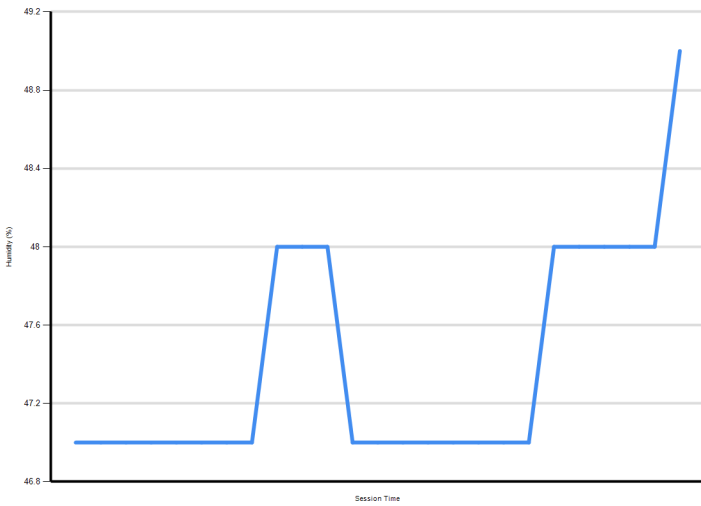
Air Temperature



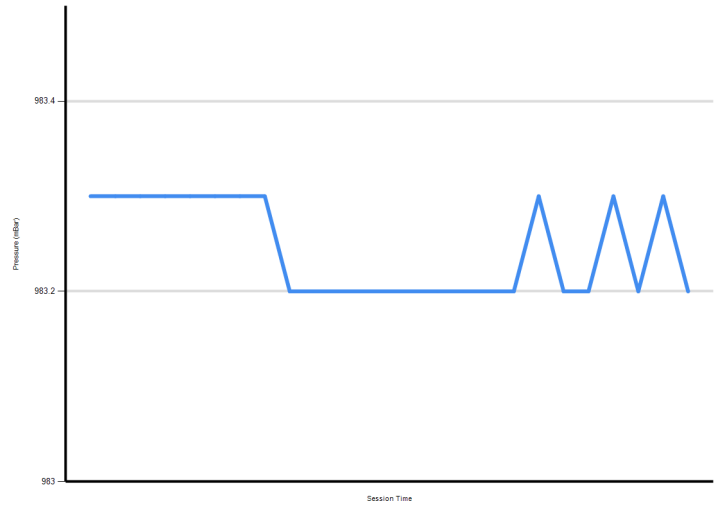
Track Temperature



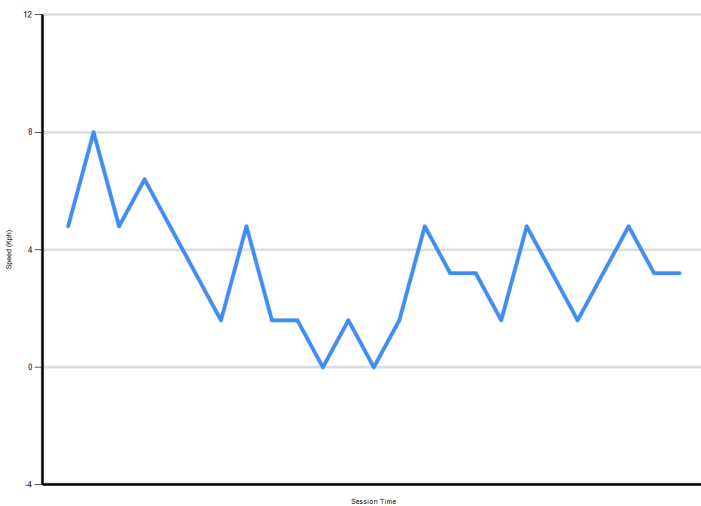
Humidity



Pressure



Wind Speed



Wind direction

