

Paul Ricard
Euroformula Open
Qualifying
Provisional Results



Clas	Nº	Driver	Nat	Cat	Clas	Team	Nat	Vehicle	Laps	Best	Time	Gap	Interval	Km/h
1	71	Brad Benavides	USA			Team Motopark	DEU	Dallara F320 Spiess	8	7	1:55.698			181.7
2	26	Jakob Bergmeister	DEU			Team Motopark	DEU	Dallara F320 Spiess	8	6	1:55.903	0.205	0.205	181.4
3	84	Francesco Simonazzi	ITA			BVM Racing	ITA	Dallara F320 Spiess	10	9	1:56.001	0.303	0.098	181.3
4	11	Levente Revesz	HUN			Team Motopark	DEU	Dallara F320 Spiess	8	7	1:56.099	0.401	0.098	181.1
5	41	Fernando Barrichello	BRA	R	1	Team Motopark	DEU	Dallara F320 Spiess	8	7	1:56.137	0.439	0.038	181.0
6	66	Enzo Richer	FRA	R	2	Team Motopark	DEU	Dallara F320 Spiess	10	6	1:57.186	1.488	1.049	179.4
7	212	Paolo Brajnik	SRB	GC	1	NV Racing	SRB	Dallara F320 Spiess	9	8	1:59.529	3.831	2.343	175.9

Published at:.....

Track Temp: **38.1 °C** Air Temp: **29.3 °C** Humidity: **42 %** Track Status: **DRY**

Race Director:

Neus Santamaría Sanromà

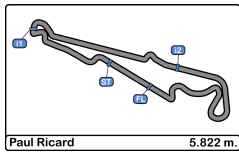
DPB-0825-ESP/CAT

Timekeeper:

Luis Garcia

JOB-2654-ESP/M





Paul Ricard
Euroformula Open
Qualifying
Provisional Results by Category



Rookie														
Clas	Nº	Driver	Nat	Cat	Clas	Team	Nat	Vehicle	Laps	Best	Time	Gap	Interval	Km/h
1	41	Fernando Barrichello		R	1	Team Motopark		Dallara F320 Spiess	8	7	1:56.137			181.0
2	66	Enzo Richer		R	2	Team Motopark		Dallara F320 Spiess	10	6	1:57.186	1.049	1.049	179.4

GC														
Clas	Nº	Driver	Nat	Cat	Clas	Team	Nat	Vehicle	Laps	Best	Time	Gap	Interval	Km/h
1	212	Paolo Brajnik		GC	1	NV Racing		Dallara F320 Spiess	9	8	1:59.529			175.9

Clas	Nº	Driver	Nat	Cat	Clas	Team	Nat	Vehicle	Laps	Best	Time	Gap	Interval	Km/h
1	71	Brad Benavides				Team Motopark		Dallara F320 Spiess	8	7	1:55.698			181.7
2	26	Jakob Bergmeister				Team Motopark		Dallara F320 Spiess	8	6	1:55.903	0.205	0.205	181.4
3	84	Francesco Simonazzi				BVM Racing		Dallara F320 Spiess	10	9	1:56.001	0.303	0.098	181.3
4	11	Levente Revesz				Team Motopark		Dallara F320 Spiess	8	7	1:56.099	0.401	0.098	181.1

Published at:.....

Track Temp: **38.1 °C** Air Temp: **29.3 °C** Humidity: **42 %** Track Status: **DRY**

Race Director:

Neus Santamaría Sanromà

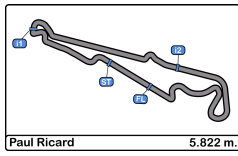
DPB-0825-ESP/CAT

Timekeeper:

Luis Garcia

JOB-2654-ESP/M





Paul Ricard
Euroformula Open
Qualifying
Lap Analysis



11 Levente Revesz Dallara F320 Spiess **71** Brad Benavides Dallara F320 Spiess
Team Motopark Team Motopark

Lap	D	Time	Sector 1	Sector 2	Sector 3	T. Spd	Elapsed	Lap	D	Time	Sector 1	Sector 2	Sector 3	T. Spd	Elapsed
1		9:48:17.250 P	9:46:10.214	47.996	1:19.040	139.3	9:48:17.250	1		9:51:01.470 P	9:49:22.236	40.610	58.624	126.0	9:51:01.470
2		7:57.949	6:18.168	41.859	57.922	128.1	9:56:15.199	2		5:30.885	3:59.175	39.448	52.262	117.6	9:56:32.355
3		2:07.422	36.293	38.980	52.149	210.5	9:58:22.621	3		2:05.365	34.567	40.085	50.713	220.8	9:58:37.720
4		1:57.146	31.915	36.447	48.784	232.2	10:00:19.767	4		1:56.123	31.679	36.109	48.335	233.7	10:00:33.843
5		1:56.217	31.768	36.131	48.318	230.7	10:02:15.984	5		1:59.869	31.528	36.480	51.861	235.2	10:02:33.712
6		2:04.742	37.339	37.254	50.149	233.7	10:04:20.726	6		1:55.798	31.495	35.795	48.508	235.2	10:04:29.510
7		1:56.099	31.707	36.130	48.262	233.7	10:06:16.825	7		1:55.698	31.597	35.849	48.252	235.8	10:06:25.208
8		2:17.618 P	33.725	40.803	1:03.090	234.2	10:08:34.443	8		2:37.508 P	43.744	44.305	1:09.459	218.6	10:09:02.716

26 Jakob Bergmeister Dallara F320 Spiess **84** Francesco Simonazzi Dallara F320 Spiess
Team Motopark BVM Racing

Lap	D	Time	Sector 1	Sector 2	Sector 3	T. Spd	Elapsed	Lap	D	Time	Sector 1	Sector 2	Sector 3	T. Spd	Elapsed
1		9:48:12.955 P	9:46:07.729	47.741	1:17.485	108.6	9:48:12.955	1		9:47:17.339	9:45:43.826	42.149	51.364	124.8	9:47:17.339
2		7:51.578	6:15.724	40.909	54.945	119.7	9:56:04.533	2		1:58.203	32.616	36.660	48.927	228.3	9:49:15.542
3		2:02.418	34.282	37.543	50.593	225.9	9:58:06.951	3		1:56.985	31.764	36.258	48.963	230.7	9:51:12.527
4		1:56.890	32.015	36.321	48.554	233.7	10:00:03.841	4		1:56.725	31.791	36.140	48.794	231.2	9:53:09.252
5		1:56.100	31.651	35.980	48.469	234.2	10:01:59.941	5		1:56.759	31.783	36.181	48.795	230.7	9:55:06.011
6		1:55.903	31.574	36.020	48.309	234.7	10:03:55.844	6		2:05.313 P	31.977	36.170	57.166	231.2	9:57:11.324
7		1:56.078	31.629	36.178	48.271	234.7	10:05:51.922	7		4:34.965	3:02.298	40.348	52.319	123.4	10:01:46.289
8		2:36.145 P	36.170	45.921	1:14.054	206.5	10:08:28.067	8		1:57.996	32.802	36.284	48.910	230.2	10:03:44.285
9		1:56.001	31.457	36.229	48.315	231.2	10:05:40.286	9		1:56.001	31.457	36.229	48.315	231.2	10:05:40.286
10		2:49.588 P	41.164	51.443	1:16.981	217.3	10:08:29.874	10		2:49.588 P	41.164	51.443	1:16.981	217.3	10:08:29.874

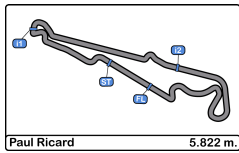
41 Fernando Barrichello Dallara F320 Spiess **212** Paolo Brajnik Dallara F320 Spiess
Rookie Team Motopark GC NV Racing

Lap	D	Time	Sector 1	Sector 2	Sector 3	T. Spd	Elapsed	Lap	D	Time	Sector 1	Sector 2	Sector 3	T. Spd	Elapsed
1		9:49:47.412 P	9:48:02.038	40.083	1:05.291	121.0	9:49:47.412	1		9:48:04.987	9:46:12.871	45.842	1:06.274	132.0	9:48:04.987
2		6:32.099	4:50.352	41.569	1:00.178	124.5	9:56:19.511	2		2:03.741	34.298	37.783	51.660	225.4	9:50:08.728
3		2:07.257	35.668	38.878	52.711	226.8	9:58:26.768	3		2:11.561 P	33.347	37.654	1:00.560	226.8	9:52:20.289
4		1:56.664	31.720	36.250	48.694	233.2	10:00:23.432	4		4:45.463	3:15.713	37.923	51.827	150.0	9:57:05.752
5		2:04.586	34.509	38.257	51.820	234.7	10:02:28.018	5		2:00.811	33.098	37.188	50.525	225.9	9:59:06.563
6		1:56.306	31.742	36.171	48.393	232.7	10:04:24.324	6		2:06.511	33.420	37.317	55.774	228.3	10:01:13.074
7		1:56.137	31.542	36.046	48.549	235.2	10:06:20.461	7		2:00.110	32.909	37.135	50.066	227.8	10:03:13.184
8		2:21.675 P	36.587	38.602	1:06.486	231.2	10:08:42.136	8		1:59.529	32.748	36.956	49.825	228.8	10:05:12.713
9		2:32.038 P	40.611	42.574	1:08.853	171.1	10:07:44.751	9		2:32.038 P	40.611	42.574	1:08.853	171.1	10:07:44.751

66 Enzo Richer Dallara F320 Spiess **212** Paolo Brajnik Dallara F320 Spiess
Rookie Team Motopark GC NV Racing

Lap	D	Time	Sector 1	Sector 2	Sector 3	T. Spd	Elapsed	Lap	D	Time	Sector 1	Sector 2	Sector 3	T. Spd	Elapsed
1		9:48:16.230	9:46:35.313	43.635	57.282	135.1	9:48:16.230	1		9:48:04.987	9:46:12.871	45.842	1:06.274	132.0	9:48:04.987
2		2:01.298	34.207	37.163	49.928	229.2	9:50:17.528	2		2:03.741	34.298	37.783	51.660	225.4	9:50:08.728
3		1:58.176	32.486	36.464	49.226	233.7	9:52:15.704	3		2:11.561 P	33.347	37.654	1:00.560	226.8	9:52:20.289
4		1:57.907	32.139	36.479	49.289	233.7	9:54:13.611	4		4:45.463	3:15.713	37.923	51.827	150.0	9:57:05.752
5		1:57.896	32.149	36.151	49.596	233.7	9:56:11.507	5		2:00.811	33.098	37.188	50.525	225.9	9:59:06.563
6		1:57.186	31.984	36.159	49.043	235.2	9:58:08.693	6		2:06.511	33.420	37.317	55.774	228.3	10:01:13.074
7		2:11.997	31.992	36.360	1:03.645	236.8	10:00:20.690	7		2:00.110	32.909	37.135	50.066	227.8	10:03:13.184
8		2:17.672	40.922	40.327	56.423	197.4	10:02:38.362	8		1:59.529	32.748	36.956	49.825	228.8	10:05:12.713
9		2:14.071	32.174	43.675	58.222	234.7	10:04:52.433	9		2:32.038 P	40.611	42.574	1:08.853	171.1	10:07:44.751
10		2:21.305 P	32.373	41.065	1:07.867	233.2	10:07:13.738	10		2:32.038 P	40.611	42.574	1:08.853	171.1	10:07:44.751



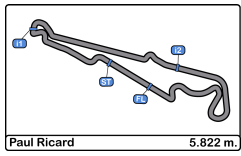


Paul Ricard
Euroformula Open
Qualifying
Best Sectors Results



Sector - 1			Sector - 2			Sector - 3			Ideal Lap vs Best Lap						
Clas	Nº	Driver	Time	Nº	Driver	Time	Nº	Driver	Time	Clas	Nº	Driver	Ideal Lap	Best Lap	Clas
1	84	Francesco Simonazzi	31.457	71	Brad Benavides	35.795	71	Brad Benavides	48.252	1	71	Brad Benavides	1:55.542	1:55.698	1
2	71	Brad Benavides	31.495	26	Jakob Bergmeister	35.980	11	Levente Revesz	48.262	2	26	Jakob Bergmeister	1:55.825	1:55.903	2
3	41	Fernando Barrichello	31.542	41	Fernando Barrichello	36.046	26	Jakob Bergmeister	48.271	3	84	Francesco Simonazzi	1:55.912	1:56.001	3
4	26	Jakob Bergmeister	31.574	11	Levente Revesz	36.130	84	Francesco Simonazzi	48.315	4	41	Fernando Barrichello	1:55.981	1:56.137	5
5	11	Levente Revesz	31.707	84	Francesco Simonazzi	36.140	41	Fernando Barrichello	48.393	5	11	Levente Revesz	1:56.099	1:56.099	4
6	66	Enzo Richer	31.984	66	Enzo Richer	36.151	66	Enzo Richer	49.043	6	66	Enzo Richer	1:57.178	1:57.186	6
7	212	Paolo Brajnik	32.748	212	Paolo Brajnik	36.956	212	Paolo Brajnik	49.825	7	212	Paolo Brajnik	1:59.529	1:59.529	7



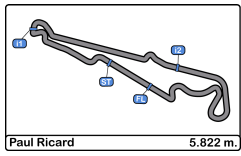


Paul Ricard
Euroformula Open
Qualifying
Best 5 Lap Times



Cls	N°	Driver	Nat	Cat	Cls	Team	Nat	Vehicle	Best 1		Best 2		Best 3		Best 4		Best 5		
									Time	Lap	Time	Lap	Time	Lap	Time	Lap	Time	Lap	
1	71	Brad Benavides		USA		Team Motopark		DEU	Dallara F320 Spiess	1:55.698	7	1:55.798	6	1:56.123	4	1:59.869	5	2:05.365	3
2	26	Jakob Bergmeister		DEU		Team Motopark		DEU	Dallara F320 Spiess	1:55.903	6	1:56.078	7	1:56.100	5	1:56.890	4	2:02.418	3
3	84	Francesco		ITA		BVM Racing		ITA	Dallara F320 Spiess	1:56.001	9	1:56.725	4	1:56.759	5	1:56.985	3	1:57.996	8
4	11	Levente Revesz		HUN		Team Motopark		DEU	Dallara F320 Spiess	1:56.099	7	1:56.217	5	1:57.146	4	2:04.742	6	2:07.422	3
5	41	Fernando Barrichello		BRA	R 1	Team Motopark		DEU	Dallara F320 Spiess	1:56.137	7	1:56.306	6	1:56.664	4	2:04.586	5	2:07.257	3
6	66	Enzo Richer		FRA	R 2	Team Motopark		DEU	Dallara F320 Spiess	1:57.186	6	1:57.896	5	1:57.907	4	1:58.176	3	2:01.298	2
7	212	Paolo Brajnik		SRB	GC 1	NV Racing		SRB	Dallara F320 Spiess	1:59.529	8	2:00.110	7	2:00.811	5	2:03.741	2	2:06.511	6





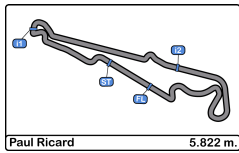
Paul Ricard
Euroformula Open
Qualifying
Best 5 Top Speeds



Paul Ricard 5.822 m.

Clas	Nº	Driver	Nat	Cat	Cls	Team	Nat	Vehicle	Top 1		Top 2		Top 3		Top 4		Top 5		Avg	
									Km/h	Lap	Km/h	Lap	Km/h	Lap	Km/h	Lap	Km/h	Lap		
1	66	Enzo Richer		FR	R	1	Team Motopark		Dallara F320 Spiess	236.8	7	235.2	6	234.7	9	233.7	3	233.7	4	234.8
2	71	Brad Benavides		USA			Team Motopark		Dallara F320 Spiess	235.8	7	235.2	5	235.2	6	233.7	4	220.8	3	232.2
3	41	Fernando Barrichello		BRA	R	2	Team Motopark		Dallara F320 Spiess	235.2	7	234.7	5	233.2	4	232.7	6	231.2	8	233.4
4	26	Jakob Bergmeister		DEU			Team Motopark		Dallara F320 Spiess	234.7	6	234.7	7	234.2	5	233.7	4	225.9	3	232.7
5	11	Levente Revesz		HUN			Team Motopark		Dallara F320 Spiess	234.2	8	233.7	6	233.7	7	232.2	4	230.7	5	232.9
6	84	Francesco Simonazzi		ITA			BVM Racing		Dallara F320 Spiess	231.2	4	231.2	6	231.2	9	230.7	3	230.7	5	231.0
7	212	Paolo Brajnik		HRV	GC	1	NV Racing		Dallara F320 Spiess	228.8	8	228.3	6	227.8	7	226.8	3	225.9	5	227.5



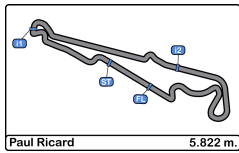


Paul Ricard
Euroformula Open
Qualifying
Fastest Laps Sequence



Lap	Time of Day	Session Time	N° Driver	Nat	Cat	Team	Nat	Vehicle	Time	Km/h
2	9:49:15.542	4:15.542	84 Francesco Simonazzi	ITA		BVM Racing	ITA	Dallara F320 Spiess	1:58.203	177.9
3	9:51:12.527	6:12.527	84 Francesco Simonazzi	ITA		BVM Racing	ITA	Dallara F320 Spiess	1:56.985	179.7
4	9:53:09.252	8:09.252	84 Francesco Simonazzi	ITA		BVM Racing	ITA	Dallara F320 Spiess	1:56.725	180.1
4	10:00:23.432	15:23.432	41 Fernando Barrichello	BRA	R	Team Motopark	DEU	Dallara F320 Spiess	1:56.664	180.2
4	10:00:33.843	15:33.843	71 Brad Benavides	USA		Team Motopark	DEU	Dallara F320 Spiess	1:56.123	181.1
5	10:01:59.941	16:59.941	26 Jakob Bergmeister	DEU		Team Motopark	DEU	Dallara F320 Spiess	1:56.100	181.1
6	10:03:55.844	18:55.844	26 Jakob Bergmeister	DEU		Team Motopark	DEU	Dallara F320 Spiess	1:55.903	181.4
6	10:04:29.510	19:29.510	71 Brad Benavides	USA		Team Motopark	DEU	Dallara F320 Spiess	1:55.798	181.6
7	10:06:25.208	21:25.208	71 Brad Benavides	USA		Team Motopark	DEU	Dallara F320 Spiess	1:55.698	181.7





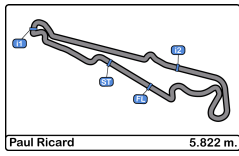
Paul Ricard 5.822 m.

Paul Ricard
Euroformula Open
Qualifying
Event Best Maximum Speed



N°	Driver	Nat	Cat	Clas	Team	Nat	Vehicle	Km/h	Session
66	Enzo Richer		R	1	Team Motopark		Dallara F320 Spiess	236.8	Qualifying
71	Brad Benavides				Team Motopark		Dallara F320 Spiess	235.8	Qualifying
41	Fernando Barrichello		R	2	Team Motopark		Dallara F320 Spiess	235.2	Qualifying
11	Levente Revesz				Team Motopark		Dallara F320 Spiess	234.7	Free Practice - 2
26	Jakob Bergmeister				Team Motopark		Dallara F320 Spiess	234.7	Qualifying
84	Francesco Simonazzi				BVM Racing		Dallara F320 Spiess	231.2	Qualifying
212	Paolo Brajnik		GC	1	NV Racing		Dallara F320 Spiess	228.8	Qualifying





Paul Ricard
Euroformula Open
Qualifying
Pit Stop Analysis



11 Levente Revesz Dallara F320 Spiess

Team Motopark

N°	In Day Time	In Time	Out Time	Pit Time	T. Pit Time	Handicap	Diff.
1	9:48:05.536	9:48:05.536	9:53:57.977	5:52.441	5:52.441		

26 Jakob Bergmeister Dallara F320 Spiess

Team Motopark

N°	In Day Time	In Time	Out Time	Pit Time	T. Pit Time	Handicap	Diff.
1	9:48:02.154	9:48:02.154	9:53:50.009	5:47.855	5:47.855		

41 Fernando Barrichello Dallara F320 Spiess

Rookie

Team Motopark

N°	In Day Time	In Time	Out Time	Pit Time	T. Pit Time	Handicap	Diff.
1	9:49:37.049	9:49:37.049	9:53:57.107	4:20.058	4:20.058		

71 Brad Benavides Dallara F320 Spiess

Team Motopark

N°	In Day Time	In Time	Out Time	Pit Time	T. Pit Time	Handicap	Diff.
1	9:50:52.873	9:50:52.873	9:54:20.958	3:28.085	3:28.085		

84 Francesco Simonazzi Dallara F320 Spiess

BVM Racing

N°	In Day Time	In Time	Out Time	Pit Time	T. Pit Time	Handicap	Diff.
1	9:57:03.021	9:57:03.021	9:59:37.256	2:34.235	2:34.235		

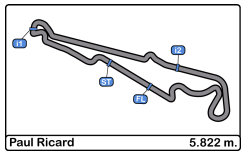
212 Paolo Brajnik Dallara F320 Spiess

GC

NV Racing

N°	In Day Time	In Time	Out Time	Pit Time	T. Pit Time	Handicap	Diff.
1	9:52:11.232	9:52:11.232	9:55:02.658	2:51.426	2:51.426		

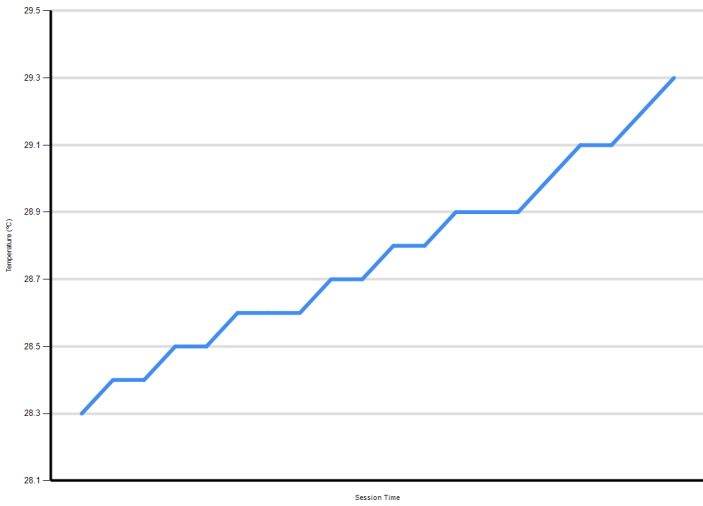




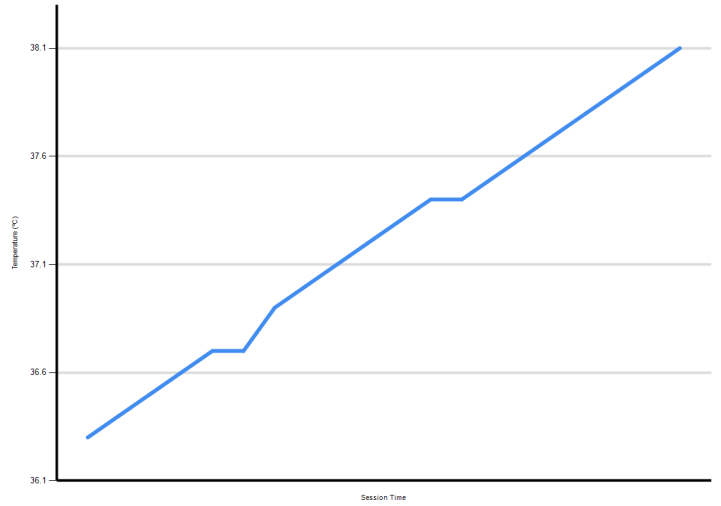
Paul Ricard
Euroformula Open
Qualifying
Weather Report



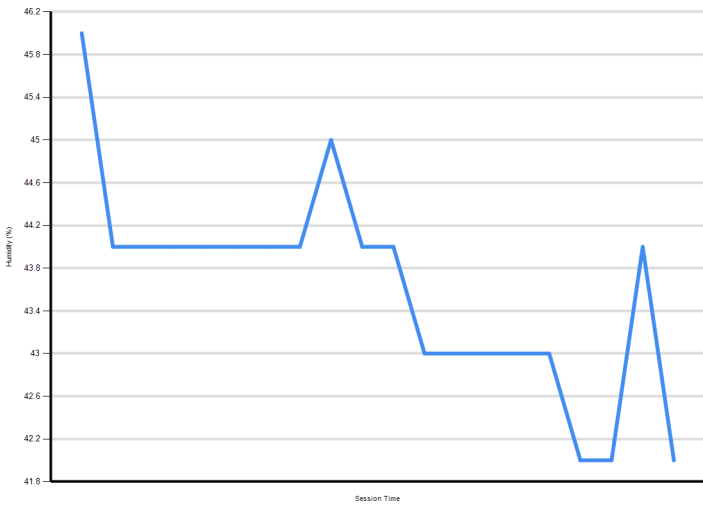
Air Temperature



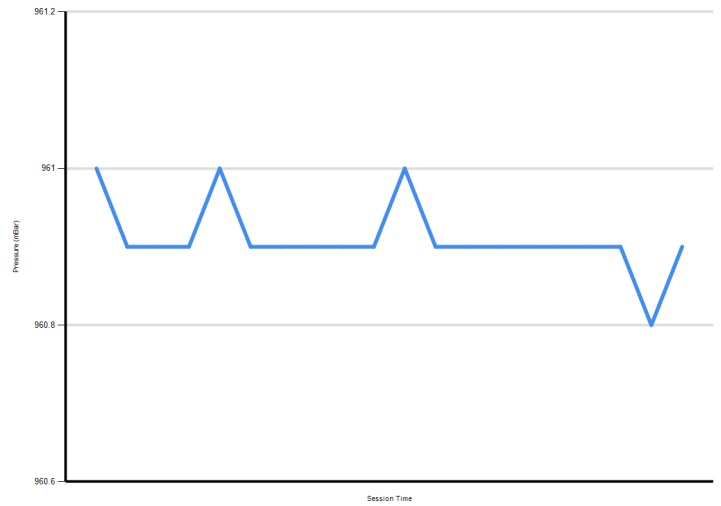
Track Temperature



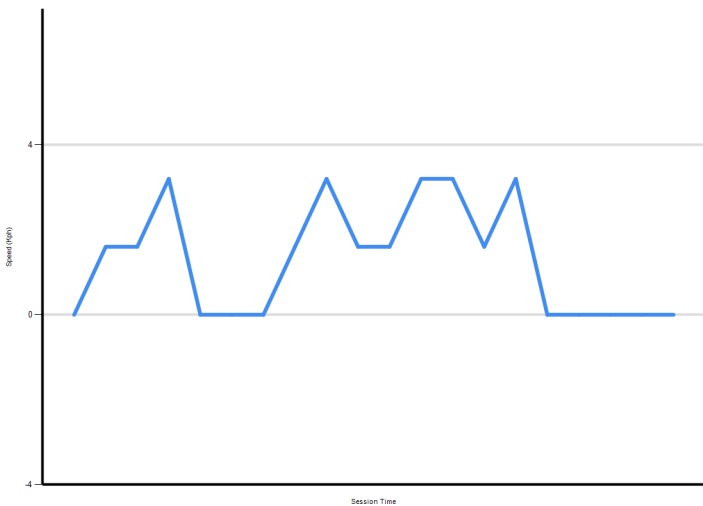
Humidity



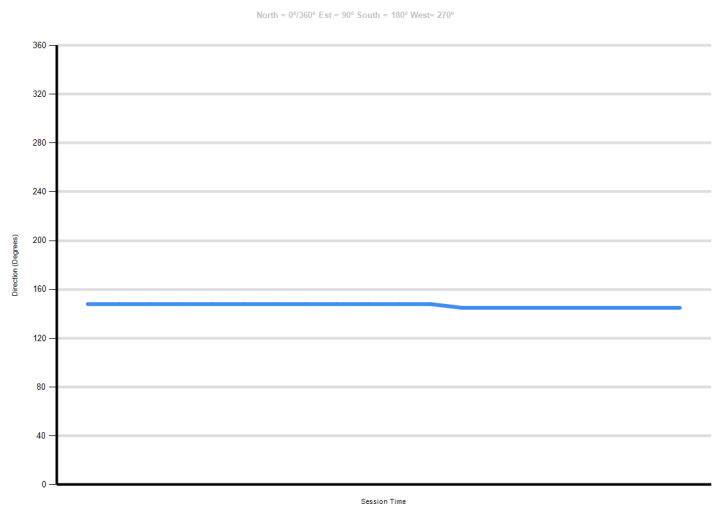
Pressure



Wind Speed



Wind direction



North = 0°/360° East = 90° South = 180° West = 270°

