

**Paul Ricard**  
**Euroformula Open**  
**Race - 1**  
**Provisional Results**



Clas	Nº	Driver	Nat	Cat	Clas	Team	Nat	Vehicle	Laps	Total Time	Gap	Interval	Km/h	Best	Time	Km/h		
1	26	Jakob Bergmeister		DEU		Team Motopark		DEU	Dallara F320 Spiess	15	29:36.576			177.5	11	1:57.686	178.7	
2	11	Levente Revesz		HUN		Team Motopark		DEU	Dallara F320 Spiess	15	29:37.636	1.060	1.060	177.4	10	1:57.812	178.5	
3	71	Brad Benavides		USA		Team Motopark		DEU	Dallara F320 Spiess	15	29:38.781	2.205	1.145	177.3	10	1:57.528	178.9	
4	41	Fernando Barrichello		BRA	R	1	Team Motopark		DEU	Dallara F320 Spiess	15	29:41.526	4.950	2.745	177.0	12	1:57.729	178.6
5	84	Francesco Simonazzi		ITA		BVM Racing		ITA	Dallara F320 Spiess	15	29:49.586	13.010	8.060	176.2	4	1:58.231	177.8	
6	212	Paolo Brajnik		SRB	GC	1	NV Racing		SRB	Dallara F320 Spiess	15	30:56.398	1:19.822	1:06.812	169.9	2	2:01.288	173.3
<b>Not classified: (Requirements: 75% of number laps of leader = 12 Laps)</b>																		
	66	Enzo Richer		LUX	R		Team Motopark		DEU	Dallara F320 Spiess	5	10:02.869	10 Laps	10 Laps	174.4	5	1:58.968	176.7

Fastest lap Brad Benavides in 1:57.528 at 178.9 Km/h in lap 10

Published at:.....

Track Temp: **52.8 °C** Air Temp: **30.3 °C** Humidity: **47 %** Track Status: **DRY**

**Race Director:**

Neus Santamaría Sanromà

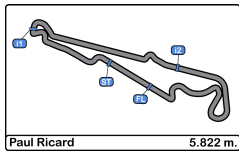
DPB-0825-ESP/CAT

**Timekeeper:**

Luis Garcia

JOB-2654-ESP/M





**Paul Ricard**  
**Euroformula Open**  
**Race - 1**  
**Provisional Results by Category**



Rookie																
Clas	Nº	Driver	Nat	Cat	Clas	Team	Nat	Vehicle	Laps	Total Time	Gap	Interval	Km/h	Best	Time	Km/h
1	41	Fernando Barrichello		R	1	Team Motopark		Dallara F320 Spiess	15	29:41.526			177.0	12	1:57.729	178.6

**Not classified: (Requirements: 75% of number laps of leader = 12 Laps)**

66	Enzo Richer		R	2	Team Motopark		Dallara F320 Spiess	5	10:02.869	10 Laps	10 Laps	174.4	5	1:58.968	176.7
----	-------------	--	---	---	---------------	--	---------------------	---	-----------	---------	---------	-------	---	----------	-------

GC																
Clas	Nº	Driver	Nat	Cat	Clas	Team	Nat	Vehicle	Laps	Total Time	Gap	Interval	Km/h	Best	Time	Km/h
1	212	Paolo Brajnik		GC	1	NV Racing		Dallara F320 Spiess	15	30:56.398			169.9	2	2:01.288	173.3

Clas	Nº	Driver	Nat	Cat	Clas	Team	Nat	Vehicle	Laps	Total Time	Gap	Interval	Km/h	Best	Time	Km/h
1	26	Jakob Bergmeister				Team Motopark		Dallara F320 Spiess	15	29:36.576			177.5	11	1:57.686	178.7
2	11	Levente Revesz				Team Motopark		Dallara F320 Spiess	15	29:37.636	1.060	1.060	177.4	10	1:57.812	178.5
3	71	Brad Benavides				Team Motopark		Dallara F320 Spiess	15	29:38.781	2.205	1.145	177.3	10	1:57.528	178.9
4	84	Francesco Simonazzi				BVM Racing		Dallara F320 Spiess	15	29:49.586	13.010	10.805	176.2	4	1:58.231	177.8

Fastest lap Brad Benavides in 1:57.528 at 178.9 Km/h in lap 10

Published at:.....

Track Temp: 52.8 °C Air Temp: 30.3 °C Humidity: 47 % Track Status: DRY

**Race Director:**

Neus Santamaría Sanromà

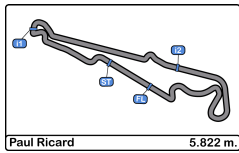
DPB-0825-ESP/CAT

**Timekeeper:**

Luis Garcia

JOB-2654-ESP/M





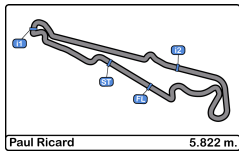
**Paul Ricard**  
**Euroformula Open**  
**Race - 1**



**Provisional Classification by Driver Fastest Lap**

Cl	N°	Entrant/Team	Nat	Vehicle	Driver	Nat	Cat	Cl	Laps	Best	Time	Gap	Interval	Km/h
1	71	Team Motopark	DEU	Dallara F320 Spiess	Brad Benavides	USA			15	10	<b>1:57.528</b>			178.9
2	26	Team Motopark	DEU	Dallara F320 Spiess	Jakob Bergmeister	DEU			15	11	<b>1:57.686</b>	0.158	0.158	178.7
3	41	Team Motopark	DEU	Dallara F320 Spiess	Fernando Barrichello	BRA	R	1	15	12	<b>1:57.729</b>	0.201	0.043	178.6
4	11	Team Motopark	DEU	Dallara F320 Spiess	Levente Revesz	HUN			15	10	<b>1:57.812</b>	0.284	0.083	178.5
5	84	BVM Racing	ITA	Dallara F320 Spiess	Francesco Simonazzi	ITA			15	4	<b>1:58.231</b>	0.703	0.419	177.8
6	66	Team Motopark	DEU	Dallara F320 Spiess	Enzo Richer	LUX	R	2	5	5	<b>1:58.968</b>	1.440	0.737	176.7
7	212	NV Racing	SRB	Dallara F320 Spiess	Paolo Brajnik	SRB	GC	1	15	2	<b>2:01.288</b>	3.760	2.320	173.3





**Paul Ricard**  
Euroformula Open  
Race - 1

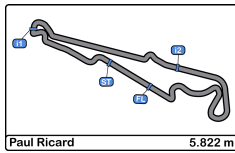


**Distance and Speed Average**

Paul Ricard 5.822 m.

Clas	Nº	Driver	Nat	Cat	Clas	Team	Nat	Vehicle	Laps	Distance	Total Time	Km/h	
1	26	Jakob Bergmeister		DEU		Team Motopark		Dallara F320 Spiess	15	87.63	29:36.576	177.5	
2	11	Levente Revesz		HUN		Team Motopark		Dallara F320 Spiess	15	87.63	29:37.636	177.4	
3	71	Brad Benavides		USA		Team Motopark		Dallara F320 Spiess	15	87.63	29:38.781	177.3	
4	41	Fernando Barrichello		BRA	R	1	Team Motopark		Dallara F320 Spiess	15	87.63	29:41.526	177.0
5	84	Francesco Simonazzi		ITA		BVM Racing		Dallara F320 Spiess	15	87.63	29:49.586	176.2	
6	212	Paolo Brajnik		SRB	GC	1	NV Racing		Dallara F320 Spiess	15	87.63	30:56.398	169.9
7	66	Enzo Richer		LUX	R	2	Team Motopark		Dallara F320 Spiess	5	29.21	10:02.869	174.4





**Paul Ricard**  
Euroformula Open  
Race - 1  
**Lap Analysis**



**11** Levente Revesz Dallara F320 Spiess **66** Enzo Richer Dallara F320 Spiess

Team Motopark							Rookie						Team Motopark										
Lap	D	Time	Sector 1	Sector 2	Sector 3	T. Spd	Elapsed	Lap	D	Time	Sector 1	Sector 2	Sector 3	T. Spd	Elapsed	Lap	D	Time	Sector 1	Sector 2	Sector 3	T. Spd	Elapsed
1		2:03.725	36.733	37.018	49.974	193.8	2:03.725	1		2:05.862	38.436	37.447	49.979	195.6	2:05.862								
2		1:58.828	32.465	36.743	49.620	239.4	4:02.553	2		1:59.444	32.614	36.804	50.026	236.8	4:05.306								
3		1:58.140	32.166	36.693	49.281	233.2	6:00.693	3		1:59.392	32.791	36.857	49.744	234.7	6:04.698								
4		1:57.887	32.079	36.698	49.110	233.7	7:58.580	4		1:59.203	32.705	36.887	49.611	234.7	8:03.901								
5		1:57.897	32.131	36.615	49.151	234.2	9:56.477	5		1:58.968	32.517	36.847	49.604	235.8	10:02.869								
6		1:58.181	32.204	36.636	49.341	233.2	11:54.658	6			32.381			234.7									
7		1:58.202	32.134	36.750	49.318	233.7	13:52.860																
8		1:58.291	32.328	36.662	49.301	234.7	15:51.151																
9		1:58.001	32.173	36.526	49.302	234.7	17:49.152																
10		1:57.812	32.096	36.539	49.177	233.2	19:46.964																
11		1:57.826	32.114	36.631	49.081	234.7	21:44.790	1		2:05.135	39.278	36.714	49.143	185.2	2:05.135								
12		1:58.049	32.164	36.636	49.249	234.2	23:42.839	2		1:58.622	32.401	36.515	49.706	235.2	4:03.757								
13		1:58.127	32.236	36.581	49.310	233.7	25:40.966	3		1:58.913	32.550	36.607	49.756	239.4	6:02.670								
14		1:58.315	32.264	36.767	49.284	234.7	27:39.281	4		1:58.357	32.316	36.529	49.512	238.9	8:01.027								
15		1:58.355	32.276	36.664	49.415	234.2	29:37.636	5		1:57.929	32.174	36.510	49.245	236.8	9:58.956								

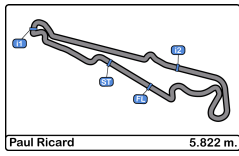
**26** Jakob Bergmeister Dallara F320 Spiess **71** Brad Benavides Dallara F320 Spiess

Team Motopark							Rookie						Team Motopark										
Lap	D	Time	Sector 1	Sector 2	Sector 3	T. Spd	Elapsed	Lap	D	Time	Sector 1	Sector 2	Sector 3	T. Spd	Elapsed	Lap	D	Time	Sector 1	Sector 2	Sector 3	T. Spd	Elapsed
1		2:02.582	36.131	37.182	49.269	190.8	2:02.582	6		1:58.463	32.188	36.480	49.795	236.8	11:57.419								
2		1:57.919	32.112	36.685	49.122	232.7	4:00.501	7		1:59.144	32.777	37.021	49.346	241.6	13:56.563								
3		1:57.946	32.078	36.654	49.214	232.7	5:58.447	8		1:57.763	32.175	36.434	49.154	234.2	15:54.326								
4		1:57.952	32.157	36.674	49.121	233.7	7:56.399	9		1:57.825	32.225	36.502	49.098	234.2	17:52.151								
5		1:58.275	32.202	36.609	49.464	234.2	9:54.674	10		1:57.528	32.053	36.504	48.971	233.7	19:49.679								
6		1:58.389	32.219	36.748	49.422	232.2	11:53.063	11		1:57.854	32.065	36.582	49.207	234.2	21:47.533								
7		1:58.049	32.211	36.695	49.143	233.2	13:51.112	12		1:57.719	32.103	36.487	49.129	233.7	23:45.252								
8		1:58.091	32.207	36.672	49.212	233.7	15:49.203	13		1:57.685	32.017	36.462	49.206	234.7	25:42.937								
9		1:58.116	32.189	36.617	49.310	233.2	17:47.319	14		1:57.900	32.093	36.634	49.173	234.2	27:40.837								
10		1:58.123	32.120	36.674	49.329	233.2	19:45.442	15		1:57.944	32.273	36.518	49.153	234.7	29:38.781								
11		1:57.686	31.975	36.615	49.096	233.7	21:43.128																
12		1:58.095	32.118	36.633	49.344	233.2	23:41.223																
13		1:58.223	32.189	36.680	49.354	233.2	25:39.446																
14		1:58.308	32.192	36.679	49.437	233.2	27:37.754																
15		1:58.822	32.424	36.751	49.647	232.7	29:36.576																

**41** Fernando Barrichello Dallara F320 Spiess **84** Francesco Simonazzi Dallara F320 Spiess

Rookie							Team Motopark						BVM Racing										
Lap	D	Time	Sector 1	Sector 2	Sector 3	T. Spd	Elapsed	Lap	D	Time	Sector 1	Sector 2	Sector 3	T. Spd	Elapsed	Lap	D	Time	Sector 1	Sector 2	Sector 3	T. Spd	Elapsed
1		2:04.321	37.121	37.197	50.003	195.2	2:04.321	1		2:03.389	36.389	36.981	50.019	193.2	2:03.389								
2		1:59.148	32.500	36.646	50.002	236.8	4:03.469	2		1:59.565	32.633	36.794	50.138	232.7	4:02.954								
3		1:58.815	32.461	36.794	49.560	236.8	6:02.284	3		1:58.836	32.597	36.672	49.567	235.2	6:01.790								
4		1:58.965	32.256	36.655	50.054	238.9	8:01.249	4		1:58.231	32.123	36.611	49.497	232.2	8:00.021								
5		1:58.646	32.578	36.681	49.387	229.2	9:59.895	5		1:58.354	32.196	36.692	49.466	232.2	9:58.375								
6		1:58.695	32.327	36.749	49.619	235.2	11:58.590	6		1:58.775	32.278	36.717	49.780	230.2	11:57.150								
7		1:58.755	32.425	36.657	49.673	235.2	13:57.345	7		2:00.726	32.770	37.233	50.723	230.7	13:57.876								
8		1:58.064	32.178	36.528	49.358	236.3	15:55.409	8		1:58.587	32.424	36.621	49.542	234.2	15:56.463								
9		1:58.083	32.130	36.533	49.420	235.8	17:53.492	9		1:58.708	32.303	36.657	49.748	233.7	17:55.171								
10		1:58.326	32.230	36.636	49.460	234.7	19:51.818	10		1:58.606	32.301	36.813	49.492	230.7	19:53.777								
11		1:58.185	32.051	36.697	49.437	235.2	21:50.003	11		1:58.506	32.277	36.663	49.566	232.2	21:52.283								
12		1:57.729	32.084	36.483	49.162	233.7	23:47.732	12		1:58.736	32.345	36.709	49.682	231.2	23:51.019								
13		1:57.805	31.981	36.481	49.343	235.2	25:45.537	13		1:59.289	32.366	36.798	50.125	230.7	25:50.308								
14		1:58.028	32.064	36.664	49.300	235.2	27:43.565	14		1:59.408	32.852	36.866	49.690	231.2	27:49.716								
15		1:57.961	32.049	36.530	49.382	234.7	29:41.526	15		1:59.870	32.837	37.060	49.973	229.7	29:49.586								





**Paul Ricard**  
**Euroformula Open**  
**Race - 1**  
**Lap Analysis**



212

Paolo Brajnik

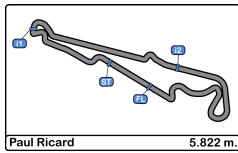
Dallara F320 Spiess

GC

NV Racing

Lap	D	Time	Sector 1	Sector 2	Sector 3	T. Spd	Elapsed
1		2:07.499	38.635	38.024	50.840	193.2	2:07.499
2		2:01.288	33.073	37.250	50.965	228.8	4:08.787
3		2:02.563	33.712	37.413	51.438	227.8	6:11.350
4		2:04.038	34.609	37.725	51.704	226.8	8:15.388
5		2:02.512	33.619	37.816	51.077	226.8	10:17.900
6		2:03.447	33.528	38.481	51.438	226.4	12:21.347
7		2:02.491	33.697	37.685	51.109	226.4	14:23.838
8		2:02.734	33.883	37.653	51.198	227.3	16:26.572
9		2:03.354	33.941	37.683	51.730	226.4	18:29.926
10		2:05.991	34.732	39.698	51.561	225.0	20:35.917
11		2:03.977	34.379	37.946	51.652	226.8	22:39.894
12		2:03.000	34.025	37.853	51.122	225.9	24:42.894
13		2:04.161	33.839	38.680	51.642	226.4	26:47.055
14		2:04.390	34.285	37.996	52.109	225.9	28:51.445
15		2:04.953	34.487	38.652	51.814	225.4	30:56.398





**Paul Ricard**  
Euroformula Open  
Race - 1



**Analysis by Lap**

Num	Lap Time	Gap
-----	----------	-----

**Lap 1**

26	2:02.582	
84	2:03.389	00.807
11	2:03.725	01.143
41	2:04.321	01.739
71	2:05.135	02.553
66	2:05.862	03.280
212	2:07.499	04.917

Num	Lap Time	Gap
-----	----------	-----

**Lap 2**

26	1:57.919	
11	1:58.828	02.052
84	1:59.565	02.453
41	1:59.148	02.968
71	1:58.622	03.256
66	1:59.444	04.805
212	2:01.288	08.286

Num	Lap Time	Gap
-----	----------	-----

**Lap 3**

26	1:57.946	
11	1:58.140	02.246
84	1:58.836	03.343
41	1:58.815	03.837
71	1:58.913	04.223
66	1:59.392	06.251
212	2:02.563	12.903

Num	Lap Time	Gap
-----	----------	-----

**Lap 4**

26	1:57.952	
11	1:57.887	02.181
84	1:58.231	03.622
71	1:58.357	04.628
41	1:58.965	04.850
66	1:59.203	07.502
212	2:04.038	18.989

Num	Lap Time	Gap
-----	----------	-----

**Lap 5**

26	1:58.275	
11	1:57.897	01.803
84	1:58.354	03.701
71	1:57.929	04.282
41	1:58.646	05.221
66	1:58.968	08.195
212	2:02.512	23.226

Num	Lap Time	Gap
-----	----------	-----

**Lap 6**

26	1:58.389	
11	1:58.181	01.595
84	1:58.775	04.087
71	1:58.463	04.356
41	1:58.695	05.527
212	2:03.447	28.284

Num	Lap Time	Gap
-----	----------	-----

**Lap 7**

26	1:58.049	
----	----------	--

Num	Lap Time	Gap
-----	----------	-----

**Lap 8**

11	1:58.202	01.748
71	1:59.144	05.451
41	1:58.755	06.233
84	2:00.726	06.764
212	2:02.491	32.726

Num	Lap Time	Gap
-----	----------	-----

**Lap 9**

26	1:58.091	
11	1:58.291	01.948
71	1:57.763	05.123
41	1:58.064	06.206
84	1:58.587	07.260
212	2:02.734	37.369

Num	Lap Time	Gap
-----	----------	-----

**Lap 10**

26	1:58.116	
11	1:58.001	01.833
71	1:57.825	04.832
41	1:58.083	06.173
84	1:58.708	07.852
212	2:03.354	42.607

Num	Lap Time	Gap
-----	----------	-----

**Lap 11**

26	1:58.123	
11	1:57.812	01.522
71	1:57.528	04.237
41	1:58.326	06.376
84	1:58.606	08.335
212	2:05.991	50.475

Num	Lap Time	Gap
-----	----------	-----

**Lap 12**

26	1:57.686	
11	1:57.826	01.662
71	1:57.854	04.405
41	1:58.185	06.875
84	1:58.506	09.155
212	2:03.977	56.766

Num	Lap Time	Gap
-----	----------	-----

**Lap 13**

26	1:58.095	
11	1:58.049	01.616
71	1:57.719	04.029
41	1:57.729	06.509
84	1:58.736	09.796
212	2:03.000	1:01.671

Num	Lap Time	Gap
-----	----------	-----

**Lap 14**

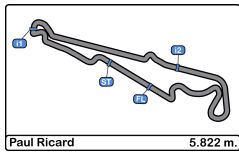
26	1:58.308	
11	1:58.315	01.527
71	1:57.900	03.083
41	1:58.028	05.811
84	1:59.408	11.962
212	2:04.390	1:13.691

Num	Lap Time	Gap
-----	----------	-----

**Lap 15**

26	1:58.822	
11	1:58.355	01.060
71	1:57.944	02.205
41	1:57.961	04.950
84	1:59.870	13.010
212	2:04.953	1:19.822





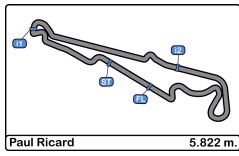
**Paul Ricard**  
**Euroformula Open**  
**Race - 1**  
**Best Sectors Results**



Sector - 1			Sector - 2			Sector - 3			Ideal Lap vs Best Lap						
Clas	Nº	Driver	Time	Nº	Driver	Time	Nº	Driver	Time	Clas	Nº	Driver	Ideal Lap	Best Lap	Clas
1	26	Jakob Bergmeister	31.975	71	Brad Benavides	36.434	71	Brad Benavides	48.971	1	71	Brad Benavides	1:57.422	1:57.528	1
2	41	Fernando Barrichello	31.981	41	Fernando Barrichello	36.481	11	Levente Revesz	49.081	2	41	Fernando Barrichello	1:57.624	1:57.729	3
3	71	Brad Benavides	32.017	11	Levente Revesz	36.526	26	Jakob Bergmeister	49.096	3	26	Jakob Bergmeister	1:57.680	1:57.686	2
4	11	Levente Revesz	32.079	26	Jakob Bergmeister	36.609	41	Fernando Barrichello	49.162	4	11	Levente Revesz	1:57.686	1:57.812	4
5	84	Francesco Simonazzi	32.123	84	Francesco Simonazzi	36.611	84	Francesco Simonazzi	49.466	5	84	Francesco Simonazzi	1:58.200	1:58.231	5
6	66	Enzo Richer	32.381	66	Enzo Richer	36.804	66	Enzo Richer	49.604	6	66	Enzo Richer	1:58.789	1:58.968	6
7	212	Paolo Brajnik	33.073	212	Paolo Brajnik	37.250	212	Paolo Brajnik	50.840	7	212	Paolo Brajnik	2:01.163	2:01.288	7





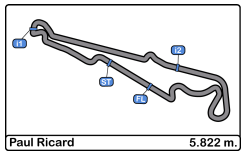


**Paul Ricard**  
**Euroformula Open**  
**Race - 1**  
**Leader Sequence**



N°	Driver	Nat	Cat	Clas	Team	Nat	Vehicle	Start Lap	End Lap	Laps	Total Laps
26	Jakob Bergmeister	DEU			Team Motopark	DEU	Dallara F320 Spiess	1	15	15	15



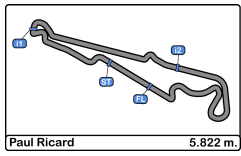


**Paul Ricard**  
**Euroformula Open**  
**Race - 1**  
**Best 5 Lap Times**



Cls	N°	Driver	Nat	Cat	Cls	Team	Nat	Vehicle	Best 1		Best 2		Best 3		Best 4		Best 5	
									Time	Lap	Time	Lap	Time	Lap	Time	Lap	Time	Lap
1	71	Brad Benavides				Team Motopark		Dallara F320 Spiess	1:57.528	10	1:57.685	13	1:57.719	12	1:57.763	8	1:57.825	9
2	26	Jakob Bergmeister				Team Motopark		Dallara F320 Spiess	1:57.686	11	1:57.919	2	1:57.946	3	1:57.952	4	1:58.049	7
3	41	Fernando Barrichello		R	1	Team Motopark		Dallara F320 Spiess	1:57.729	12	1:57.805	13	1:57.961	15	1:58.028	14	1:58.064	8
4	11	Levente Revesz				Team Motopark		Dallara F320 Spiess	1:57.812	10	1:57.826	11	1:57.887	4	1:57.897	5	1:58.001	9
5	84	Francesco				BVM Racing		Dallara F320 Spiess	1:58.231	4	1:58.354	5	1:58.506	11	1:58.587	8	1:58.606	10
6	66	Enzo Richer		R	2	Team Motopark		Dallara F320 Spiess	1:58.968	5	1:59.203	4	1:59.392	3	1:59.444	2	2:05.862	1
7	212	Paolo Brajnik		GC	1	NV Racing		Dallara F320 Spiess	2:01.288	2	2:02.491	7	2:02.512	5	2:02.563	3	2:02.734	8



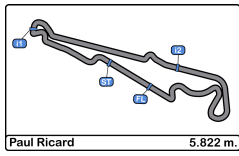


**Paul Ricard**  
**Euroformula Open**  
**Race - 1**  
**Best 5 Top Speeds**



Clas	N°	Driver	Nat	Cat	Cls	Team	Nat	Vehicle	Top 1		Top 2		Top 3		Top 4		Top 5		Avg
									Km/h	Lap	Km/h	Lap	Km/h	Lap	Km/h	Lap	Km/h	Lap	
1	71	Brad Benavides				Team Motopark		Dallara F320 Spiess	241.6	7	239.4	3	238.9	4	236.8	5	236.8	6	238.7
2	11	Levente Revesz				Team Motopark		Dallara F320 Spiess	239.4	2	234.7	8	234.7	9	234.7	11	234.7	14	235.7
3	41	Fernando Barrichello		R	1	Team Motopark		Dallara F320 Spiess	238.9	4	236.8	2	236.8	3	236.3	8	235.8	9	236.9
4	66	Enzo Richer		R	2	Team Motopark		Dallara F320 Spiess	236.8	2	235.8	5	234.7	3	234.7	4	234.7	6	235.3
5	84	Francesco Simonazzi				BVM Racing		Dallara F320 Spiess	235.2	3	234.2	8	233.7	9	232.7	2	232.2	4	233.6
6	26	Jakob Bergmeister				Team Motopark		Dallara F320 Spiess	234.2	5	233.7	4	233.7	8	233.7	11	233.2	7	233.7
7	212	Paolo Brajnik		GC	1	NV Racing		Dallara F320 Spiess	228.8	2	227.8	3	227.3	8	226.8	4	226.8	5	227.5



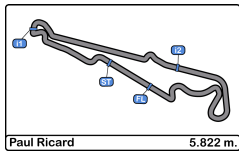


**Paul Ricard**  
**Euroformula Open**  
**Race - 1**  
**Fastest Laps Sequence**



Lap	Time of Day	Session Time	N° Driver	Nat	Cat	Team	Nat	Vehicle	Time	Km/h
2	14:12:21.132	4:00.132	26 Jakob Bergmeister		DEU	Team Motopark		DEU Dallara F320 Spiess	1:57.919	178.3
4	14:16:19.211	7:58.211	11 Levente Revesz		HUN	Team Motopark		DEU Dallara F320 Spiess	1:57.887	178.4
8	14:24:14.957	15:53.957	71 Brad Benavides		USA	Team Motopark		DEU Dallara F320 Spiess	1:57.763	178.5
10	14:28:10.310	19:49.310	71 Brad Benavides		USA	Team Motopark		DEU Dallara F320 Spiess	1:57.528	178.9



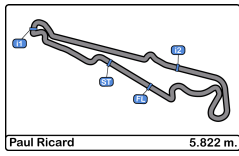


**Paul Ricard**  
**Euroformula Open**  
**Race - 1**  
**Event Best Maximum Speed**



N°	Driver	Nat	Cat	Clas	Team	Nat	Vehicle	Km/h	Session
71	Brad Benavides	USA			Team Motopark	DEU	Dallara F320 Spiess	241.6	Race - 1
11	Levente Revesz	HUN			Team Motopark	DEU	Dallara F320 Spiess	239.4	Race - 1
41	Fernando Barrichello	BRA	R	1	Team Motopark	DEU	Dallara F320 Spiess	238.9	Race - 1
66	Enzo Richer	LUX	R	2	Team Motopark	DEU	Dallara F320 Spiess	236.8	Qualifying
84	Francesco Simonazzi	ITA			BVM Racing	ITA	Dallara F320 Spiess	235.2	Race - 1
26	Jakob Bergmeister	DEU			Team Motopark	DEU	Dallara F320 Spiess	234.7	Qualifying
212	Paolo Brajnik	SRB	GC	1	NV Racing	SRB	Dallara F320 Spiess	228.8	Race - 1





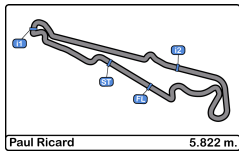
**Paul Ricard**  
**Euroformula Open**  
**Race - 1**  
**Lap Chart**




**LAP**

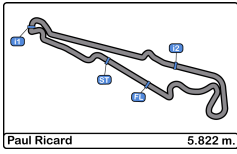
Nr	Pos	Grid	1	2	3	4	5	6	7	8	9	10	11	12	13	14	15
71	1	71	26	26	26	26	26	26	26	26	26	26	26	26	26	26	26
26	2	26	84	11	11	11	11	11	11	11	11	11	11	11	11	11	11
84	3	84	11	84	84	84	84	84	71	71	71	71	71	71	71	71	71
11	4	11	41	41	41	71	71	71	41	41	41	41	41	41	41	41	41
41	5	41	71	71	71	41	41	41	84	84	84	84	84	84	84	84	84
66	6	66	66	66	66	66	66	212	212	212	212	212	212	212	212	212	212
212	7	212	212	212	212	212	212										





**Paul Ricard**  
**Euroformula Open**  
**Race - 1**  
**Graphic Lap Chart**





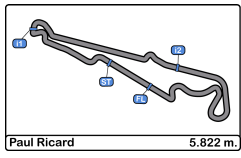
**Paul Ricard**  
**Euroformula Open**  
**Race - 1**  
**Pit Stop Analysis**



Or d.	Nr.	In Day	Time	Team	Nat	Driver 1	Nat	Driver 2	Nat	Vehicle	Cat	In Time	Stop N°	Pit Time	Handicap	Diff.
----------	-----	--------	------	------	-----	----------	-----	----------	-----	---------	-----	---------	---------	----------	----------	-------



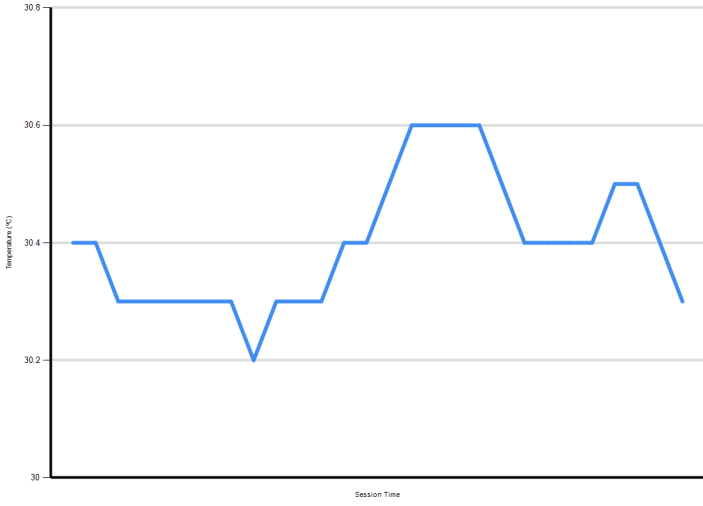




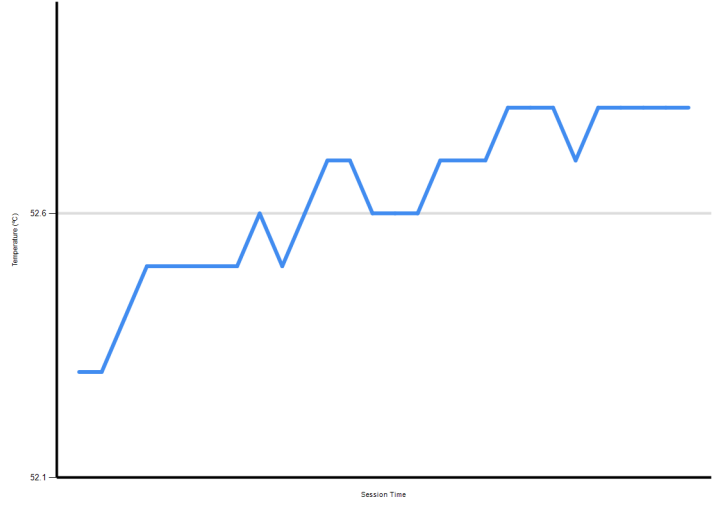
**Paul Ricard**  
**Euroformula Open**  
**Race - 1**  
**Weather Report**



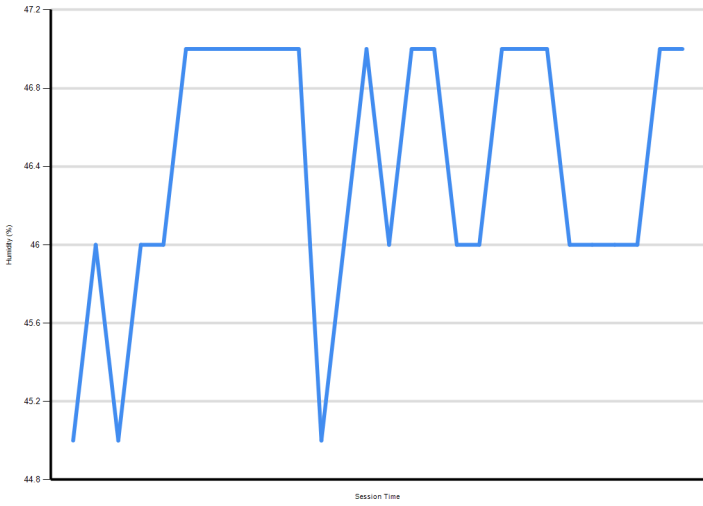
Air Temperature



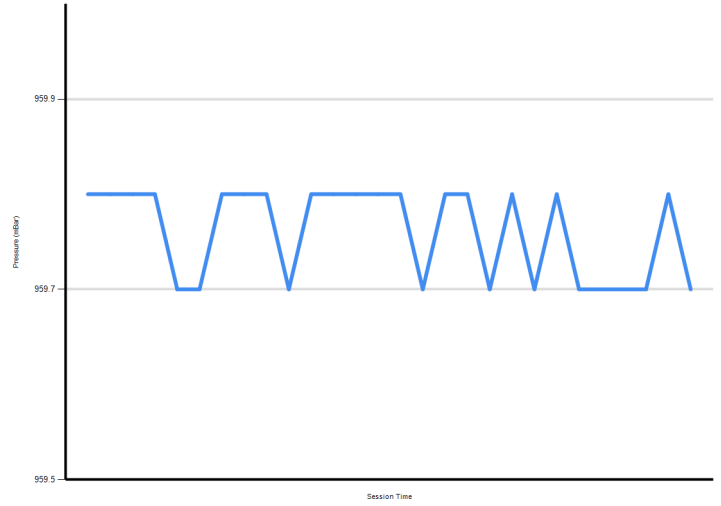
Track Temperature



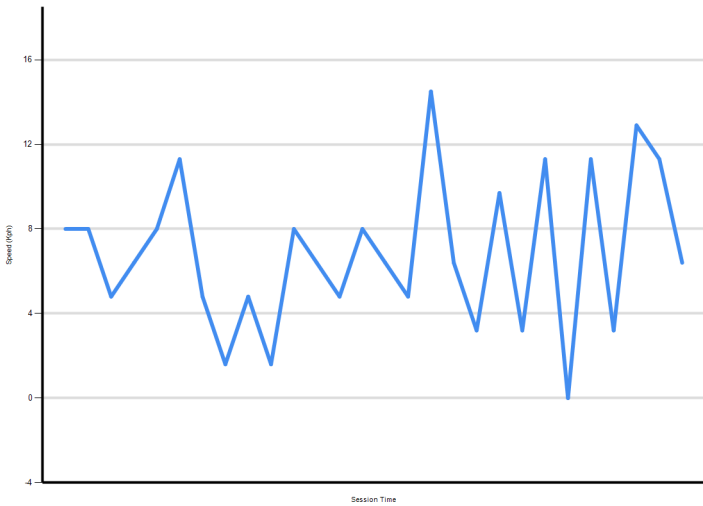
Humidity



Pressure



Wind Speed



Wind direction

