



Paul Ricard
Euroformula Open
Race - 2
Provisional Results



Clas	Nº	Driver	Nat	Cat	Clas	Team	Nat	Vehicle	Laps	Total Time	Gap	Interval	Km/h	Best	Time	Km/h
1	71	Brad Benavides		USA		Team Motopark		DEU Dallara F320 Spiess	15	31:56.709			164.5	1	2:03.654	170.0
2	11	Levente Revesz		HUN		Team Motopark		DEU Dallara F320 Spiess	15	32:01.648	4.939	4.939	164.1	1	2:03.072	170.8
3	84	Francesco Simonazzi		ITA		BVM Racing		ITA Dallara F320 Spiess	15	32:02.287	5.578	0.639	164.1	2	2:03.734	169.9
4	41	Fernando Barrichello		BRA	R 1	Team Motopark		DEU Dallara F320 Spiess	15	32:11.060	14.351	8.773	163.3	4	2:04.206	169.3
5	26	Jakob Bergmeister		DEU		Team Motopark		DEU Dallara F320 Spiess	15	32:17.895	21.186	6.835	162.7	4	2:05.133	168.0
6	66	Enzo Richer		LUX	R 2	Team Motopark		DEU Dallara F320 Spiess	15	33:25.821	1:29.112	1:07.926	157.2	1	2:07.088	165.4
Not classified: (Requirements: 75% of number laps of leader = 12 Laps)																
	212	Paolo Brajnik		SRB	GC	NV Racing		SRB Dallara F320 Spiess	2	5:21.295	13 Laps	13 Laps	130.9	1	2:05.866	167.0

Fastest lap Levente Revesz in 2:03.072 at 170.8 Km/h in lap 1

Published at:.....

Track Temp: **28.0 °C** Air Temp: **23.4 °C** Humidity: **79 %** Track Status: **WET**

Race Director:

Neus Santamaría Sanromà

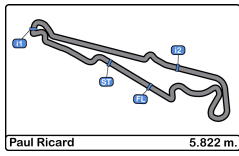
DPB-0825-ESP/CAT

Timekeeper:

Luis Garcia

JOB-2654-ESP/M





Paul Ricard
Euroformula Open
Race - 2
Provisional Results by Category



Rookie																		
Clas	Nº	Driver	Nat	Cat	Clas	Team	Nat	Vehicle	Laps	Total Time	Gap	Interval	Km/h	Best	Time	Km/h		
1	41	Fernando Barrichello		BRA	R	1	Team Motopark		DEU	Dallara F320 Spiess	15	32:11.060		163.3	4	2:04.206	169.3	
2	66	Enzo Richer		LUX	R	2	Team Motopark		DEU	Dallara F320 Spiess	15	33:25.821	1:14.761	1:14.761	157.2	1	2:07.088	165.4

GC																	
Clas	Nº	Driver	Nat	Cat	Clas	Team	Nat	Vehicle	Laps	Total Time	Gap	Interval	Km/h	Best	Time	Km/h	
Not classified: (Requirements: 75% of number laps of leader = 12 Laps)																	
	212	Paolo Brajnik		SRB	GC	1	NV Racing		SRB	Dallara F320 Spiess	2	5:21.295		130.9	1	2:05.866	167.0

Clas	Nº	Driver	Nat	Cat	Clas	Team	Nat	Vehicle	Laps	Total Time	Gap	Interval	Km/h	Best	Time	Km/h	
1	71	Brad Benavides		USA		Team Motopark		DEU	Dallara F320 Spiess	15	31:56.709		164.5	1	2:03.654	170.0	
2	11	Levente Revesz		HUN		Team Motopark		DEU	Dallara F320 Spiess	15	32:01.648	4.939	4.939	164.1	1	2:03.072	170.8
3	84	Francesco Simonazzi		ITA		BVM Racing		ITA	Dallara F320 Spiess	15	32:02.287	5.578	0.639	164.1	2	2:03.734	169.9
4	26	Jakob Bergmeister		DEU		Team Motopark		DEU	Dallara F320 Spiess	15	32:17.895	21.186	15.608	162.7	4	2:05.133	168.0

Fastest lap Levente Revesz in 2:03.072 at 170.8 Km/h in lap 1

Published at:.....

Track Temp: **28.0 °C** Air Temp: **23.4 °C** Humidity: **79 %** Track Status: **WET**

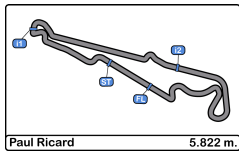
Race Director:

Neus Santamaría Sanromà
 DPB-0825-ESP/CAT

Timekeeper:

Luis Garcia
 JOB-2654-ESP/M





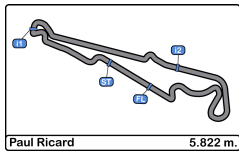
Paul Ricard
Euroformula Open
Race - 2



Provisional Classification by Driver Fastest Lap

Cl	N°	Entrant/Team	Nat	Vehicle	Driver	Nat	Cat	Cl	Laps	Best	Time	Gap	Interval	Km/h
1	11	Team Motopark		Dallara F320 Spiess	Levente Revesz				15	1	2:03.072			170.8
2	71	Team Motopark		Dallara F320 Spiess	Brad Benavides				15	1	2:03.654	0.582	0.582	170.0
3	84	BVM Racing		Dallara F320 Spiess	Francesco Simonazzi				15	2	2:03.734	0.662	0.080	169.9
4	41	Team Motopark		Dallara F320 Spiess	Fernando Barrichello		R	1	15	4	2:04.206	1.134	0.472	169.3
5	26	Team Motopark		Dallara F320 Spiess	Jakob Bergmeister				15	4	2:05.133	2.061	0.927	168.0
6	212	NV Racing		Dallara F320 Spiess	Paolo Brajnik		GC	1	2	1	2:05.866	2.794	0.733	167.0
7	66	Team Motopark		Dallara F320 Spiess	Enzo Richer		R	2	15	1	2:07.088	4.016	1.222	165.4





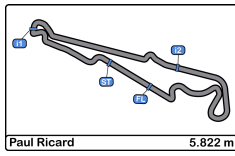
Paul Ricard
Euroformula Open
Race - 2



Distance and Speed Average

Clas	Nº	Driver	Nat	Cat	Clas	Team	Nat	Vehicle	Laps	Distance	Total Time	Km/h
1	71	Brad Benavides	USA			Team Motopark	DEU	Dallara F320 Spiess	15	87.63	31:56.709	164.5
2	11	Levente Revesz	HUN			Team Motopark	DEU	Dallara F320 Spiess	15	87.63	32:01.648	164.1
3	84	Francesco Simonazzi	ITA			BVM Racing	ITA	Dallara F320 Spiess	15	87.63	32:02.287	164.1
4	41	Fernando Barrichello	BRA	R	1	Team Motopark	DEU	Dallara F320 Spiess	15	87.63	32:11.060	163.3
5	26	Jakob Bergmeister	DEU			Team Motopark	DEU	Dallara F320 Spiess	15	87.63	32:17.895	162.7
6	66	Enzo Richer	LUX	R	2	Team Motopark	DEU	Dallara F320 Spiess	15	87.63	33:25.821	157.2
7	212	Paolo Brajnik	SRB	GC	1	NV Racing	SRB	Dallara F320 Spiess	2	11.68	5:21.295	130.9





Paul Ricard
Euroformula Open
Race - 2
Lap Analysis



11 Levente Revesz Dallara F320 Spiess **66** Enzo Richer Dallara F320 Spiess

Team Motopark							Rookie							Team Motopark									
Lap	D	Time	Sector 1	Sector 2	Sector 3	T. Spd	Elapsed	Lap	D	Time	Sector 1	Sector 2	Sector 3	T. Spd	Elapsed	Lap	D	Time	Sector 1	Sector 2	Sector 3	T. Spd	Elapsed
1		2:03.072	36.653	36.878	49.541	196.3	2:03.072	1		2:07.088	38.042	37.241	51.805	198.5	2:07.088	1		2:07.088	38.042	37.241	51.805	198.5	2:07.088
2		2:04.852	33.199	39.542	52.111	234.7	4:07.924	2		2:26.437	50.367	42.693	53.377	240.5	4:33.525	2		2:26.437	50.367	42.693	53.377	240.5	4:33.525
3		2:07.696	35.792	40.293	51.611	234.2	6:15.620	3		2:10.783	36.294	41.403	53.086	234.2	6:44.308	3		2:10.783	36.294	41.403	53.086	234.2	6:44.308
4		2:06.573	35.306	40.181	51.086	234.2	8:22.193	4		2:09.549	36.748	40.881	51.920	234.7	8:53.857	4		2:09.549	36.748	40.881	51.920	234.7	8:53.857
5		2:08.159	36.436	39.168	52.555	234.2	10:30.352	5		2:09.288	35.206	39.318	54.764	235.2	11:03.145	5		2:09.288	35.206	39.318	54.764	235.2	11:03.145
6		2:08.652	36.230	39.293	53.129	234.2	12:39.004	6		2:09.523	36.366	40.476	52.681	233.7	13:12.668	6		2:09.523	36.366	40.476	52.681	233.7	13:12.668
7		2:10.229	36.194	39.515	54.520	234.7	14:49.233	7		2:12.847	35.456	40.434	56.957	234.2	15:25.515	7		2:12.847	35.456	40.434	56.957	234.2	15:25.515
8		2:08.087	35.335	39.177	53.575	235.2	16:57.320	8		2:10.061	35.536	39.819	54.706	234.2	17:35.576	8		2:10.061	35.536	39.819	54.706	234.2	17:35.576
9		2:06.768	35.705	39.197	51.866	234.7	19:04.088	9		2:09.976	35.636	40.506	53.834	234.2	19:45.552	9		2:09.976	35.636	40.506	53.834	234.2	19:45.552
10		2:04.781	35.824	39.130	49.827	233.7	21:08.869	10		2:09.602	35.799	40.290	53.513	232.7	21:55.154	10		2:09.602	35.799	40.290	53.513	232.7	21:55.154
11		2:04.592	35.540	38.977	50.075	233.2	23:13.461	11		2:09.941	35.516	40.224	54.201	232.7	24:05.095	11		2:09.941	35.516	40.224	54.201	232.7	24:05.095
12		2:08.317	37.265	39.750	51.302	233.2	25:21.778	12		2:17.718	38.229	42.109	57.380	232.2	26:22.813	12		2:17.718	38.229	42.109	57.380	232.2	26:22.813
13		2:12.279	37.184	41.798	53.297	232.7	27:34.057	13		2:20.156	38.714	42.772	58.670	230.7	28:42.969	13		2:20.156	38.714	42.772	58.670	230.7	28:42.969
14		2:13.441	35.866	40.724	56.851	231.7	29:47.498	14		2:21.133	39.080	42.363	59.690	230.7	31:04.102	14		2:21.133	39.080	42.363	59.690	230.7	31:04.102
15		2:14.150	37.493	40.157	56.500	231.2	32:01.648	15		2:21.719	40.962	42.830	57.927	230.2	33:25.821	15		2:21.719	40.962	42.830	57.927	230.2	33:25.821

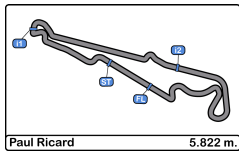
26 Jakob Bergmeister Dallara F320 Spiess **71** Brad Benavides Dallara F320 Spiess

Team Motopark							Team Motopark								
Lap	D	Time	Sector 1	Sector 2	Sector 3	T. Spd	Elapsed	Lap	D	Time	Sector 1	Sector 2	Sector 3	T. Spd	Elapsed
1		2:05.809	37.547	37.115	51.147	198.5	2:05.809	1		2:03.654	36.968	37.000	49.686	194.9	2:03.654
2		2:06.408	35.048	39.392	51.968	235.2	4:12.217	2		2:04.541	33.497	39.164	51.880	237.3	4:08.195
3		2:08.421	37.207	40.064	51.150	235.2	6:20.638	3		2:07.800	36.870	40.094	50.836	240.5	6:15.995
4		2:05.133	34.427	40.213	50.493	236.8	8:25.771	4		2:06.434	37.043	39.137	50.254	239.4	8:22.429
5		2:07.919	35.762	39.169	52.988	238.4	10:33.690	5		2:08.600	36.636	38.793	53.171	241.0	10:31.029
6		2:07.973	36.268	39.734	51.971	238.4	12:41.663	6		2:06.612	35.797	39.105	51.710	236.3	12:37.641
7		2:09.673	35.619	39.289	54.765	240.0	14:51.336	7		2:07.917	33.099	40.284	54.534	234.2	14:45.558
8		2:08.312	35.465	39.247	53.600	237.8	16:59.648	8		2:07.521	34.815	38.985	53.721	233.2	16:53.079
9		2:06.575	34.553	40.027	51.995	235.2	19:06.223	9		2:06.871	35.578	39.304	51.989	233.7	18:59.950
10		2:06.067	35.891	39.642	50.534	234.7	21:12.290	10		2:04.768	35.559	38.902	50.307	232.7	21:04.718
11		2:06.671	35.908	39.621	51.142	232.7	23:18.961	11		2:04.258	35.468	38.829	49.961	231.7	23:08.976
12		2:10.669	36.855	40.929	52.885	232.7	25:29.630	12		2:08.412	36.828	39.715	51.869	231.7	25:17.388
13		2:16.084	40.839	40.600	54.645	231.7	27:45.714	13		2:11.218	37.902	40.779	52.537	230.2	27:28.606
14		2:18.011	38.455	41.670	57.886		30:03.725	14		2:14.229	37.802	40.400	56.027	231.2	29:42.835
15		2:14.170	36.832	41.747	55.591	233.7	32:17.895	15		2:13.874	37.361	39.884	56.629	231.2	31:56.709

41 Fernando Barrichello Dallara F320 Spiess **84** Francesco Simonazzi Dallara F320 Spiess

Rookie							Team Motopark							BVM Racing									
Lap	D	Time	Sector 1	Sector 2	Sector 3	T. Spd	Elapsed	Lap	D	Time	Sector 1	Sector 2	Sector 3	T. Spd	Elapsed	Lap	D	Time	Sector 1	Sector 2	Sector 3	T. Spd	Elapsed
1		2:06.059	38.853	36.825	50.381	193.2	2:06.059	1		2:05.544	38.395	36.946	50.203	190.4	2:05.544	1		2:05.544	38.395	36.946	50.203	190.4	2:05.544
2		2:07.874	35.290	40.115	52.469	243.2	4:13.933	2		2:03.734	33.563	38.636	51.535	231.2	4:09.278	2		2:03.734	33.563	38.636	51.535	231.2	4:09.278
3		2:08.718	37.247	40.398	51.073	235.8	6:22.651	3		2:07.608	37.022	39.758	50.828	234.2	6:16.886	3		2:07.608	37.022	39.758	50.828	234.2	6:16.886
4		2:04.206	34.435	39.863	49.908	236.3	8:26.857	4		2:06.007	36.193	39.829	49.985	234.2	8:22.893	4		2:06.007	36.193	39.829	49.985	234.2	8:22.893
5		2:07.138	35.427	39.042	52.669	237.8	10:33.995	5		2:08.236	36.500	38.570	53.166	236.8	10:31.129	5		2:08.236	36.500	38.570	53.166	236.8	10:31.129
6		2:06.854	35.688	39.575	51.591	242.1	12:40.849	6		2:08.030	36.096	39.031	52.903	235.2	12:39.159	6		2:08.030	36.096	39.031	52.903	235.2	12:39.159
7		2:09.752	35.617	39.408	54.727	237.8	14:50.601	7		2:08.464	35.631	39.006	53.827	234.2	14:47.623	7		2:08.464	35.631	39.006	53.827	234.2	14:47.623
8		2:07.243	35.175	38.860	53.208	236.3	16:57.844	8		2:06.983	35.061	38.566	53.356	233.2	16:54.606	8		2:06.983	35.061	38.566	53.356	233.2	16:54.606
9		2:06.864	35.958	39.306	51.600	238.9	19:04.708	9		2:06.898	35.695	39.358	51.845	232.7	19:01.504	9		2:06.898	35.695	39.358	51.845	232.7	19:01.504
10		2:04.952	36.050	38.875	50.027	237.8	21:09.660	10		2:05.882	36.204	39.399	50.279	231.2	21:07.386	10		2:05.882	36.204	39.399	50.279	231.2	21:07.386
11		2:10.124	35.332	43.929	50.863	235.8	23:19.784	11		2:04.321	35.425	38.900	49.996	229.2	23:11.707	11		2:04.321	35.425	38.900	49.996	229.2	23:11.707
12		2:10.265	38.286	39.673	52.306	234.7	25:30.049	12		2:08.485	37.444	39.857	51.184	229.7	25:20.192	12		2:08.485	37.444	39.857	51.184	229.7	25:20.192
13		2:13.253	38.503	40.200	54.550	237.3	27:43.302	13		2:10.675	38.207	38.874	53.594	229.2	27:30.867	13		2:10.675	38.207	38.874	53.594	229.2	27:30.867
14		2:15.526	37.796	40.805	56.925	231.7	29:58.828	14		2:17.121	38.082	40.930	58.109	230.2	29:47.988	14		2:17.121	38.082	40.930	58.109	230.2	29:47.988
15		2:12.232	36.916	40.392	54.924	232.2	32:11.060	15		2:14.299	38.035	40.320	55.944	233.7	32:02.287	15		2:14.299	38.035	40.320	55.944	233.7	32:02.287





Paul Ricard
Euroformula Open
Race - 2
Lap Analysis



212

Paolo Brajnik

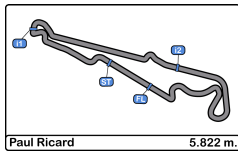
Dallara F320 Spiess

GC

NV Racing

Lap	D	Time	Sector 1	Sector 2	Sector 3	T. Spd	Elapsed
1		2:05.866	36.353	37.771	51.742	188.8	2:05.866
2		3:15.429 P		3:08.435	1:36.507	237.3	5:21.295





Paul Ricard
Euroformula Open
Race - 2



Analysis by Lap

Num	Lap Time	Gap
-----	----------	-----

Lap 1

11	2:03.072	
71	2:03.654	00.582
84	2:05.544	02.472
26	2:05.809	02.737
212	2:05.866	02.794
41	2:06.059	02.987
66	2:07.088	04.016

Num	Lap Time	Gap
-----	----------	-----

Lap 2

11	2:04.852	
71	2:04.541	00.271
84	2:03.734	01.354
26	2:06.408	04.293
41	2:07.874	06.009
66	2:26.437	25.601
212	3:15.429	1:13.371

Num	Lap Time	Gap
-----	----------	-----

Lap 3

11	2:07.696	
71	2:07.800	00.375
84	2:07.608	01.266
26	2:08.421	05.018
41	2:08.718	07.031
66	2:10.783	28.688

Num	Lap Time	Gap
-----	----------	-----

Lap 4

11	2:06.573	
71	2:06.434	00.236
84	2:06.007	00.700
26	2:05.133	03.578
41	2:04.206	04.664
66	2:09.549	31.664

Num	Lap Time	Gap
-----	----------	-----

Lap 5

11	2:08.159	
71	2:08.600	00.677
84	2:08.236	00.777
26	2:07.919	03.338
41	2:07.138	03.643
66	2:09.288	32.793

Num	Lap Time	Gap
-----	----------	-----

Lap 6

71	2:06.612	
11	2:08.652	01.363
84	2:08.030	01.518
41	2:06.854	03.208
26	2:07.973	04.022
66	2:09.523	35.027

Num	Lap Time	Gap
-----	----------	-----

Lap 7

71	2:07.917	
84	2:08.464	02.065
11	2:10.229	03.675
41	2:09.752	05.043

Num	Lap Time	Gap
-----	----------	-----

Lap 8

26	2:09.673	05.778
66	2:12.847	39.957
71	2:07.521	
84	2:06.983	01.527
11	2:08.087	04.241
41	2:07.243	04.765
26	2:08.312	06.569
66	2:10.061	42.497

Num	Lap Time	Gap
-----	----------	-----

Lap 9

71	2:06.871	
84	2:06.898	01.554
11	2:06.768	04.138
41	2:06.864	04.758
26	2:06.575	06.273
66	2:09.976	45.602

Num	Lap Time	Gap
-----	----------	-----

Lap 10

71	2:04.768	
84	2:05.882	02.668
11	2:04.781	04.151
41	2:04.952	04.942
26	2:06.067	07.572
66	2:09.602	50.436

Num	Lap Time	Gap
-----	----------	-----

Lap 11

71	2:04.258	
84	2:04.321	02.731
11	2:04.592	04.485
26	2:06.671	09.985
41	2:10.124	10.808
66	2:09.941	56.119

Num	Lap Time	Gap
-----	----------	-----

Lap 12

71	2:08.412	
84	2:08.485	02.804
11	2:08.317	04.390
26	2:10.669	12.242
41	2:10.265	12.661
66	2:17.718	1:05.425

Num	Lap Time	Gap
-----	----------	-----

Lap 13

71	2:11.218	
84	2:10.675	02.261
11	2:12.279	05.451
41	2:13.253	14.696
26	2:16.084	17.108
66	2:20.156	1:14.363

Num	Lap Time	Gap
-----	----------	-----

Lap 14

71	2:14.229	
11	2:13.441	04.663
84	2:17.121	05.153

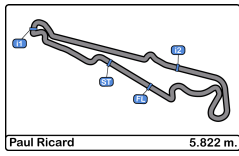
Num	Lap Time	Gap
-----	----------	-----

Lap 15

41	2:15.526	15.993
26	2:18.011	20.890
66	2:21.133	1:21.267
71	2:13.874	
11	2:14.150	04.939
84	2:14.299	05.578
41	2:12.232	14.351
26	2:14.170	21.186
66	2:21.719	1:29.112

Num	Lap Time	Gap
-----	----------	-----



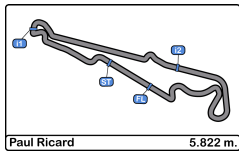


Paul Ricard
Euroformula Open
Race - 2
Best Sectors Results



Sector - 1			Sector - 2			Sector - 3			Ideal Lap vs Best Lap						
Clas	Nº	Driver	Time	Nº	Driver	Time	Nº	Driver	Time	Clas	Nº	Driver	Ideal Lap	Best Lap	Clas
1	71	Brad Benavides	33.099	41	Fernando Barrichello	36.825	11	Levente Revesz	49.541	1	11	Levente Revesz	1:59.618	2:03.072	1
2	11	Levente Revesz	33.199	11	Levente Revesz	36.878	71	Brad Benavides	49.686	2	71	Brad Benavides	1:59.785	2:03.654	2
3	84	Francesco Simonazzi	33.563	84	Francesco Simonazzi	36.946	41	Fernando Barrichello	49.908	3	84	Francesco Simonazzi	2:00.494	2:03.734	3
4	26	Jakob Bergmeister	34.427	71	Brad Benavides	37.000	84	Francesco Simonazzi	49.985	4	41	Fernando Barrichello	2:01.168	2:04.206	4
5	41	Fernando Barrichello	34.435	26	Jakob Bergmeister	37.115	26	Jakob Bergmeister	50.493	5	26	Jakob Bergmeister	2:02.035	2:05.133	5
6	66	Enzo Richer	35.206	66	Enzo Richer	37.241	212	Paolo Brajnik	51.742	6	66	Enzo Richer	2:04.252	2:07.088	7
7	212	Paolo Brajnik	36.353	212	Paolo Brajnik	37.771	66	Enzo Richer	51.805	7	212	Paolo Brajnik	2:05.866	2:05.866	6



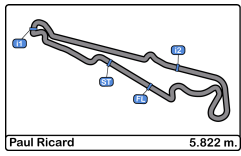


Paul Ricard
Euroformula Open
Race - 2
Leader Sequence



N°	Driver	Nat	Cat	Clas	Team	Nat	Vehicle	Start Lap	End Lap	Laps	Total Laps
11	Levente Revesz	HUN			Team Motopark	DEU	Dallara F320 Spiess	1	5	5	5
71	Brad Benavides	USA			Team Motopark	DEU	Dallara F320 Spiess	6	15	10	10



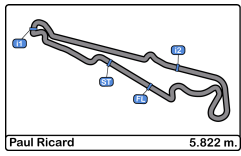


Paul Ricard
Euroformula Open
Race - 2
Best 5 Lap Times



Cls	N°	Driver	Nat	Cat	Cls	Team	Nat	Vehicle	Best 1		Best 2		Best 3		Best 4		Best 5	
									Time	Lap	Time	Lap	Time	Lap	Time	Lap	Time	Lap
1	11	Levente Revesz				Team Motopark		Dallara F320 Spiess	2:03.072	1	2:04.592	11	2:04.781	10	2:04.852	2	2:06.573	4
2	71	Brad Benavides				Team Motopark		Dallara F320 Spiess	2:03.654	1	2:04.258	11	2:04.541	2	2:04.768	10	2:06.434	4
3	84	Francesco				BVM Racing		Dallara F320 Spiess	2:03.734	2	2:04.321	11	2:05.544	1	2:05.882	10	2:06.007	4
4	41	Fernando Barrichello		R	1	Team Motopark		Dallara F320 Spiess	2:04.206	4	2:04.952	10	2:06.059	1	2:06.854	6	2:06.864	9
5	26	Jakob Bergmeister				Team Motopark		Dallara F320 Spiess	2:05.133	4	2:05.809	1	2:06.067	10	2:06.408	2	2:06.575	9
6	212	Paolo Brajnik		GC	1	NV Racing		Dallara F320 Spiess	2:05.866	1	3:15.429	2						
7	66	Enzo Richer		R	2	Team Motopark		Dallara F320 Spiess	2:07.088	1	2:09.288	5	2:09.523	6	2:09.549	4	2:09.602	10



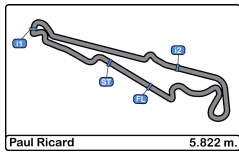


Paul Ricard
Euroformula Open
Race - 2
Best 5 Top Speeds



Clas	N°	Driver	Nat	Cat	Cls	Team	Nat	Vehicle	Top 1		Top 2		Top 3		Top 4		Top 5		Avg
									Km/h	Lap	Km/h	Lap	Km/h	Lap	Km/h	Lap	Km/h	Lap	
1	41	Fernando Barrichello	BRA	R	1	Team Motopark	DEU	Dallara F320 Spiess	243.2	2	242.1	6	238.9	9	237.8	5	237.8	7	240.0
2	71	Brad Benavides	USA			Team Motopark	DEU	Dallara F320 Spiess	241.0	5	240.5	3	239.4	4	237.3	2	236.3	6	238.9
3	66	Enzo Richer	LUX	R	2	Team Motopark	DEU	Dallara F320 Spiess	240.5	2	235.2	5	234.7	4	234.2	3	234.2	7	235.8
4	26	Jakob Bergmeister	DEU			Team Motopark	DEU	Dallara F320 Spiess	240.0	7	238.4	5	238.4	6	237.8	8	236.8	4	238.3
5	212	Paolo Brajnik	SRB	GC	1	NV Racing	SRB	Dallara F320 Spiess	237.3	2	188.8	1							213.0
6	84	Francesco Simonazzi	ITA			BVM Racing	ITA	Dallara F320 Spiess	236.8	5	235.2	6	234.2	3	234.2	4	234.2	7	234.9
7	11	Levente Revesz	HUN			Team Motopark	DEU	Dallara F320 Spiess	235.2	8	234.7	2	234.7	7	234.7	9	234.2	3	234.7



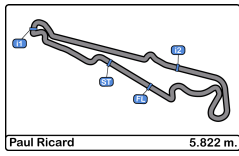


Paul Ricard
Euroformula Open
Race - 2
Fastest Laps Sequence



Lap	Time of Day	Session Time	N° Driver	Nat	Cat	Team	Nat	Vehicle	Time	Km/h
-----	-------------	--------------	-----------	-----	-----	------	-----	---------	------	------



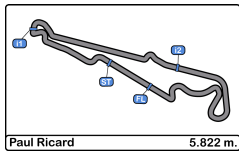


Paul Ricard
Euroformula Open
Race - 2
Event Best Maximum Speed



N°	Driver	Nat	Cat	Clas	Team	Nat	Vehicle	Km/h	Session
41	Fernando Barrichello	BRA	R	1	Team Motopark	DEU	Dallara F320 Spiess	243.2	Race - 2
71	Brad Benavides	USA			Team Motopark	DEU	Dallara F320 Spiess	241.6	Race - 1
66	Enzo Richer	LUK	R	2	Team Motopark	DEU	Dallara F320 Spiess	240.5	Race - 2
26	Jakob Bergmeister	DEU			Team Motopark	DEU	Dallara F320 Spiess	240.0	Race - 2
11	Levente Revesz	HUN			Team Motopark	DEU	Dallara F320 Spiess	239.4	Race - 1
212	Paolo Brajnik	SRB	GC	1	NV Racing	SRB	Dallara F320 Spiess	237.3	Race - 2
84	Francesco Simonazzi	ITA			BVM Racing	ITA	Dallara F320 Spiess	236.8	Race - 2





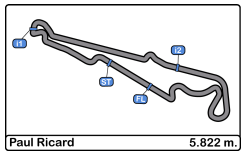
Paul Ricard
Euroformula Open
Race - 2
Lap Chart



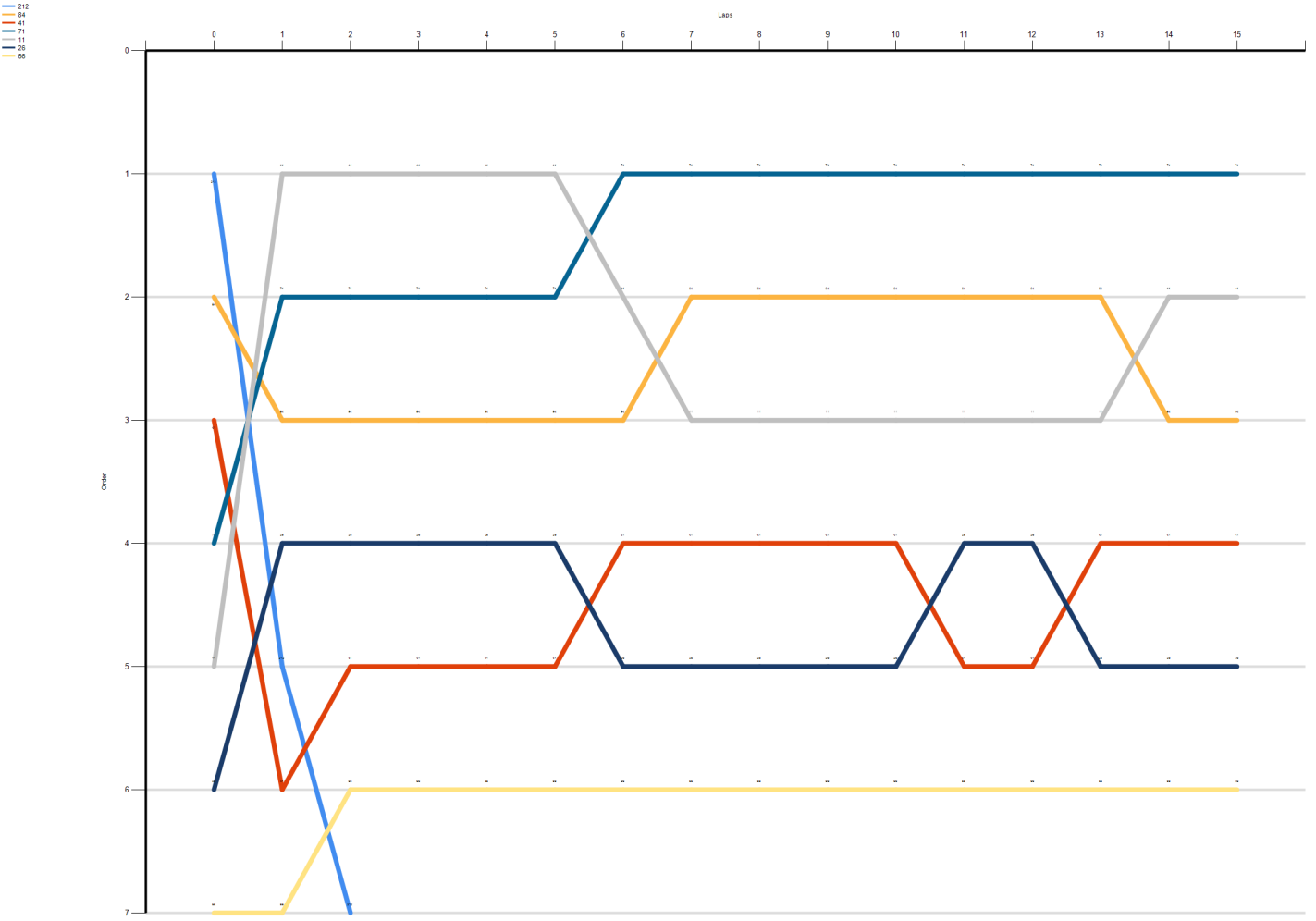
LAP

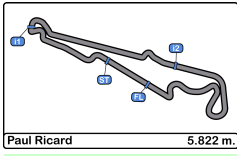
Nr	Pos	Grid	1	2	3	4	5	6	7	8	9	10	11	12	13	14	15
212	1	212	11	11	11	11	11	71	71	71	71	71	71	71	71	71	71
84	2	84	71	71	71	71	71	11	84	84	84	84	84	84	84	11	11
41	3	41	84	84	84	84	84	84	11	11	11	11	11	11	11	84	84
71	4	71	26	26	26	26	26	41	41	41	41	41	26	26	41	41	41
11	5	11	212	41	41	41	41	26	26	26	26	26	41	41	26	26	26
26	6	26	41	66	66	66	66	66	66	66	66	66	66	66	66	66	66
66	7	66	66	212													





Paul Ricard
Euroformula Open
Race - 2
Graphic Lap Chart



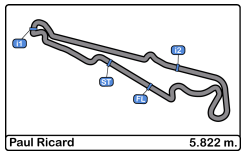


Paul Ricard
Euroformula Open
Race - 2
Pit Stop Analysis



Or d.	Nr.	In Day	Time	Team	Nat	Driver 1	Nat	Driver 2	Nat	Vehicle	Cat	In Time	Stop N°	Pit Time	Handicap	Diff.
----------	-----	--------	------	------	-----	----------	-----	----------	-----	---------	-----	---------	---------	----------	----------	-------

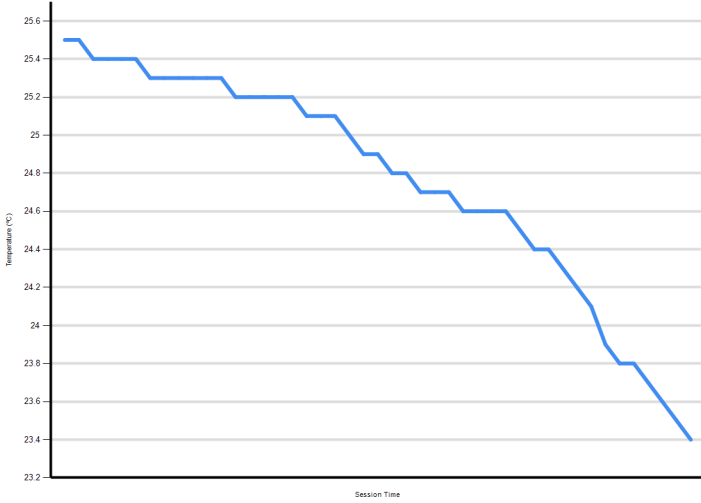




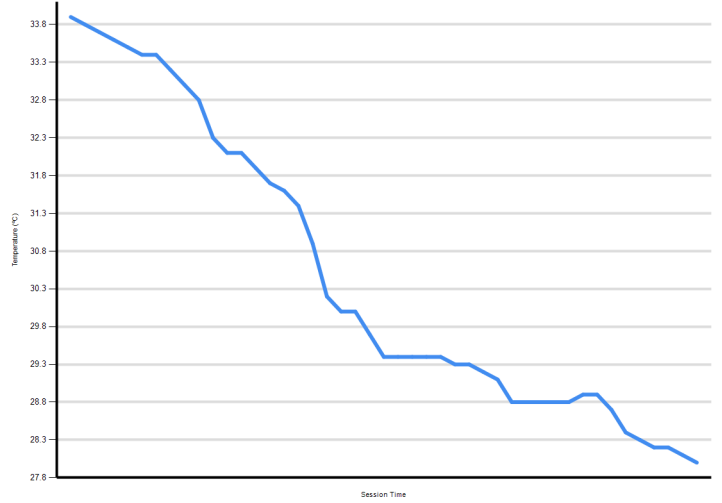
Paul Ricard
Euroformula Open
Race - 2
Weather Report



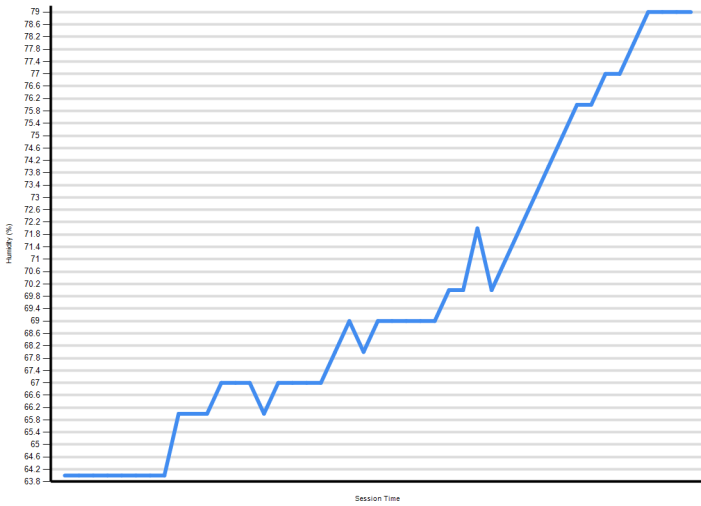
Air Temperature



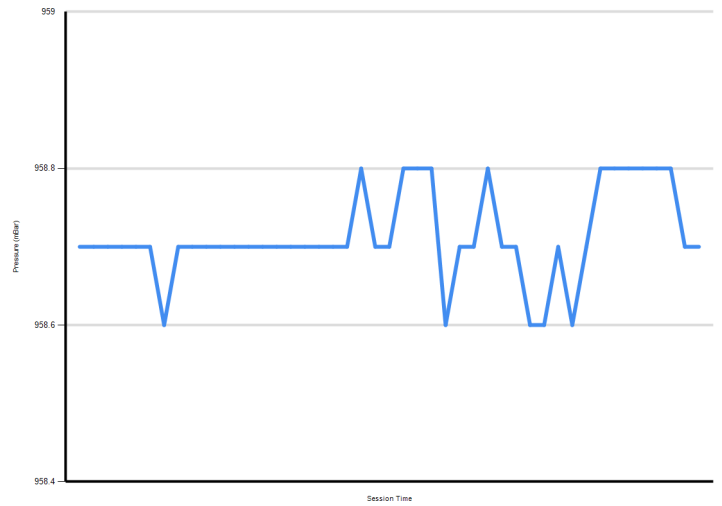
Track Temperature



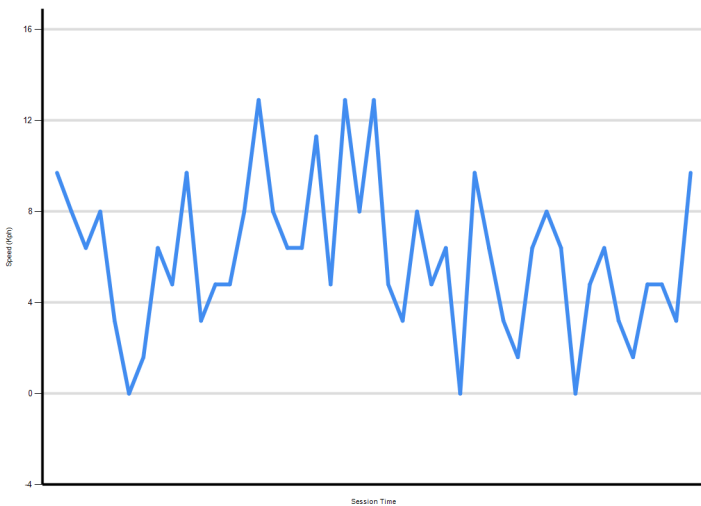
Humidity



Pressure



Wind Speed



Wind direction

