

Paul Ricard
Euroformula Open
Race - 3
Provisional Results



Clas	Nº	Driver	Nat	Cat	Clas	Team	Nat	Vehicle	Laps	Total Time	Gap	Interval	Km/h	Best	Time	Km/h
1	11	Levente Revesz		HUN		Team Motopark		DEU Dallara F320 Spiess	15	29:39.467			177.2	2	1:57.110	179.5
2	71	Brad Benavides		USA		Team Motopark		DEU Dallara F320 Spiess	15	29:40.056	0.589	0.589	177.2	5	1:56.927	179.8
3	41	Fernando Barrichello		BRA	R 1	Team Motopark		DEU Dallara F320 Spiess	15	29:40.743	1.276	0.687	177.1	2	1:57.328	179.2
4	84	Francesco Simonazzi		ITA		BVM Racing		ITA Dallara F320 Spiess	15	29:45.342	5.875	4.599	176.6	2	1:57.338	179.2
5	26	Jakob Bergmeister		DEU		Team Motopark		DEU Dallara F320 Spiess	15	29:46.113	6.646	0.771	176.6	3	1:57.364	179.1
6	66	Enzo Richer		LUX	R 2	Team Motopark		DEU Dallara F320 Spiess	15	29:56.608	17.141	10.495	175.5	5	1:58.217	177.9

Fastest lap Brad Benavides in 1:56.927 at 179.8 Km/h in lap 5

Published at:.....

Track Temp: 23.5 °C Air Temp: 21.6 °C Humidity: 63 % Track Status: WET

Race Director:

Neus Santamaría Sanromà

DPB-0825-ESP/CAT

Timekeeper:

Luis Garcia

JOB-2654-ESP/M





Paul Ricard
Euroformula Open
Race - 3
Provisional Results by Category



Paul Ricard 5.822 m.

Rookie																		
Clas	Nº	Driver	Nat	Cat	Clas	Team	Nat	Vehicle	Laps	Total Time	Gap	Interval	Km/h	Best	Time	Km/h		
1	41	Fernando Barrichello		BRA	R	1	Team Motopark		DEU	Dallara F320 Spiess	15	29:40.743			177.1	2	1:57.328	179.2
2	66	Enzo Richer		LUX	R	2	Team Motopark		DEU	Dallara F320 Spiess	15	29:56.608	15.865	15.865	175.5	5	1:58.217	177.9
Clas	Nº	Driver	Nat	Cat	Clas	Team	Nat	Vehicle	Laps	Total Time	Gap	Interval	Km/h	Best	Time	Km/h		
1	11	Levente Revesz		HUN		Team Motopark		DEU	Dallara F320 Spiess	15	29:39.467			177.2	2	1:57.110	179.5	
2	71	Brad Benavides		USA		Team Motopark		DEU	Dallara F320 Spiess	15	29:40.056	0.589	0.589	177.2	5	1:56.927	179.8	
3	84	Francesco Simonazzi		ITA		BVM Racing		ITA	Dallara F320 Spiess	15	29:45.342	5.875	5.286	176.6	2	1:57.338	179.2	
4	26	Jakob Bergmeister		DEU		Team Motopark		DEU	Dallara F320 Spiess	15	29:46.113	6.646	0.771	176.6	3	1:57.364	179.1	

Fastest lap Brad Benavides in 1:56.927 at 179.8 Km/h in lap 5

Published at:.....

Track Temp: **23.5 °C** Air Temp: **21.6 °C** Humidity: **63 %** Track Status: **WET**

Race Director:

Neus Santamaría Sanromà

DPB-0825-ESP/CAT

Timekeeper:

Luis Garcia

JOB-2654-ESP/M





Paul Ricard
Euroformula Open
Race - 3



Provisional Classification by Driver Fastest Lap

Cl	N°	Entrant/Team	Nat	Vehicle	Driver	Nat	Cat	Cl	Laps	Best	Time	Gap	Interval	Km/h
1	71	Team Motopark	DEU	Dallara F320 Spiess	Brad Benavides	USA			15	5	1:56.927			179.8
2	11	Team Motopark	DEU	Dallara F320 Spiess	Levente Revesz	HUN			15	2	1:57.110	0.183	0.183	179.5
3	41	Team Motopark	DEU	Dallara F320 Spiess	Fernando Barrichello	BRA	R	1	15	2	1:57.328	0.401	0.218	179.2
4	84	BVM Racing	ITA	Dallara F320 Spiess	Francesco Simonazzi	ITA			15	2	1:57.338	0.411	0.010	179.2
5	26	Team Motopark	DEU	Dallara F320 Spiess	Jakob Bergmeister	DEU			15	3	1:57.364	0.437	0.026	179.1
6	66	Team Motopark	DEU	Dallara F320 Spiess	Enzo Richer	LUX	R	2	15	5	1:58.217	1.290	0.853	177.9



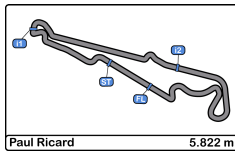


Paul Ricard
Euroformula Open
Race - 3
Distance and Speed Average



Clas	Nº	Driver	Nat	Cat	Clas	Team	Nat	Vehicle	Laps	Distance	Total Time	Km/h
1	11	Levente Revesz	HUN			Team Motopark	DEU	Dallara F320 Spiess	15	87.63	29:39.467	177.2
2	71	Brad Benavides	USA			Team Motopark	DEU	Dallara F320 Spiess	15	87.63	29:40.056	177.2
3	41	Fernando Barrichello	BRA	R	1	Team Motopark	DEU	Dallara F320 Spiess	15	87.63	29:40.743	177.1
4	84	Francesco Simonazzi	ITA			BVM Racing	ITA	Dallara F320 Spiess	15	87.63	29:45.342	176.6
5	26	Jakob Bergmeister	DEU			Team Motopark	DEU	Dallara F320 Spiess	15	87.63	29:46.113	176.6
6	66	Enzo Richer	LUX	R	2	Team Motopark	DEU	Dallara F320 Spiess	15	87.63	29:56.608	175.5





Paul Ricard
Euroformula Open
Race - 3
Lap Analysis



11 Levente Revesz Dallara F320 Spiess **66** Enzo Richer Dallara F320 Spiess

Team Motopark							Rookie		Team Motopark						
Lap	D	Time	Sector 1	Sector 2	Sector 3	T. Spd	Elapsed	Lap	D	Time	Sector 1	Sector 2	Sector 3	T. Spd	Elapsed
1		2:00.994	35.816	36.566	48.612	193.5	2:00.994	1		2:04.872	38.425	36.908	49.539	190.8	2:04.872
2		1:57.110	32.259	36.244	48.607	232.2	3:58.104	2		1:58.351	32.729	35.854	49.768	235.2	4:03.223
3		1:57.173	32.217	36.327	48.629	232.2	5:55.277	3		1:58.815	32.781	36.701	49.333	234.7	6:02.038
4		1:57.228	32.106	36.239	48.883	232.2	7:52.505	4		1:58.412	32.660	36.362	49.390	233.7	8:00.450
5		1:57.267	32.095	36.301	48.871	231.2	9:49.772	5		1:58.217	32.467	36.473	49.277	233.2	9:58.667
6		1:57.420	32.052	36.389	48.979	230.7	11:47.192	6		1:58.293	32.558	36.429	49.306	233.2	11:56.960
7		1:57.978	32.192	36.576	49.210	231.2	13:45.170	7		1:58.800	32.585	36.630	49.585	233.7	13:55.760
8		1:58.438	32.278	36.574	49.586	230.7	15:43.608	8		1:58.736	32.446	36.578	49.712	232.7	15:54.496
9		1:59.050	32.643	36.728	49.679	229.7	17:42.658	9		1:59.355	32.467	36.859	50.029	233.2	17:53.851
10		1:58.986	32.472	36.806	49.708	230.2	19:41.644	10		1:59.943	32.610	36.684	50.649	232.7	19:53.794
11		1:59.282	32.660	36.839	49.783	230.2	21:40.926	11		2:02.069	33.302	36.820	51.947	231.7	21:55.863
12		1:59.137	32.644	36.698	49.795	229.7	23:40.063	12		2:00.936	33.611	36.925	50.400	231.7	23:56.799
13		1:59.563	32.781	36.836	49.946	230.2	25:39.626	13		1:59.545	32.705	37.033	49.807	231.7	25:56.344
14		1:59.805	32.765	37.010	50.030	230.2	27:39.431	14		1:59.820	32.994	36.864	49.962	232.2	27:56.164
15		2:00.036	32.856	37.112	50.068	230.7	29:39.467	15		2:00.444	32.583	36.780	51.081	232.7	29:56.608

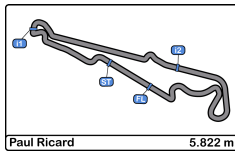
26 Jakob Bergmeister Dallara F320 Spiess **71** Brad Benavides Dallara F320 Spiess

Team Motopark							Team Motopark								
Lap	D	Time	Sector 1	Sector 2	Sector 3	T. Spd	Elapsed	Lap	D	Time	Sector 1	Sector 2	Sector 3	T. Spd	Elapsed
1		2:03.749	37.747	36.690	49.312		2:03.749	1		2:02.294	36.857	36.283	49.154	199.2	2:02.294
2		1:57.401	32.422	36.113	48.866		4:01.150	2		1:57.200	32.274	36.130	48.796	237.8	3:59.494
3		1:57.364	32.341	36.042	48.981	239.4	5:58.514	3		1:57.491	32.487	36.230	48.774	240.0	5:56.985
4		1:57.681	32.252	36.122	49.307	240.5	7:56.195	4		1:56.959	32.186	36.057	48.716	238.4	7:53.944
5		1:57.960	32.517	36.272	49.171	239.4	9:54.155	5		1:56.927	32.035	36.236	48.656	233.7	9:50.871
6		1:58.274	32.270	36.424	49.580		11:52.429	6		1:57.391	32.177	36.292	48.922	234.2	11:48.262
7		1:58.706	32.458	36.783	49.465	238.9	13:51.135	7		1:57.629	32.294	36.449	48.886	233.7	13:45.891
8		1:58.405	32.447	36.529	49.429	237.8	15:49.540	8		1:58.004	32.164	36.426	49.414	234.7	15:43.895
9		1:59.518	32.686	36.774	50.058		17:49.058	9		1:59.268	32.697	36.590	49.981	237.8	17:43.163
10		1:59.360	32.981	36.827	49.552	235.2	19:48.418	10		1:58.908	32.653	36.695	49.560	235.8	19:42.071
11		1:59.446	32.668	36.946	49.832	236.3	21:47.864	11		1:59.364	32.684	36.815	49.865	235.8	21:41.435
12		1:59.700	32.779	36.422	50.499	237.8	23:47.564	12		1:59.294	32.927	36.660	49.707	234.2	23:40.729
13		1:59.169	32.785	36.601	49.783	237.3	25:46.733	13		1:59.352	32.647	36.798	49.907	234.2	25:40.081
14		1:59.332	32.789	36.911	49.632	238.9	27:46.065	14		1:59.899	33.030	36.934	49.935	235.8	27:39.980
15		2:00.048	32.842	36.890	50.316	238.9	29:46.113	15		2:00.076	32.895	36.863	50.318	235.8	29:40.056

41 Fernando Barrichello Dallara F320 Spiess **84** Francesco Simonazzi Dallara F320 Spiess

Rookie							Team Motopark		BVM Racing						
Lap	D	Time	Sector 1	Sector 2	Sector 3	T. Spd	Elapsed	Lap	D	Time	Sector 1	Sector 2	Sector 3	T. Spd	Elapsed
1		2:01.841	36.371	36.457	49.013	193.2	2:01.841	1		2:03.410	37.374	36.795	49.241	191.8	2:03.410
2		1:57.328	32.349	36.152	48.827	235.2	3:59.169	2		1:57.338	32.023	36.293	49.022	231.7	4:00.748
3		1:57.347	32.413	36.214	48.720	235.2	5:56.516	3		1:57.428	32.169	36.138	49.121	232.2	5:58.176
4		1:58.193	32.236	36.257	49.700	234.7	7:54.709	4		1:57.600	32.225	36.294	49.081	231.7	7:55.776
5		1:57.617	32.320	36.374	48.923	235.8	9:52.326	5		1:57.978	32.310	36.546	49.122	231.7	9:53.754
6		1:57.673	32.220	36.428	49.025	234.2	11:49.999	6		1:58.226	32.268	36.451	49.507	230.7	11:51.980
7		1:57.895	32.153	36.612	49.130	234.2	13:47.894	7		1:58.514	32.539	36.540	49.435	230.7	13:50.494
8		1:57.937	32.297	36.568	49.072	233.2	15:45.831	8		1:58.661	32.276	36.631	49.754	230.2	15:49.155
9		1:58.994	32.387	37.019	49.588	232.2	17:44.825	9		1:59.360	32.534	36.771	50.055	228.8	17:48.515
10		1:58.582	32.411	36.784	49.387	234.2	19:43.407	10		1:59.345	32.694	36.856	49.795	229.7	19:47.860
11		1:58.852	32.390	36.816	49.646	233.7	21:42.259	11		1:59.536	32.805	36.842	49.889	228.8	21:47.396
12		1:59.464	32.671	36.773	50.020	234.7	23:41.723	12		1:59.518	32.746	37.014	49.758	228.8	23:46.914
13		1:59.261	32.775	36.849	49.637	234.2	25:40.984	13		1:59.406	32.730	36.815	49.861	229.2	25:46.320
14		1:59.746	32.776	37.032	49.938	234.7	27:40.730	14		1:59.384	32.648	36.862	49.874	230.2	27:45.704
15		2:00.013	32.988	36.978	50.047	235.8	29:40.743	15		1:59.638	32.833	36.926	49.879	229.2	29:45.342





Paul Ricard
Euroformula Open
Race - 3
Analysis by Lap



Paul Ricard 5.822 m.

Num	Lap Time	Gap
Lap 1		

11	2:00.994	
41	2:01.841	00.847
71	2:02.294	01.300
84	2:03.410	02.416
26	2:03.749	02.755
66	2:04.872	03.878

Num	Lap Time	Gap
Lap 2		

11	1:57.110	
41	1:57.328	01.065
71	1:57.200	01.390
84	1:57.338	02.644
26	1:57.401	03.046
66	1:58.351	05.119

Num	Lap Time	Gap
Lap 3		

11	1:57.173	
41	1:57.347	01.239
71	1:57.491	01.708
84	1:57.428	02.899
26	1:57.364	03.237
66	1:58.815	06.761

Num	Lap Time	Gap
Lap 4		

11	1:57.228	
71	1:56.959	01.439
41	1:58.193	02.204
84	1:57.600	03.271
26	1:57.681	03.690
66	1:58.412	07.945

Num	Lap Time	Gap
Lap 5		

11	1:57.267	
71	1:56.927	01.099
41	1:57.617	02.554
84	1:57.978	03.982
26	1:57.960	04.383
66	1:58.217	08.895

Num	Lap Time	Gap
Lap 6		

11	1:57.420	
71	1:57.391	01.070
41	1:57.673	02.807
84	1:58.226	04.788
26	1:58.274	05.237
66	1:58.293	09.768

Num	Lap Time	Gap
Lap 7		

11	1:57.978	
71	1:57.629	00.721
41	1:57.895	02.724
84	1:58.514	05.324
26	1:58.706	05.965
66	1:58.800	10.590

Num	Lap Time	Gap
Lap 8		

11	1:58.438	
71	1:58.004	00.287
41	1:57.937	02.223
84	1:58.661	05.547
26	1:58.405	05.932
66	1:58.736	10.888

Num	Lap Time	Gap
Lap 9		

11	1:59.050	
71	1:59.268	00.505
41	1:58.994	02.167
84	1:59.360	05.857
26	1:59.518	06.400
66	1:59.355	11.193

Num	Lap Time	Gap
Lap 10		

11	1:58.986	
71	1:58.908	00.427
41	1:58.582	01.763
84	1:59.345	06.216
26	1:59.360	06.774
66	1:59.943	12.150

Num	Lap Time	Gap
Lap 11		

11	1:59.282	
71	1:59.364	00.509
41	1:58.852	01.333
84	1:59.536	06.470
26	1:59.446	06.938
66	2:02.069	14.937

Num	Lap Time	Gap
Lap 12		

11	1:59.137	
71	1:59.294	00.666
41	1:59.464	01.660
84	1:59.518	06.851
26	1:59.700	07.501
66	2:00.936	16.736

Num	Lap Time	Gap
Lap 13		

11	1:59.563	
71	1:59.352	00.455
41	1:59.261	01.358
84	1:59.406	06.694
26	1:59.169	07.107
66	1:59.545	16.718

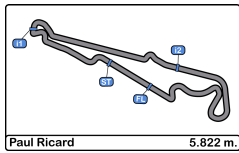
Num	Lap Time	Gap
Lap 14		

11	1:59.805	
71	1:59.899	00.549
41	1:59.746	01.299
84	1:59.384	06.273
26	1:59.332	06.634
66	1:59.820	16.733

Num	Lap Time	Gap
Lap 15		

11	2:00.036	
71	2:00.076	00.589
41	2:00.013	01.276
84	1:59.638	05.875
26	2:00.048	06.646
66	2:00.444	17.141



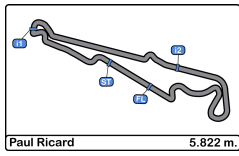


Paul Ricard
Euroformula Open
Race - 3
Best Sectors Results



Sector - 1			Sector - 2			Sector - 3			Ideal Lap vs Best Lap						
Clas	Nº	Driver	Time	Nº	Driver	Time	Nº	Driver	Time	Clas	Nº	Driver	Ideal Lap	Best Lap	Clas
1	84	Francesco Simonazzi	32.023	66	Enzo Richer	35.854	11	Levente Revesz	48.607	1	71	Brad Benavides	1:56.748	1:56.927	1
2	71	Brad Benavides	32.035	26	Jakob Bergmeister	36.042	71	Brad Benavides	48.656	2	11	Levente Revesz	1:56.898	1:57.110	2
3	11	Levente Revesz	32.052	71	Brad Benavides	36.057	41	Fernando Barrichello	48.720	3	41	Fernando Barrichello	1:57.025	1:57.328	3
4	41	Fernando Barrichello	32.153	84	Francesco Simonazzi	36.138	26	Jakob Bergmeister	48.866	4	26	Jakob Bergmeister	1:57.160	1:57.364	5
5	26	Jakob Bergmeister	32.252	41	Fernando Barrichello	36.152	84	Francesco Simonazzi	49.022	5	84	Francesco Simonazzi	1:57.183	1:57.338	4
6	66	Enzo Richer	32.446	11	Levente Revesz	36.239	66	Enzo Richer	49.277	6	66	Enzo Richer	1:57.577	1:58.217	6



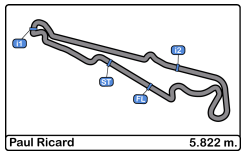


Paul Ricard
Euroformula Open
Race - 3
Leader Sequence



N°	Driver	Nat	Cat	Clas	Team	Nat	Vehicle	Start Lap	End Lap	Laps	Total Laps
11	Levente Revesz	HUN			Team Motopark	GER	Dallara F320 Spiess	1	15	15	15



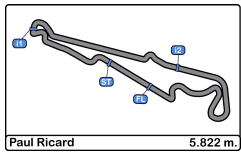


Paul Ricard
Euroformula Open
Race - 3
Best 5 Lap Times



Cls	N°	Driver	Nat	Cat	Cls	Team	Nat	Vehicle	Best 1		Best 2		Best 3		Best 4		Best 5	
									Time	Lap	Time	Lap	Time	Lap	Time	Lap	Time	Lap
1	71	Brad Benavides				Team Motopark		Dallara F320 Spiess	1:56.927	5	1:56.959	4	1:57.200	2	1:57.391	6	1:57.491	3
2	11	Levente Revesz				Team Motopark		Dallara F320 Spiess	1:57.110	2	1:57.173	3	1:57.228	4	1:57.267	5	1:57.420	6
3	41	Fernando Barrichello		R	1	Team Motopark		Dallara F320 Spiess	1:57.328	2	1:57.347	3	1:57.617	5	1:57.673	6	1:57.895	7
4	84	Francesco				BVM Racing		Dallara F320 Spiess	1:57.338	2	1:57.428	3	1:57.600	4	1:57.978	5	1:58.226	6
5	26	Jakob Bergmeister				Team Motopark		Dallara F320 Spiess	1:57.364	3	1:57.401	2	1:57.681	4	1:57.960	5	1:58.274	6
6	66	Enzo Richer		R	2	Team Motopark		Dallara F320 Spiess	1:58.217	5	1:58.293	6	1:58.351	2	1:58.412	4	1:58.736	8





Paul Ricard
Euroformula Open
Race - 3
Best 5 Top Speeds



Paul Ricard 5.822 m.

Clas	Nº	Driver	Nat	Cat	Cls	Team	Nat	Vehicle	Top 1		Top 2		Top 3		Top 4		Top 5		Avg
									Km/h	Lap	Km/h	Lap	Km/h	Lap	Km/h	Lap	Km/h	Lap	
1	26	Jakob Bergmeister				Team Motopark		Dallara F320 Spiess	240.5	4	239.4	3	239.4	5	238.9	7	238.9	14	239.4
2	71	Brad Benavides				Team Motopark		Dallara F320 Spiess	240.0	3	238.4	4	237.8	2	237.8	9	235.8	10	237.9
3	41	Fernando Barrichello		R	1	Team Motopark		Dallara F320 Spiess	235.8	5	235.8	15	235.2	2	235.2	3	234.7	4	235.3
4	66	Enzo Richer		R	2	Team Motopark		Dallara F320 Spiess	235.2	2	234.7	3	233.7	4	233.7	7	233.2	5	234.1
5	11	Levente Revesz				Team Motopark		Dallara F320 Spiess	232.2	2	232.2	3	232.2	4	231.2	5	231.2	7	231.8
6	84	Francesco Simonazzi				BVM Racing		Dallara F320 Spiess	232.2	3	231.7	2	231.7	4	231.7	5	230.7	6	231.6





Paul Ricard
Euroformula Open
Race - 3
Fastest Laps Sequence



Lap	Time of Day	Session Time	N° Driver	Nat	Cat	Team	Nat	Vehicle	Time	Km/h
2	18:27:25.105	3:58.105	11 Levente Revesz		HUN	Team Motopark		DEU Dallara F320 Spiess	1:57.110	179.5
4	18:31:20.946	7:53.946	71 Brad Benavides		USA	Team Motopark		DEU Dallara F320 Spiess	1:56.959	179.8
5	18:33:17.872	9:50.872	71 Brad Benavides		USA	Team Motopark		DEU Dallara F320 Spiess	1:56.927	179.8





Paul Ricard
Euroformula Open
Race - 3
Event Best Maximum Speed



N°	Driver	Nat	Cat	Clas	Team	Nat	Vehicle	Km/h	Session
41	Fernando Barrichello	BRA	R	1	Team Motopark	DEU	Dallara F320 Spiess	243.2	Race - 2
71	Brad Benavides	USA			Team Motopark	DEU	Dallara F320 Spiess	241.6	Race - 1
66	Enzo Richer	LUK	R	2	Team Motopark	DEU	Dallara F320 Spiess	240.5	Race - 2
26	Jakob Bergmeister	DEU			Team Motopark	DEU	Dallara F320 Spiess	240.5	Race - 3
11	Levente Revesz	HUN			Team Motopark	DEU	Dallara F320 Spiess	239.4	Race - 1
212	Paolo Brajnik	SRB	GC	1	NV Racing	SRB	Dallara F320 Spiess	237.3	Race - 2
84	Francesco Simonazzi	ITA			BVM Racing	ITA	Dallara F320 Spiess	236.8	Race - 2





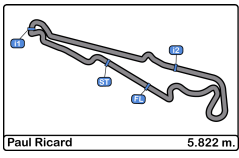
Paul Ricard
Euroformula Open
Race - 3
Lap Chart



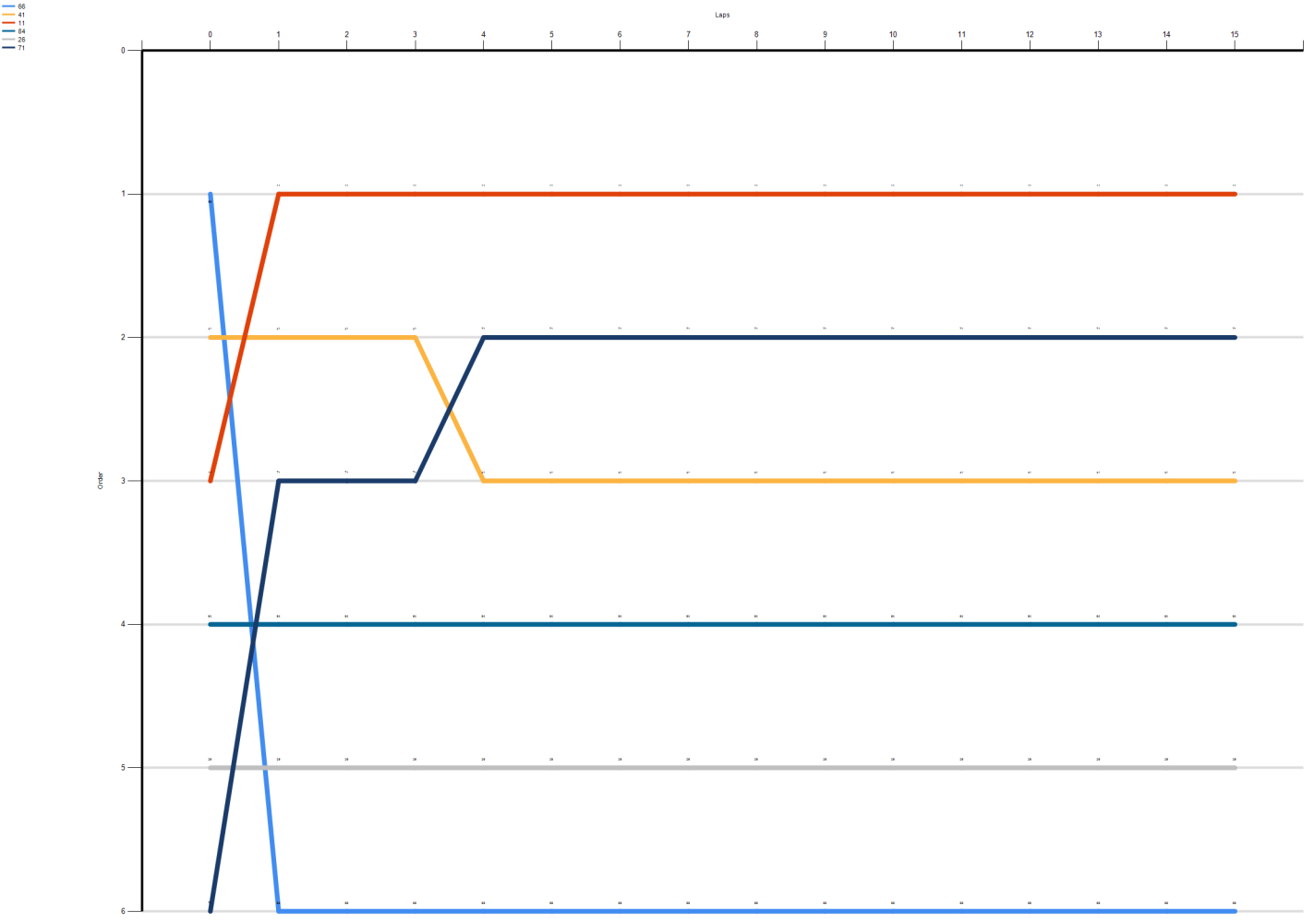
LAP

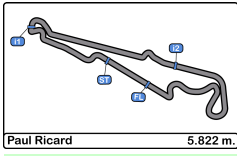
Nr	Pos	Grid	1	2	3	4	5	6	7	8	9	10	11	12	13	14	15
66	1	66	11	11	11	11	11	11	11	11	11	11	11	11	11	11	11
41	2	41	41	41	41	71	71	71	71	71	71	71	71	71	71	71	71
11	3	11	71	71	71	41	41	41	41	41	41	41	41	41	41	41	41
84	4	84	84	84	84	84	84	84	84	84	84	84	84	84	84	84	84
26	5	26	26	26	26	26	26	26	26	26	26	26	26	26	26	26	26
71	6	71	66	66	66	66	66	66	66	66	66	66	66	66	66	66	66





Paul Ricard
Euroformula Open
Race - 3
Graphic Lap Chart



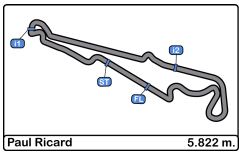


Paul Ricard
Euroformula Open
Race - 3
Pit Stop Analysis



Or d.	Nr.	In Day	Time	Team	Nat	Driver 1	Nat	Driver 2	Nat	Vehicle	Cat	In Time	Stop N°	Pit Time	Handicap	Diff.
----------	-----	--------	------	------	-----	----------	-----	----------	-----	---------	-----	---------	---------	----------	----------	-------

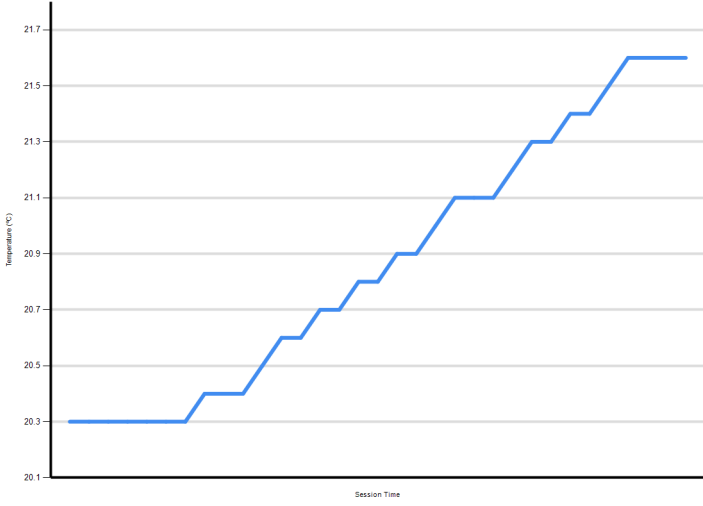




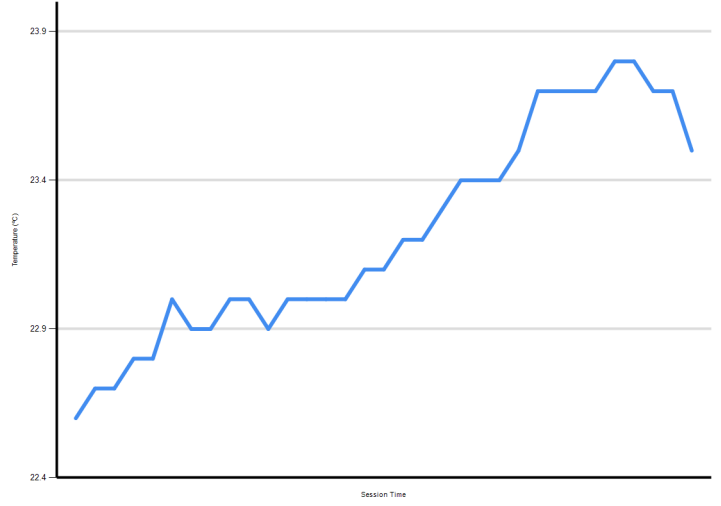
Paul Ricard
Euroformula Open
Race - 3
Weather Report



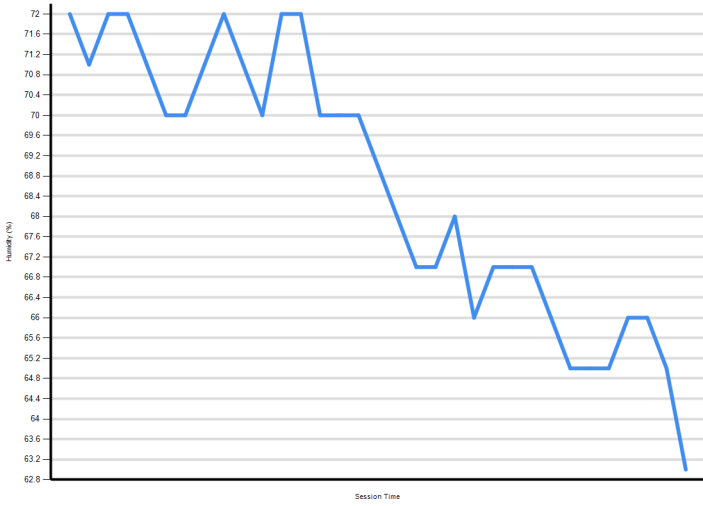
Air Temperature



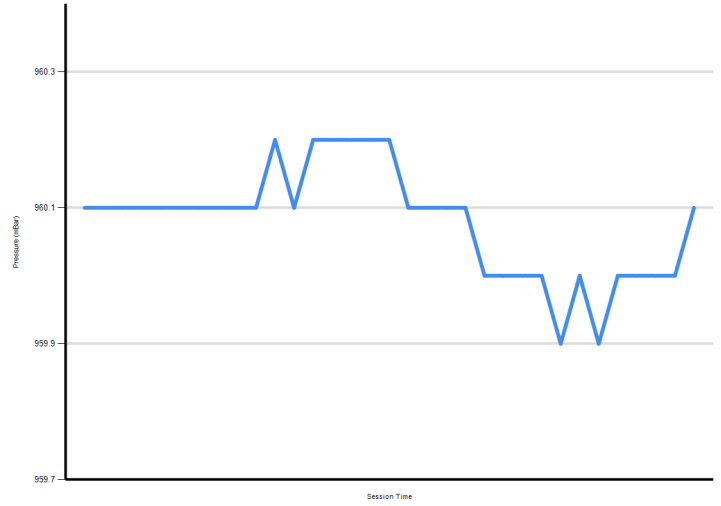
Track Temperature



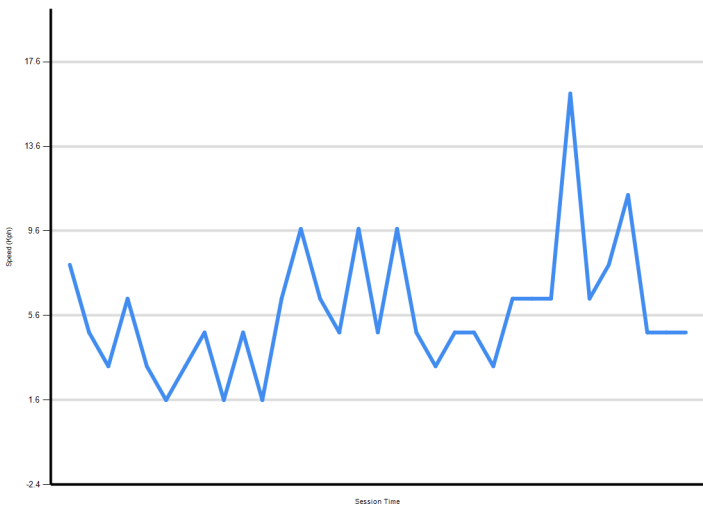
Humidity



Pressure



Wind Speed



Wind direction

